

KLIGLER IRON AGAR

Differential medium for enterobacteria identification.

TYPICAL FORMULA	(g/l)
Proteose Peptone	20.0
Sodium Chloride	5.0
Yeast Extract	3.0
Meat Extract	3.0
Ferrous Sulfate	0.2
Sodium Thiosulphate	0.3
Lactose	10.0
Glucose	1.0
Phenol Red	0.024
Agar	11.0

Final pH = 7.4 ± 0.2 at 25 °C.

DIRECTIONS

Suspend 53.5 g of powder in 1 liter of distilled or deionized water. Heat to boiling until completely dissolved. Dispense into final tubes. Sterilize in autoclave at 121°C for 15 minutes. Cool in a slanting position.

DESCRIPTION

KLIGLER IRON AGAR is a solid medium used to distinguish between *Enterobacteriaceae* on the basis of their ability to ferment lactose and / or glucose and to produce hydrogen sulphide.

TECHNIQUE

Inoculate by stabbing the butt and abundantly streaking the slope. Incubate at 36 ± 1°C for 18-24 hours and check the color of the medium both in the butt and at the slope. Also check for the presence of gas in the butt and the presence of the black precipitate (H₂S).

QUALITY CONTROL

Dehydrated medium

Appearance: free-flowing, homogeneous.

Color: pinkish beige.

Prepared medium

Appearance: slightly opalescent, slight precipitate.

Color: slightly orange-red.

Incubation conditions: 36 ± 1°C for 18-24 hours.

Microorganism	ATCC	Growth	Slant/butt	Gas	H ₂ S
<i>Citrobacter freundii</i>	8090	good	acid/acid	+	+
<i>Escherichia coli</i>	25922	good	acid/acid	+	-
<i>Proteus vulgaris</i>	6380	good	alkaline/acid	-	+

PERFORMANCE AND LIMITATIONS

A pure culture is essential when inoculating Kligler Iron Agar. If inoculated with a mixed culture, irregular observations may occur.

STORAGE

The powder is very hygroscopic: store the powder at 10-30 °C, in a dry environment, in its original container tightly closed and use it before the expiry date on the label or until signs of deterioration or contamination are evident.

Store prepared tubes at 2-8°C.

REFERENCES

1. MacFaddin, J.F. (1976). Biochemical tests for identification of medical bacteria.
2. Kligler, I.J. (1918). J. Exp. Med. **28**: 319-322.



LIOFILCHEM s.r.l.

Via Scozia, Zona Ind.le - 64026, Roseto D.A. (TE) - ITALY

Phone +390858930745 Fax +390858930330

Website: www.liofilchem.net E-mail: liofilchem@liofilchem.net



PRESENTATION









Product	REF	
KLIGLER IRON AGAR (9.3 l)	610023	500 g
KLIGLER IRON AGAR (1.8 l)	620023	100 g

TABLE OF SYMBOLS

LOT Batch code	 Caution, consult accompanying documents	 Manufacturer	 Contains sufficient for <n> tests	IVD <i>In Vitro</i> Diagnostic Medical Device
REF Catalogue number	 Fragile, handle with care	 Use by	 Temperature limitation	 Keep away from heat source



LIOFILCHEM s.r.l.

Via Scozia, Zona Ind.le - 64026, Roseto D.A. (TE) - ITALY

Phone +390858930745 Fax +390858930330

Website: www.liofilchem.net E-mail: liofilchem@liofilchem.net

