

IncuArch

Transport Incubator



Enables quick transportation and high quality care during emergencies.



Ease of treatment

Mobility

High stability



IncuArch

Ease of treatment



Easy-to-observe hood



The size of the lighting lamp has been reduced in order to eliminate obstacles to sight. Unevenness of the hood surface has been significantly reduced to make it easier to give a blanket bath.

Constant monitoring of vital signs



The operation panel is placed at the side of the infant's head for easy observation of vital signs even during treatment.

Large operative field, accessible from both sides

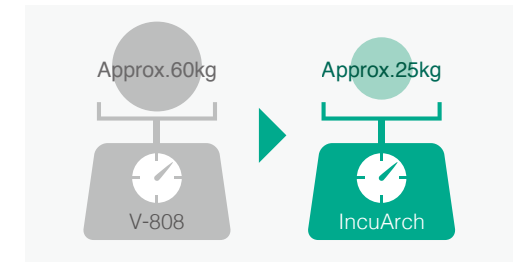


The body size has been reduced while maintaining the same operative field range as that of conventional models. Snap-open access ports are placed at the head and foot sides of the hood to enable easy access from both ends.



Mobility

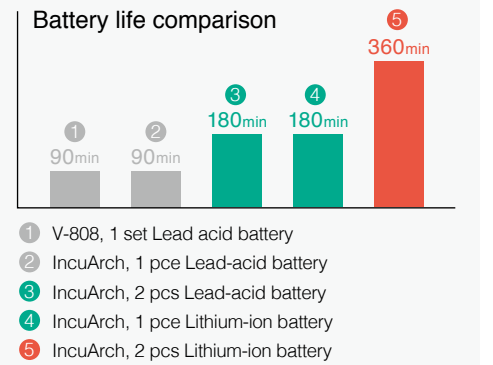
Light weight and compact size



The weight of main unit is approx. 25kg. Light weight and compact design.

*Weight when one battery is installed.

Battery life comparison



Either Lithium-ion battery pack or Lead-acid battery pack can be selected. The maximum 360 min battery life can be realized.

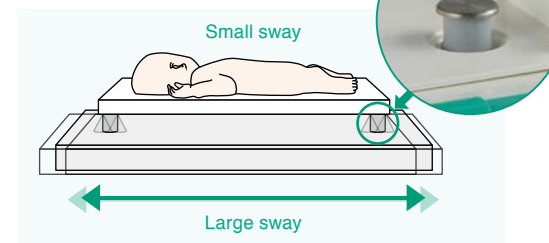
Securely holds infant's body



An infant can be secured in a particular position by the soft infant fixing belts (non-woven fabric) and the soft fence. In the unlikely event of sudden breaking during transportation or an accident, the infant is protected from the shock.


*The soft fence is optional.

Reduced vibration



Vibration during transportation is suppressed by the cushion rubber, reducing stress on the infant.

High stability



Products Lineup

Code No. 62100 IncuArch

Specifications

Power source	Rating voltage: AC100 - 240V +/-10% Power consumption: 220VA Frequency: 50/60Hz
Classification	Type of protection: Class I, internally powered Degree of protection: Type BF, - applied part
Temp setting range	23.0 - 38.0°C (0.1°C increments)
Alarm	Excessive temp, set temp, Skin temp, fan, system, low battery (Option: SpO ₂ upper/lower, pulse rate upper/lower/loss, SpO ₂ sensor, SpO ₂ cable, internal error, O ₂ upper/lower, O ₂ sensor)
Dimensions, Weight	Main unit: W975 x D475 x H435mm Mattress: W620 x D330 x H30mm Weight: approx. 25kg (main unit)
Accessories	Dust cover.....1 Dispo safety band.....3 Pneumoclean (Electrostatic air filter).....1 Skin temperature probe.....1 Operation Manual.....1 Semi-iris access port cover.....4

Add-on units

Code No. 62110 SpO₂ unit (Masimo)

Code No. 62111 SpO₂ unit (Nellcor)

Code No. 62112 O₂ monitor



Options & Supplies



Code No. 22043
HL Stand for IncuArch



Code No. 22044
Cabinet Stand for IncuArch



Code No. 22045
Bumper for Cabinet Stand



Code No. 22049
Multi-purpose Pole for IncuArch



Code No. 22050
Multi-purpose Pole for HL Stand



Code No. 22051
Crank Type Multi-purpose Pole for Cabinet Stand

- Code No. 22046 Safety support mattress
- Code No. 22047 Dispo safety band
- Code No. 22048 Lithium-ion battery pack
- Code No. 22052 Multi-purpose platform
- Code No. 22053 Multi-purpose pole for multi-purpose platform
- Code No. 22054 Monitor table for multi-purpose platform
- Code No. 22055 Cylinder holder for 150L cylinder (Pole mounting type)



Atom Medical products are produced under strict production control in Japan.
We provide value and trust of the highest quality for the tiny baby lives in the world.

ATOM MEDICAL CORPORATION

<https://www.atomed.co.jp/english>