



Benannt durch/Designated by  
Zentralstelle der Länder  
für Gesundheitsschutz  
bei Arzneimitteln und  
Medizinprodukten  
www.zlg.de  
ZLG-BS-244.10.08



Product Service

## EC Certificate

Full Quality Assurance System

Directive 93/42/EEC on Medical Devices (MDD), Annex II excluding (4)

(Devices in Class IIa, IIb or III)

**No. G1 041151 0014 Rev. 00**

**Manufacturer:**

**AT-OS S.r.l.**

Viale del Lavoro 19

37030 Colognola ai Colli (VR)

ITALY

**Facility(ies):**

AT-OS S.r.l.

Viale del Lavoro 19, 37030 Colognola ai Colli (VR), ITALY

**Product Category(ies): Washer-disinfectors for  
non active medical devices**

The Certification Body of TÜV SÜD Product Service GmbH declares that the aforementioned manufacturer has implemented a quality assurance system for design, manufacture and final inspection of the respective devices / device categories in accordance with MDD Annex II. This quality assurance system conforms to the requirements of this Directive and is subject to periodical surveillance. For marketing of class III devices an additional Annex II (4) certificate is mandatory. See also notes overleaf.

**Report No.:**

ITA1339913

**Valid from:**

2019-08-27

**Valid until:**

2024-05-26

**Date,**

2019-08-27

Stefan Preiß

Head of Certification/Notified Body



# Certificate

No. Q5 041151 0013 Rev. 01

**Holder of Certificate:** **AT-OS S.r.l.**  
Viale del Lavoro 19  
37030 Colognola ai Colli (VR)  
ITALY

**Certification Mark:**



**Scope of Certificate:** **Design and development, production, distribution and servicing of cleaning and disinfecting equipment and medical devices storage and drying cabinets.**

The Certification Body of TÜV SÜD Product Service GmbH certifies that the company mentioned above has established and is maintaining a quality management system, which meets the requirements of the listed standard(s). All applicable requirements of the testing and certification regulation of TÜV SÜD Group have to be complied with. For details and certificate validity see: [www.tuvsud.com/ps-cert?q=cert:Q5 041151 0013 Rev. 01](http://www.tuvsud.com/ps-cert?q=cert:Q5 041151 0013 Rev. 01)

**Report No.:** ITA1773718

**Valid from:** 2021-11-12  
**Valid until:** 2024-09-30

**Date,** 2021-11-12

Christoph Dicks  
Head of Certification/Notified Body

# Certificate

No. Q5 041151 0013 Rev. 01

**Applied Standard(s):**

EN ISO 13485:2016  
Medical devices - Quality management systems -  
Requirements for regulatory purposes  
(ISO 13485:2016)  
DIN EN ISO 13485:2016

**Facility(ies):**

AT-OS S.r.l.  
Viale del Lavoro 19, 37030 Colognola ai Colli (VR), ITALY

Design and development, production, distribution and servicing of  
cleaning and disinfecting equipment and medical devices storage  
and drying cabinets.

AT-OS S.r.l.  
V.le Del Lavoro, 46, 37030 Colognola ai Colli (VR), ITALY

Warehouse packaging materials, buffer of finished products

/

HOSPITAL



Your Health, Our Technology

**AWD655**

Washer Disinfector



## **Wash, disinfect and dry instruments in a safe and impeccable way**

Instrument washer disinfectors designed to meet hygiene standards: Standard EN-ISO 15883-1/2 and 5.

As a result of using the highest technologies, the AWD655 are developed to offer different models, suitable for the huge variety of instruments found in hospital departments, dental clinics, surgical and central sterilization rooms, satisfying all kinds of medical requests.

The large choice of washing baskets and accessories allows the user to wash, disinfect and dry the most sophisticated instruments, such as the tubular ones.

***This line offers high reliability, for the benefit of users and patients!***



External Lab Certificate of Type Test validation, according to the Standard EN ISO 15883-1/2 and 5.



Plumbing system designed to isolate the potable water pipeline system (water gap) as prescribed by European Standard EN 1717.



Excellent results



Up to 450 liters of volume



Color graphic display



Perfect disinfection



Energy saving



Innovative washing programs



High reliability



Software PC



# AWD655 Line



AWD655-2



AWD655-2  
Stainless steel door,  
without drying system



AWD655-2H



AWD655-8

AWD655-8XE  
Stainless steel door,  
without drying system

BOILER  
AVAILABLE



AWD655-8L

AWD655-8XEL  
Stainless steel door,  
without drying system



COMPATIBLE WITH ALL WASHER DISINFECTORS

## TRY THE EBOX CONNECTION!

Interface with external systems,  
view and store all information  
related to the machine status  
and end of cycle graphical  
representation

Contact  
us for the  
brochure!

[info@at-os.com](mailto:info@at-os.com)







### **Chemical-resistant double glass**

The door is made of two layers of tempered glass, resistant to chemicals, even the most aggressive ones. It allows to see inside the wash chamber during operation.



### **Stainless steel design**

The wash chamber is made of stainless steel AISI 316L (EN 1.4404) while the chassis and external panels are made of stainless steel AISI 304 (EN 1.4301). They are shockproof and long-lasting. Scotch Brite surface finish makes cleaning easier.



### **Ergonomic handle**

Thanks to the ergonomic handle, on models equipped with manual door, the door opening and closing functions are made easy without efforts.



### **Support for an easy access**

On request, AWD655-2H and AWD655-8 (and variants) can be integrated with a stainless steel support, under the machine, that provide an ergonomic height when the machine is not installed under the counter, making the access to the machine easier for the operator. The support is also useful for storing chemicals.



### **Door locking and security system**

The machines are equipped with an automatic door locking system which ensure a safety door block. For the safety of the operators, the machine does not allow the door to be unlocked during the wash cycle or in the presence of high temperatures. An extra sensor guarantee that, even if in presence of a malfunction of the machine, the water pump will be switched off with the unlock of the door.



### **Printer**

On request, the machine is equipped with a printer that prints the receipt log of the running program.



### **Touch-pad keyboard with graphic display**

The touch control panel consists of 8 backlit keys and a 3.5" LCD display, AWD655-15A is equipped with a 7" touch-screen display. The flat display with colour graphics shows all cycle parameters, alarm messages, measured temperatures of the two temperature probes positioned in the wash chamber, drying temperatures and  $A_0$  value. AWD655-10 and AWD655-15A with double door are equipped with screen monitor on both sides.



### **Alarm-check system**

This system helps the operator to understand why an alarm has occurred before consulting the user manual. A text appears on the display with the number, the image of the alarm and the text explaining the possible causes of it.



### **Customizable programs**

The machine is supplied with a set of standard programs, variable according to the model, and with the addition of customizable programs, up to a maximum of 40 total programs.



### **Double door system**

The AWD655-10, AWD655-10A and AWD655-15A (and variants) are customized with two interlocked doors: one for loading baskets and the other positioned at the rear for unloading them. The machines does not allow the unlocking of the two doors at the same time. The door in the unloading area is unlocked only if a cycle is successfully completed.



### **Wash chamber LED light**

On request, the machine can be equipped with a LED light positioned inside the wash chamber, with low energy consumption, for a better visibility during the wash cycle and during loading and unloading of the basket or trolley. For AWD655-2 and AWD655-8 (and variants), the LED may vary in color depending on machine status. In the event of an alarm, the wash chamber lights red; when the cycle is successfully completed, the wash chamber lights green.



### **Reliable washing**

Thanks to a dedicated pressure switch that monitors in real time the water pressure of the washing circuit, all the washing parameters will be always perfect. An alarm message on the display will indicate if there's a pressure lost during the cycle, causing a cycle stop.



### **Microcontroller**

The machine is equipped with a microcontroller that constantly monitors its operation. It's provided with an internal flash memory that allows the machine to store all the information regarding: cycle params, alarms and log history. An internal watchdog monitor the microcontroller and block the device in case of a malfunction.



### **Boiler for Speed Cycle**

Speeds up the water heating times: the boiler is filled with deionized water maintained at a pre-set temperature thanks to its internal heating element. The boiler is filled during the disinfection phase using the heat of the condenser, reducing the electricity consumption and increasing system efficiency. For the disinfection phase, the chamber is filled with the preheated water from the boiler.



### **External heating system**

In the AWD655-2 and AWD655-2H machines, the water heating elements are positioned outside the wash chamber: this solution avoid water and chemicals to be in contact with the electrical active components of the heaters.



### **Water softener system**

It is a system that makes it possible to soften the cold and hot water entering the wash chamber, so as to reduce the formation of limestone in the hydraulic circuit of the machine. The machine automatically regenerates the resins based on the water hardness set at the time of installation.



### **Spray arm monitor**

On request, the machine is equipped with the spray arm monitor system. If the spray arm monitor is enabled, it checks the correct rotation of the spray arm. An alarm message on the display will indicate a problem during the cycle.



### **Conductivity probe**

On request, the machine is equipped with a conductivity probe that checks the water purity level at the end of rinsing, before disinfection. The machine repeats the rinse cycle again to remove any residue if the conductivity probe detects a water purity level, expressed in  $\mu\text{S}/\text{cm}$ , higher than the preset one.



### **(E.T.S.) Empty Total System**

On request, AWD655-10, AWD655-10A and AWD655-15A (and variants) can be equipped with the E.T.S. system which, at the end of each cycle, automatically discharges the residual water from the pump, water storage tank and pipes, to ensure complete cleaning inside the machine.



### **Automatic washing trolley recognition**

On request, AWD655-10, AWD655-10A and AWD655-15A (and variants) can be enabled to understand when a trolley is inserted: it is not possible to start a program if there is no trolley inside the wash chamber. The application recognizes which type of trolley is inserted and suggests to the user which program to start. However, it remains possible to enable or disable programs that are not recommended for this type of trolley.



### **Drying with HEPA H14 filter**

During the drying phase the forced air, pushed by a blower, is introduced into the washing chamber, passing through an electric heater. The air then comes out of the jets of the impellers to ensure a warm uniform air distribution. The HEPA H14 filter allows to block the fine dust present in the air with an efficiency of 99.995%. Furthermore, in order not to damage the filter, a pre-filter is placed in front of it to block the larger particles.



### **Models without drying system**

AWD655-2 (stainless steel door, without drying system), AWD655-8XE and AWD655-8XEL are without drying system: at the cycle end the machine automatically opens the door, partially, to dry the instruments with a natural air recirculation, saving on consumption. Read the user manual for more info and details.



### **Filter cleaning sensor**

A dedicated vacuum switch monitors the HEPA filter H14 clogging. An alarm message on the display will indicate that the filter is clogged, causing a cycle stop.



### **Humidity sensor for control drying**

On request, AWD655-15A (and variants) can be equipped with a humidity sensor that monitors the humidity value in the washing chamber at the end of the drying phase. Using a humidity probe, the device automatically regulates the duration of the drying phase in order to obtain a predefined drying result.



### **Hybrid heating system: electric + steam**

On request, AWD655-10, AWD655-10A and AWD655-15A (and variants) can be equipped with a hybrid heating system: the water is heated both by the heating elements inside the tank and by the network steam. In this way it is possible to reduce program times and electricity consumption.



### **Steam condenser system**

The machine is equipped with an effective steam condenser system that acts to reduce the steam during the disinfection and drying phases.



### **Detergent storage compartment**

In the AWD655-2 models, the access to the detergent storage compartment is prevented to unauthorized persons by a locked door. In addition, cleaning operations are facilitated by a fully removable basket. On the AWD655-8 models with side panel, the detergent storage compartment is located in the side panel with a handle to allow access to it. In the AWD655-10, AWD655-10A and AWD655-15A models the tanks are located in a compartment with locked door at the bottom of the machine.



### **Chemical dosing control**

The dosing system for chemical products is controlled by a flowmeter. If the flowmeter doesn't perceive the passage of the liquid, after a few seconds the display will show an alarm that warns the operator of the non-dispensing of the liquid in the wash chamber, causing a cycle stop.



### **Chemical products level sensor**

The machine is equipped with a sensor placed in the suction probe of chemical products, which warn the user if the liquid is running out through a warning that appears on the LCD display.



### **RS232 port connection**



### **USB port**

The 2 USB ports:

- USB 2 type A for PC USB: allows to connect the machine to a PC for programming;
- USB 2 type B for flash drive: allows to download the history of programs executed and alarms, or for update the firmware and dataset.

Only for  
**AWD655-2**  
**AWD655-8**  
and variants



### **Washer RePortal**

Software to connect to the machine to manage the user PIN and download, via USB PenDrive, the cycles ran, that are saved on a special database, moreover it is possible to generate the cycle reports in PDF format and export them in CSV format.



### **User pin management**

Manage a secure access to the programs by the users. An user name and password protection level limit the access to the device only to authorized personnel.

Want to know  
more about  
Washer RePortal?

**Contact us for  
the brochure!**

[info@at-os.com](mailto:info@at-os.com)





65 LT

## AWD655-2 AWD655-2H

Counter top and under the counter

Machines equipped with a manual door made in double tempered glass or stainless steel, perfect for dental clinics and hospital ward. The water heating elements, placed outside the wash chamber, ensure a longer life of the system. They are equipped with a system that filter, electrically heat and force, with a powerfull blower, the air in the wash chamber and inside the hollow instruments, to obtain an excellent drying result (not available in the model without drying system). A large variety of accessories completes these machines, suitable for washing and disinfecting all types of surgical instruments and accessories.



AWD655-2

Glass door  
with drying system



AWD655-2

Stainless steel door  
without drying system



AWD655-2H

Glass door  
with drying system



Wash chamber with  
spray arms



Multi filters in  
the wash chamber



Chemical tanks



External printer  
connected by cable



HEPA H14 filter  
and prefilter

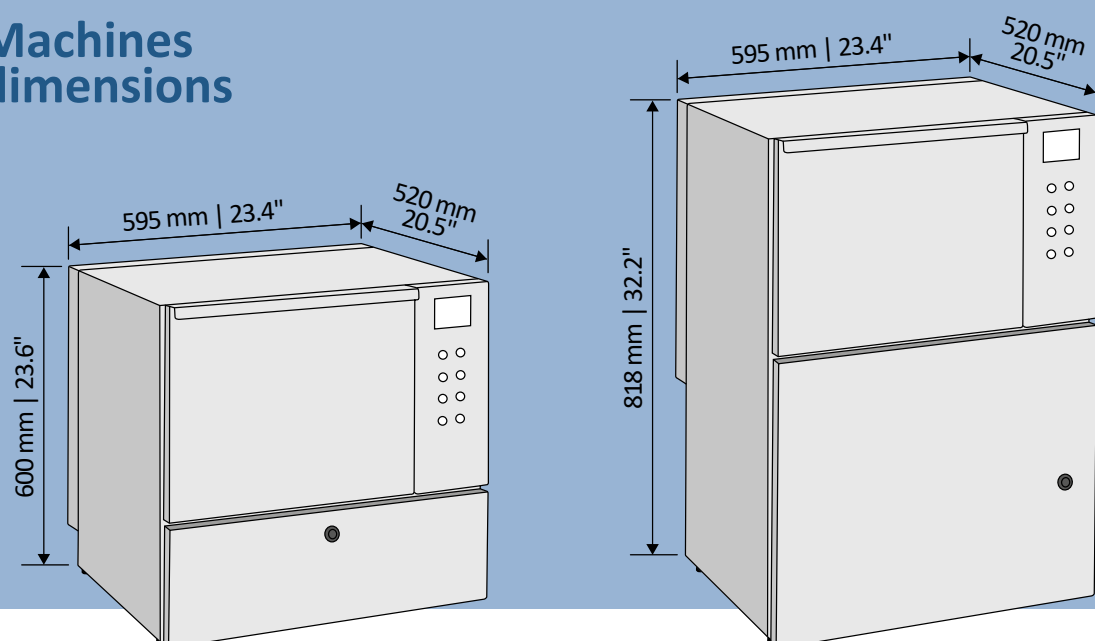
# Technical features

	AWD655-2	AWD655-2 without drying system	AWD655-2H
Product code	112002029	112002039	112002030
Chamber dimension (WxDxH)	428x415x370 mm 16.9"x16.3"x14.6"	428x415x370 mm 16.9"x16.3"x14.6"	428x415x370 mm 16.9"x16.3"x14.6"
Max pump flow rate	100 l/min   0.3 GPM	100 l/min   0.3 GPM	100 l/min   0.3 GPM
Max drying fan flow rate	40 m³/h	-	40 m³/h
Max absorbed power	2.9 kW	2.9 kW	2.9 kW
Max number of dosing pumps for chemicals with flowmeters	2	2	3
Chemical tank capacity	0.6 l   0.2 US gal	0.6 l   0.2 US gal	5 l   1 US gal

## Device configuration options

USB SLAVE interface for PC	✓	✓	✓
USB HOST interface for FLASH DRIVE	✓	✓	✓
RS232 Interface for external printer or data connection exchange	✓	✓	✓
Touch panel with color graphic display	✓	✓	✓
Manual door with interlock	✓	✓	✓
Forced air drying	✓	-	✓
HEPA H14 filter	✓	-	✓
Stainless steel wash chamber AISI 316L (EN 1.4404)	✓	✓	✓
Cold water connection	✓	✓	✓
Deionized water connection	Optional	Optional	Optional
Conductivity probe	Optional	Optional	Optional
Water softener system	Optional	Optional	Optional
Wash chamber LED light	Optional	Optional	Optional
External printer	Optional	Optional	Optional

## Machines dimensions



The reference values are based on standard model.



165 LT

## AWD655-8 AWD655-8XE

Under the counter

Machines equipped with a manual door made in double tempered glass or stainless steel, with up to 4 washing levels for baskets. They are equipped with a system that filter, electrically heat and force, with a powerfull blower, the air in the wash chamber and inside the hollow instruments, to obtain an excellent drying result (not available in the model without drying system). A large variety of accessories completes these machines, suitable for washing and disinfecting all types of surgical instruments and accessories.



AWD655-8

Glass door  
with drying system



AWD655-8XE

Stainless steel door  
without drying system



Wash chamber with  
spray arms



Multi filters in  
the wash chamber



Stainless steel support  
for chemical tanks



External printer  
connected by cable



HEPA H14 filter  
and prefilter

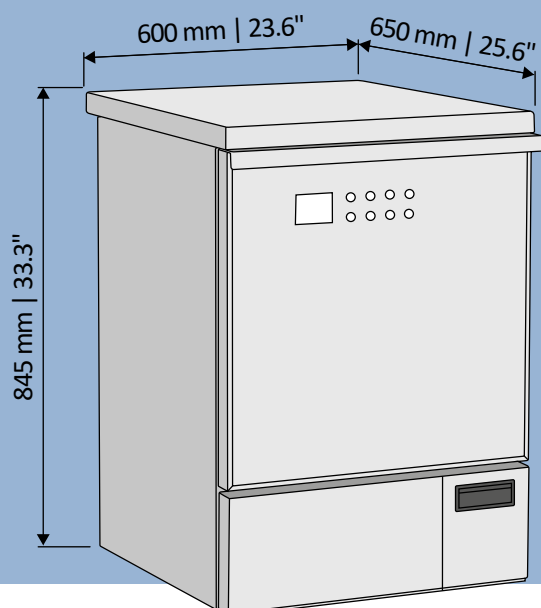
# Technical features

	AWD655-8	AWD655-8XE
Product code	112002045	112002048
Chamber dimension (WxDxH)	550x500x600 mm 21.7"x19.7"x23.6"	550x500x600 mm 21.7"x19.7"x23.6"
Max pump flow rate	370 l/min   97.8 GPM	370 l/min   97.8 GPM
Max drying fan flow rate	150 m³/h	-
Max absorbed power	6.2 kW	6.2 kW
Max number of dosing pumps for chemicals with flowmeters	4	4
Chemical tank capacity	5 l   1 US gal	5 l   1 US gal

## Device configuration options

USB SLAVE interface for PC	✓	✓
USB HOST interface for FLASH DRIVE	✓	✓
RS232 Interface for external printer or data connection exchange	✓	✓
Touch panel with color graphic display	✓	✓
Manual door with interlock	✓	✓
Forced air drying	✓	-
HEPA H14 filter	✓	-
Stainless steel wash chamber AISI 316L (EN 1.4404)	✓	✓
Cold and hot water connection	✓	✓
Deionized water connection	Optional	Optional
Conductivity probe	Optional	Optional
Water softener system	Optional	Optional
Wash chamber LED light	Optional	Optional
Spray arm monitor	Optional	Optional
External printer	Optional	Optional

## Machines dimensions



165 LT

# AWD655-8L AWD655-8L-SC AWD655-8XEL

Under the counter

Machines equipped with a manual door made in double tempered glass or stainless steel, with up to 4 washing levels for baskets. They are equipped with a system that filter, electrically heat and force, with a powerful blower, the air in the wash chamber and inside the hollow instruments, to obtain an excellent drying result (not available in the model without drying system). A large variety of accessories completes these machines, suitable for washing and disinfecting all types of surgical instruments and accessories.



AWD655-8L

Glass door  
with drying system



AWD655-8XEL

Stainless steel door  
without drying system



Wash chamber with  
spray arms



Multi filters in  
the wash chamber



Stainless steel support  
for chemical tanks



Built-in  
printer



HEPA H14 filter  
and prefilter

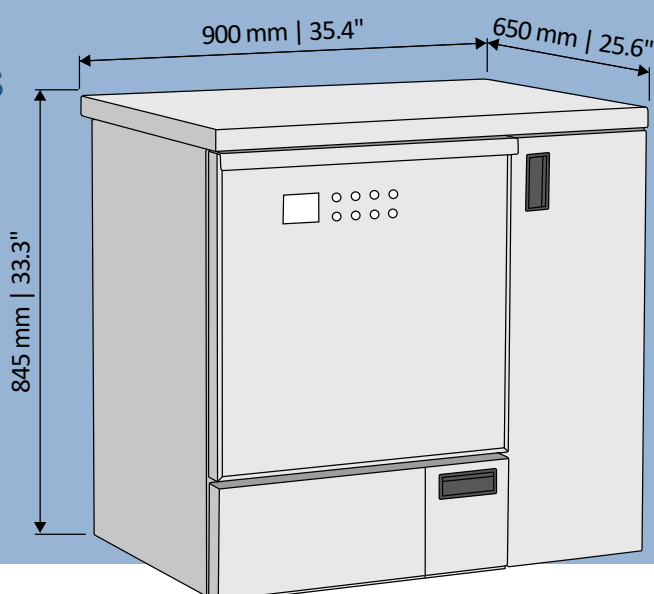
# Technical features

	AWD655-8L	AWD655-8L-SC	AWD655-8XEL
Product code	112002046	112002047	112002049
Chamber dimension (WxDxH)	550x500x600 mm 21.7"x19.7"x23.6"	550x500x600 mm 21.7"x19.7"x23.6"	550x500x600 mm 21.7"x19.7"x23.6"
Max pump flow rate	370 l/min   97.8 GPM	370 l/min   97.8 GPM	370 l/min   97.8 GPM
Max drying fan flow rate	150 m³/h	150 m³/h	-
Max absorbed power	6.2 kW	7 kW	6.2 kW
Max number of dosing pumps for chemicals with flowmeters	4	4	4
Chemical tank capacity	5 l   1 US gal	5 l   1 US gal	5 l   1 US gal

## Device configuration options

USB SLAVE interface for PC	✓	✓	✓
USB HOST interface for FLASH DRIVE	✓	✓	✓
RS232 Interface for external printer or data connection exchange	✓	✓	✓
Touch panel with color graphic display	✓	✓	✓
Manual door with interlock	✓	✓	✓
Forced air drying	✓	✓	-
HEPA H14 filter	✓	✓	-
Stainless steel wash chamber AISI 316L (EN 1.4404)	✓	✓	✓
Cold and hot water connection	✓	✓	✓
Deionized water connection	Optional	Optional	Optional
Boiler for deionized water	-	✓	-
Conductivity probe	Optional	Optional	Optional
Water softener system	Optional	Optional	Optional
Wash chamber LED light	Optional	Optional	Optional
Spray arm monitor	Optional	Optional	Optional
Built-in printer installed in the side panel	Optional	Optional	Optional

## Machines dimensions



265 LT

# AWD655-10 | AWD655-10-SC AWD655-10D | AWD655-10D-SC


Stand alone

Machines equipped with one or two manual doors made in double tempered glass, for surgical departments and small sterilization departments with 5 washing levels. In the machine with two doors, on one side the trolley is loaded with the dirty instruments (dirty room), on the other side the trolley is taken with the cleaned and disinfected instruments (clean room), at the end of the cycle. To ease the loading and unloading of the trolleys, special manual transport trolleys can be used.



AWD655-10  
Single door  
with drying system

AWD655-10-SC  
Single door with drying  
system and boiler



Wash chamber with  
spray arms




Touch control  
panel



Chemical  
tanks



Built-in  
printer



HEPA H14 filter  
and prefilter

# Technical features

## AWD655-10

## AWD655-10-SC

## AWD655-10D

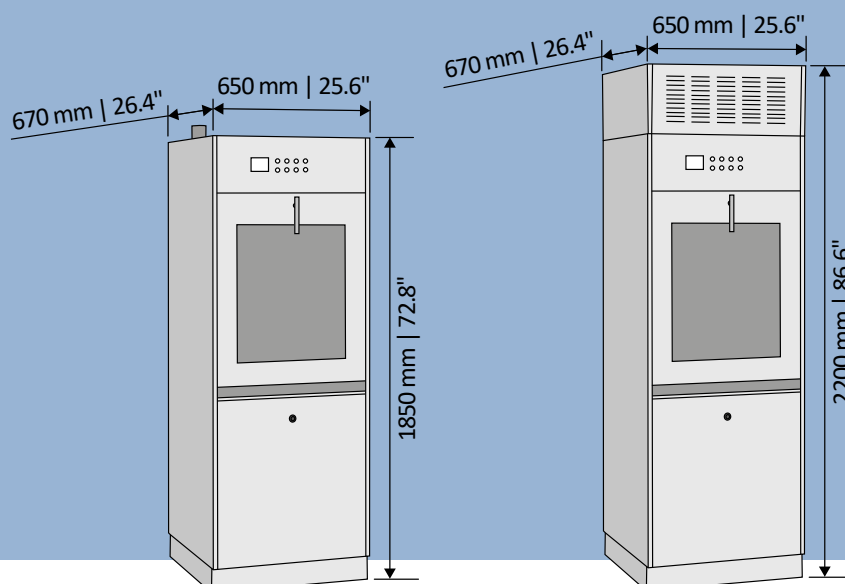
## AWD655-10D-SC

Product code	112002003	112002007	112002004	112002008
Chamber dimension (WxDxH)	560x585x800 mm 22"x23"x31.5"	560x585x800 mm 22"x23"x31.5"	560x585x800 mm 22"x23"x31.5"	560x585x800 mm 22"x23"x31.5"
Max pump flow rate	626 l/min 165.3 GPM	626 l/min 165.3 GPM	626 l/min 165.3 GPM	626 l/min 165.3 GPM
Max drying fan flow rate	150 m³/h	150 m³/h	150 m³/h	150 m³/h
Max absorbed power	11.4 kW	16.5 kW (1 boiler) 22 kW (2 boilers)	11.4 kW	16.5 kW (1 boiler) 22 kW (2 boilers)
Max number of dosing pumps for chemicals with flowmeters	4	4	4	4
Chemical tank capacity	5 l   1 US gal	5 l   1 US gal	5 l   1 US gal	5 l   1 US gal

## Device configuration options

USB SLAVE interface for PC	✓	✓	✓	✓
USB HOST interface for FLASH DRIVE	✓	✓	✓	✓
RS232 Interface for external printer or data connection exchange	✓	✓	✓	✓
1x Touch panel with color graphic display	✓	✓	-	-
2x Touch panel with color graphic display	-	-	✓	✓
Single manual door with interlock	✓	✓	-	-
Double manual interlocked pass-through doors	-	-	✓	✓
Forced air drying	✓	✓	✓	✓
HEPA H14 filter	✓	✓	✓	✓
Stainless steel wash chamber AISI 316L (EN 1.4404)	✓	✓	✓	✓
Cold and hot water connection	✓	✓	✓	✓
Deionized water connection	Optional	Optional	Optional	Optional
2x Boiler for deionized and hot water	-	✓	-	✓
Conductivity probe	Optional	Optional	Optional	Optional
Water softener system	Optional	Optional	Optional	Optional
Wash chamber LED light	Optional	Optional	Optional	Optional
Spray arm monitor	Optional	Optional	Optional	Optional
(E.T.S.) Empty Total System	Optional	Optional	Optional	Optional
Hybrid heating system: electric steam	Optional	Optional	Optional	Optional
Automatic washing trolley recognition	Optional	Optional	Optional	Optional
Wall drain pump	Optional	Optional	Optional	Optional
Built-in printer installed frontally	Optional	Optional	Optional	Optional

## Machines dimensions



The reference values are based on standard model.




**REDUCE TIME  
& SAVE WATER!**

The second boiler allows to reduce hot water loading times and save water by reusing deionized water at the end of disinfection


**265 LT**

## AWD655-10A | AWD655-10A-SC AWD655-10AD | AWD655-10AD-SC

Stand alone

Machines equipped with one or two automatic doors made in double tempered glass, for surgical departments and small sterilization departments with 5 washing levels for a loading capacity of 12 DIN baskets.

Automatic sliding door activated through optical sensor on keyboard, avoid the problem of cross infection. Arranged for automatic loading and unloading system.



Wash chamber with spray arms




Automatic sliding doors



Chemical tanks



Built-in printer



HEPA H14 filter and prefilter

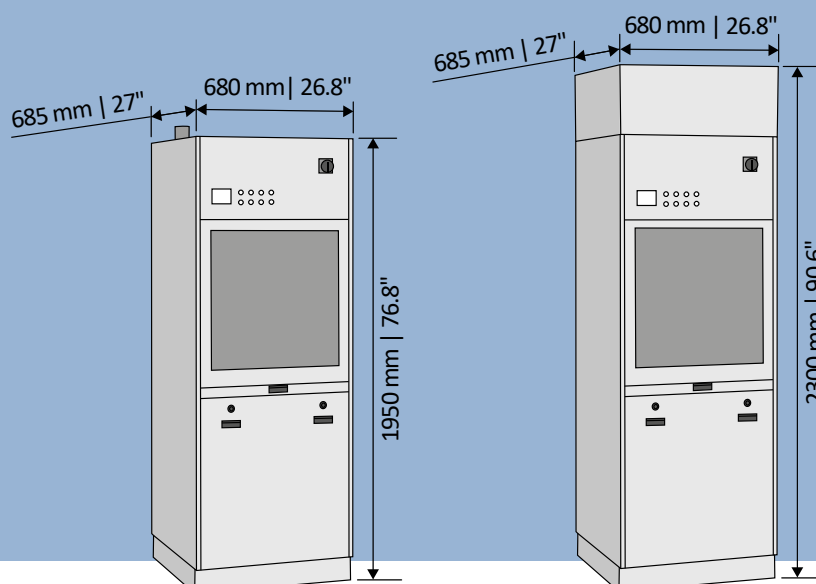
# Technical features

	AWD655-10A	AWD655-10A-SC	AWD655-10AD	AWD655-10AD-SC
Product code	112002220	112002222	112002221	112002223
Chamber dimension (WxDxH)	560x585x800 mm 22"x23"x31.5"	560x585x800 mm 22"x23"x31.5"	560x585x800 mm 22"x23"x31.5"	560x585x800 mm 22"x23"x31.5"
Max pump flow rate	626 l/min 165.3 GPM	626 l/min 165.3 GPM	626 l/min 165.3 GPM	626 l/min 165.3 GPM
Max drying fan flow rate	150 m³/h	150 m³/h	150 m³/h	150 m³/h
Max absorbed power	11.4 kW	16.5 kW (1 boiler) 22 kW (2 boilers)	11.4 kW	16.5 kW (1 boiler) 22 kW (2 boilers)
Max number of dosing pumps for chemicals with flowmeters	4	4	4	4
Chemical tank capacity	5 l   1 US gal	5 l   1 US gal	5 l   1 US gal	5 l   1 US gal

## Device configuration options

USB SLAVE interface for PC	✓	✓	✓	✓
USB HOST interface for FLASH DRIVE	✓	✓	✓	✓
RS232 Interface for external printer or data connection exchange	✓	✓	✓	✓
1x Touch panel with color graphic display	✓	✓	-	-
2x Touch panel with color graphic display	-	-	✓	✓
Single automatic door with interlock	✓	✓	-	-
Double automatic interlocked pass-through doors	-	-	✓	✓
Forced air drying	✓	✓	✓	✓
HEPA H14 filter	✓	✓	✓	✓
Stainless steel wash chamber AISI 316L (EN 1.4404)	✓	✓	✓	✓
Cold and hot water connection	✓	✓	✓	✓
Deionized water connection	Optional	Optional	Optional	Optional
2x Boiler for deionized and hot water	-	✓	-	✓
Conductivity probe	Optional	Optional	Optional	Optional
Water softener system	Optional	Optional	Optional	Optional
Wash chamber LED light	Optional	Optional	Optional	Optional
Spray arm monitor	Optional	Optional	Optional	Optional
(E.T.S.) Empty Total System	Optional	Optional	Optional	Optional
Hybrid heating system: electric steam	Optional	Optional	Optional	Optional
Automatic washing trolley recognition	Optional	Optional	Optional	Optional
Wall drain pump	Optional	Optional	Optional	Optional
Built-in printer installed frontally	Optional	Optional	Optional	Optional

## Machines dimensions



The reference values are based on standard model.





HYGIENE, SAFETY AND TOTAL DISINFECTION

## **Eliminates any risk of contamination to operators**

*Available only on AWD655-10A, AWD655-10A-SC, AWD655-10AD and AWD655-10AD-SC*

The optical sensor ensures total protection of surfaces and helps to stop the spread of viruses.

**Passing the hand, remotely, in front of the optical sensor, the operator can open and close the door.**

Thanks to the sensor the operators' hands will never come into contact with the machine, ensuring the highest standard of hygiene and the total absence of bacteria on the machine surfaces.


**REDUCE TIME  
& SAVE WATER!**

The second boiler allows to reduce hot water loading times and save water by reusing deionized water at the end of disinfection

**430 LT**

## AWD655-15A | AWD655-15A-SC AWD655-15AD | AWD655-15AD-SC

Stand alone

Machines equipped with one or two automatic sliding doors made in double tempered glass, for big sterilization departments with 6 washing levels for a loading capacity of 18 DIN baskets. It is equipped with a 7" touch-screen display. Automatic sliding door arranged for automatic loading and unloading system.



**AWD655-15A**  
Single door  
with drying system



**AWD655-15A-SC**  
Single door with drying  
system and boiler



Wash chamber with  
spray arms



Automatic  
sliding doors



Chemical  
tanks



Built-in  
printer



HEPA H14 filter  
and prefilter

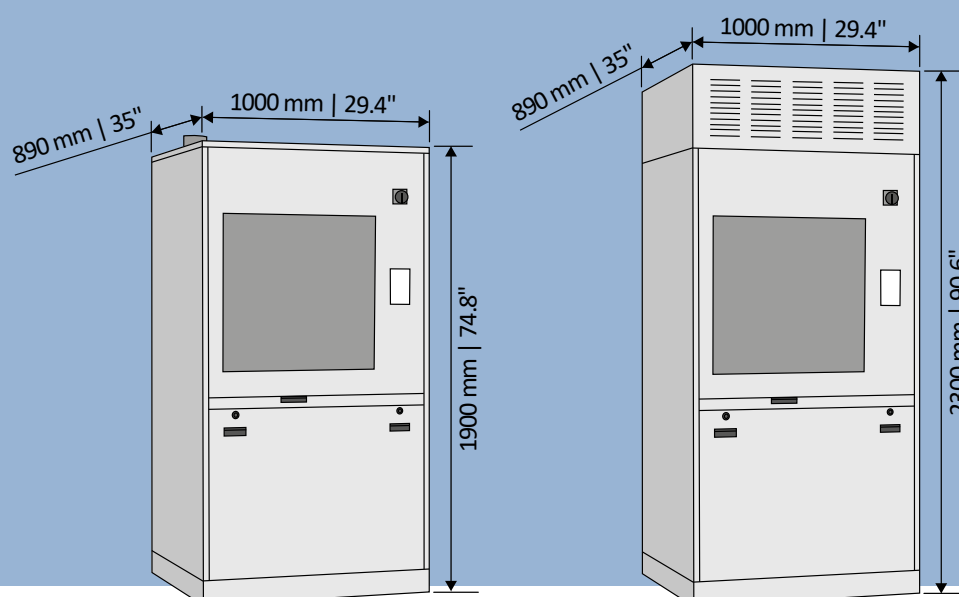
# Technical features

	AWD655-15A	AWD655-15A-SC	AWD655-15AD	AWD655-15AD-SC
Product code	112002202	112002203	112002201	112002204
Chamber dimension (WxDxH)	680x790x810 mm 26.8"x31.1"x31.9"	680x790x810 mm 26.8"x31.1"x31.9"	680x790x810 mm 26.8"x31.1"x31.9"	680x790x810 mm 26.8"x31.1"x31.9"
Max pump flow rate	626 l/min 165.3 GPM	626 l/min 165.3 GPM	626 l/min 165.3 GPM	626 l/min 165.3 GPM
Max drying fan flow rate	300 m³/h	300 m³/h	300 m³/h	300 m³/h
Max absorbed power	19.6 kW	28.3 kW (1 boiler) 30.8 kW (2 boilers)	19.6 kW	28.3 kW (1 boiler) 30.8 kW (2 boilers)
Max number of dosing pumps for chemicals with flowmeters	5	5	5	5
Chemical tank capacity	5 l   1 US gal	5 l   1 US gal	5 l   1 US gal	5 l   1 US gal

## Device configuration options

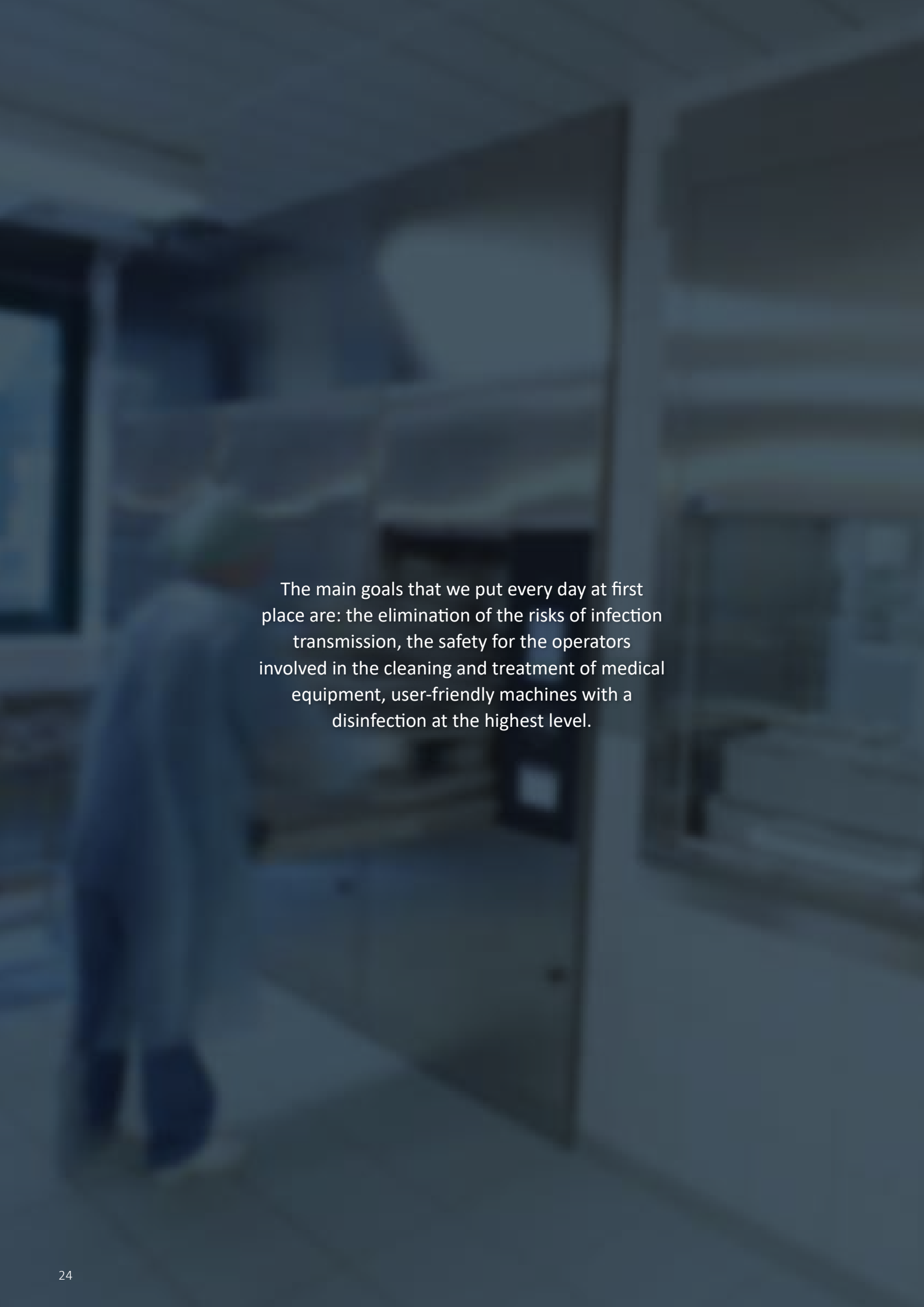
USB SLAVE interface for PC	✓	✓	✓	✓
USB HOST interface for FLASH DRIVE	✓	✓	✓	✓
RS232 Interface for external printer or data connection exchange	✓	✓	✓	✓
1x Touch panel with color graphic display	✓	✓	-	-
2x Touch panel with color graphic display	-	-	✓	✓
Single automatic door with interlock	✓	✓	-	-
Double automatic interlocked pass-through doors	-	-	✓	✓
Forced air drying	✓	✓	✓	✓
HEPA H14 filter	✓	✓	✓	✓
Stainless steel wash chamber AISI 316L (EN 1.4404)	✓	✓	✓	✓
Cold and hot water connection	✓	✓	✓	✓
Deionized water connection	Optional	Optional	Optional	Optional
3x Boiler for deionized, hot and cold water	-	✓	-	✓
Conductivity probe	Optional	Optional	Optional	Optional
Water softener system	Optional	Optional	Optional	Optional
Wash chamber LED light	Optional	Optional	Optional	Optional
Spray arm monitor	Optional	Optional	Optional	Optional
(E.T.S.) Empty Total System	Optional	Optional	Optional	Optional
Hybrid heating system: electric steam	Optional	Optional	Optional	Optional
Automatic washing trolley recognition	Optional	Optional	Optional	Optional
Wall drain pump	Optional	Optional	Optional	Optional
Built-in printer installed frontally	Optional	Optional	Optional	Optional

## Machines dimensions



The reference values are based on standard model.





The main goals that we put every day at first place are: the elimination of the risks of infection transmission, the safety for the operators involved in the cleaning and treatment of medical equipment, user-friendly machines with a disinfection at the highest level.


## Automatic Loading and Unloading system

Automatic loading and unloading system that allows to speed up and simplify workflows in big sterilization departments

The loading and unloading operations are easy and intuitive: the washing trolley is automatically transported in front of the door, which, if the device is free, automatically opens. The trolley is pushed in the washing chamber, the door closes and the specific cycle for the inserted trolley starts.

When the cycle is complete, the unloading door opens and, if the unloading system is free, the trolley is pulled out.

The system is modular, to adapt to every kind of department configuration, and can store up to 3 trolleys both on the loading and on the unloading zone. If that is the case, of course, a controller takes care of avoiding any kind of impact between trolleys.



Compatible with:  
**AWD655-10AD / AWD655-10AD-SC**  
**AWD655-15AD / AWD655-15AD-SC**

Modular system, which can store 1, 2 or 3 inserts, both in the loading and unloading zone.

## AWD655 Trolley and Accessories



### Standard basket

Washing basket with tub cap, basic version.  
Designed for various inserts and accessories.



### 5-level trolley

Washing trolley with spray arms and 5 levels.  
Suitable for washing large quantities of standard surgical instruments.




### Shoes trolley

Washing trolley with support for shoes.  
Suitable for washing rubber shoes.  
Capacity: n°32 rubber shoes (16 pairs).



### Anesthesia trolley

Washing trolley for washing anesthesia instruments.



### Mini invasive trolley

Universal mini invasive surgery washing trolley with spray arm, 3 levels and n° 36 position (n° 9 luer locks + n° 9 silicon pipes + n° 18 guard connections for tubular hollow instruments Ø 3- 7 mm).



### Containers trolley

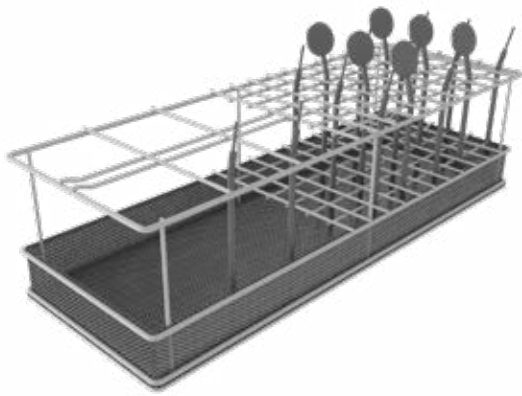
Washing trolley for containers and trays.



### Transferring trolley

Loading trolley with block system to load washing trolley into the machines.





Insert for vertical instruments



Stainless steel basket with two silicone supports



Insert for 9 trays



Basket for washing teats and rings for biberon



Basket for washing biberon




Ophtalmic basket with lid



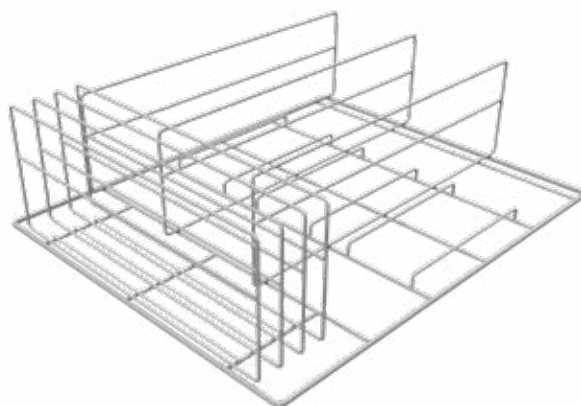
Basket for washing speculus



Standard basket with handle  
for washing medium-sized  
instruments



Insert for washing flexible pipe and  
anaesthetic balloons



Insert for washing containers

MORE TROLLEY, INSERTS AND ACCESSORIES AVAILABLE

## ACCESSORIES CATALOGUE FOR EVERY MACHINES

**Want to know all the  
trolley, inserts and  
accessories?**

Contact us to get the  
accessories catalogue  
with all the details!

[info@at-os.com](mailto:info@at-os.com)





## Notes

This image shows a full page of blank graph paper. The grid consists of small, equal-sized squares formed by thin black lines. There are no margins, text, or other markings on the page.



HOSPITAL

CSSD

RETIREMENT HOMES

DRYING CABINETS

DENTAL

LABORATORY

VETERINARY

STAINLESS STEEL FURNITURE



**AT-OS SRL**

Viale del Lavoro, 19- 37030 Colognola ai Colli

Verona- ITALY

Tel (+39) 045 6159411- Fax (+39) 045 6159422

[info@at-os.com](mailto:info@at-os.com) | [www.at-os.com](http://www.at-os.com)

