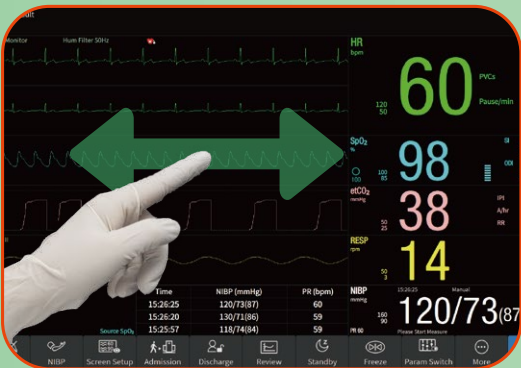


Make it Simple

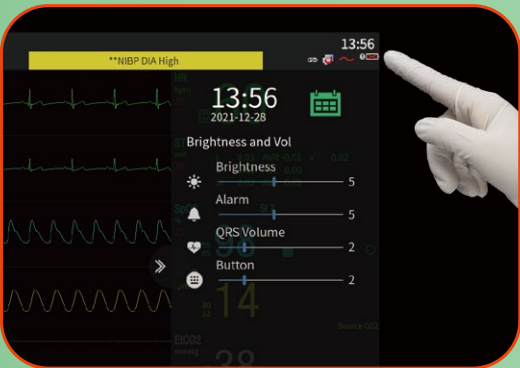
iX15 optimizes workflow with its touch-screen UI and simple approaches to daily functions.



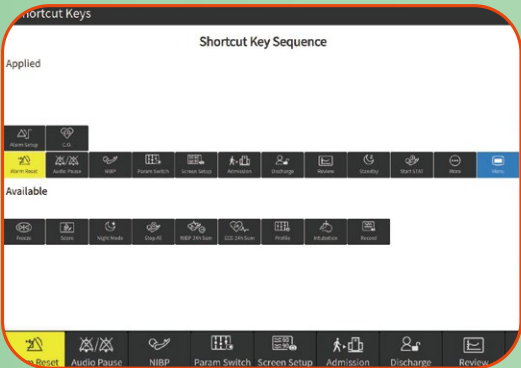
Seamless Design
• Easy daily disinfection



Interactive User Interface
• Gesture operation switching display modes



Pull-down Panel
• Quickly adjust user settings




Customizable shortcut keys
• Direct access to user operations

Mount it Anywhere

- Flexible mounting solutions dedicated to meet various clinical need
- Quick release design allows quick transport from rolling stand

Wall Mount



MT-300



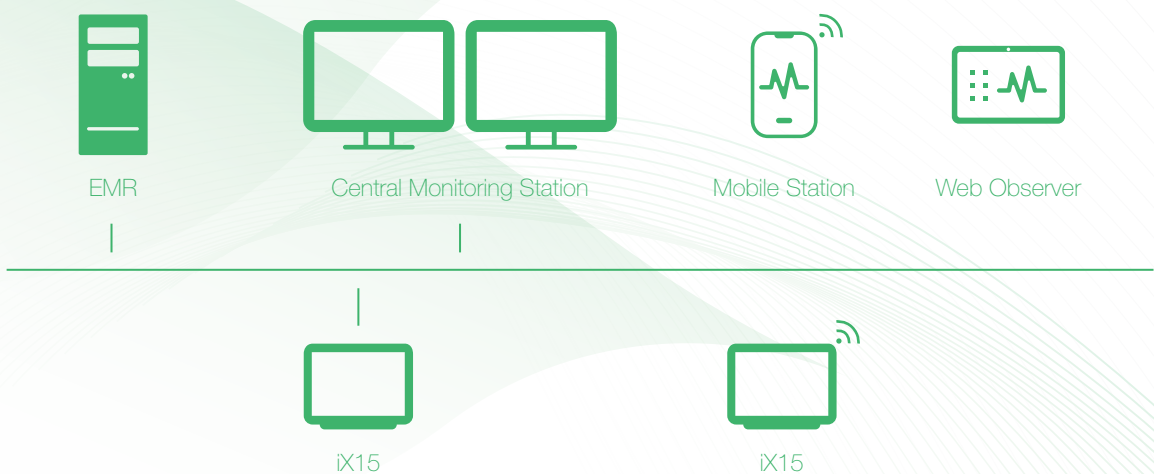
Global Headquarters:
Edan Instruments, Inc. | 15 Jinhui Road, Pingshan District, Shenzhen 518122 P.R. China | +86.755.26898326 | www.edan.com | info@edan.com
U.S. and Canada inquiries:
EDAN Diagnostics, Inc. | 9918 Via Pazar, San Diego, CA 92126
+1.858.750.3066 | www.edandiagnostics.com | edan-info@edandiagnostics.com

© Edan Instruments, Inc. All rights reserved. Features and specifications are subject to change without prior notice. No reproduction, copy or transmission may be made without written permission. Not all products or features are available in all countries, contact Edan for local availability.



Keep it Informed

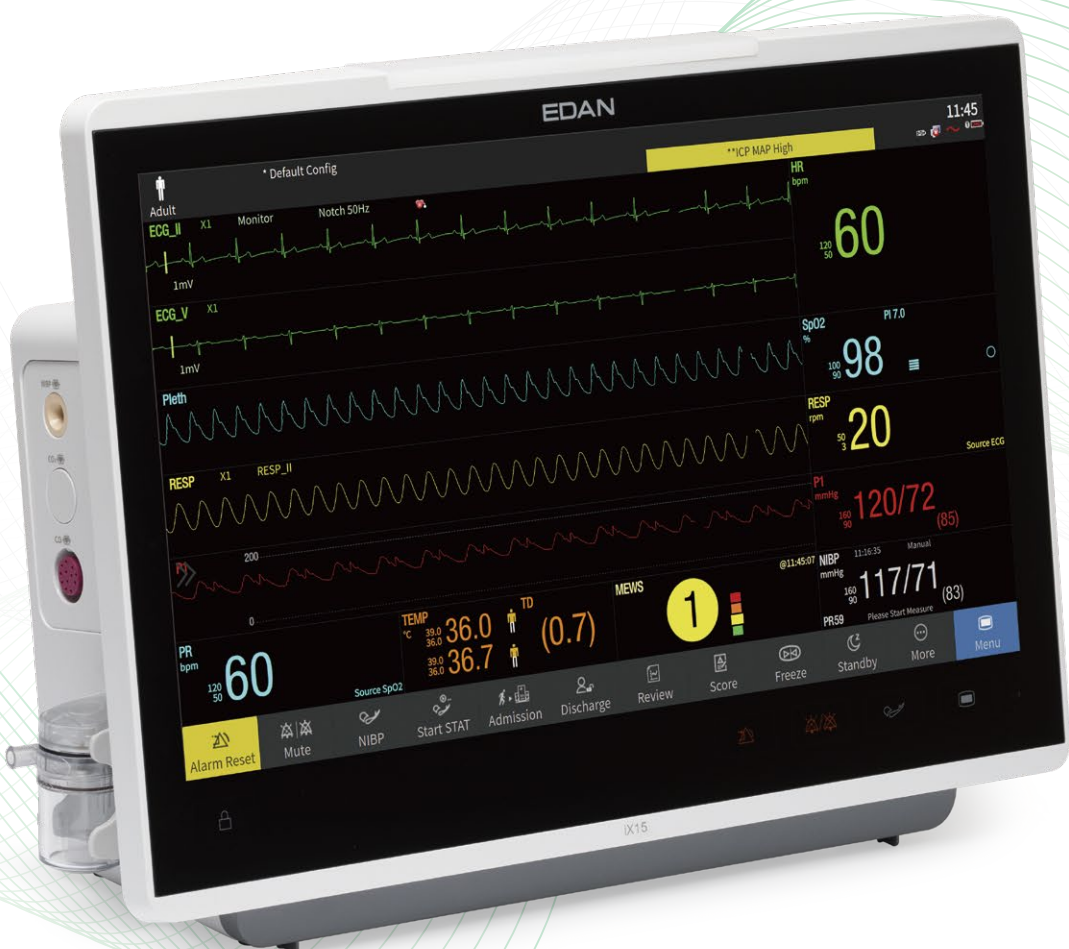
Wired or wirelessly connect the iX Series Patient Monitors to the Central Monitoring Station (CMS) and Electronic Medical Records (EMR) via HL7 protocol. Patient Data can be accessed from multiple terminals including Mobile Station, Web Observer, and CMS.



EDAN's new MFM-CMS central monitoring station improves medical efficiency through multi-device integrated data collection and sharing including:
Edan's Patient and Vital signs Monitors, i15 Blood Gas and Chemistry Analyzer, SE-1515 ECG Workstation as well Ventilators, anesthesia machines, infusion pumps and syringe pumps from other manufacturers.

Redefining Effortless Monitoring

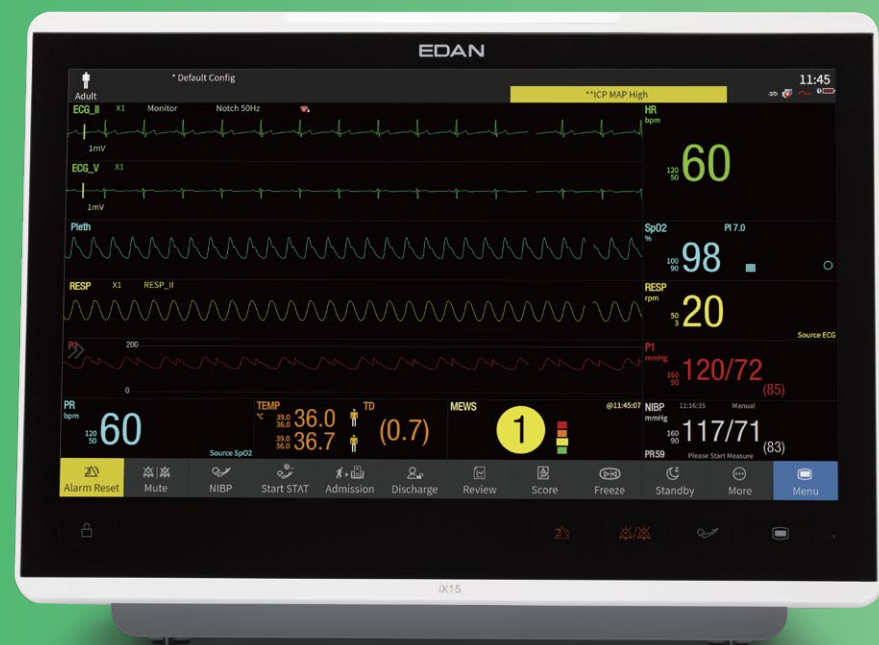
iX15 Patient Monitor



iX15 Patient Monitor

Born from end-user demands, the iX15 patient monitors continue EDAN's innovation of daily work. The iX15 redefines effortless monitoring, from outstanding visual and operational expertise to accurate and informative monitoring solutions. The iX15's flexibility allows it to assist multiple hospital apartments, including Operation Theaters, Emergency Rooms, Recovery Rooms and Sub-acute Units.

15.6"



1920x1080 pixel
Anti-glare HD screen



Auto Brightness Adjustment
Reduce workload



No-fan Design
Enhanced battery capability



Ultra-wide Observation Angle
Simple bedside nursing



Gesture Operation
Simpler Interaction



Waterproof & Dustproof
Easy disinfection

Configuration

Standard Parameters:

3/5/6-lead ECG, EDAN SpO₂, NIBP, 2-TEMP, RESP

Optional Parameters:

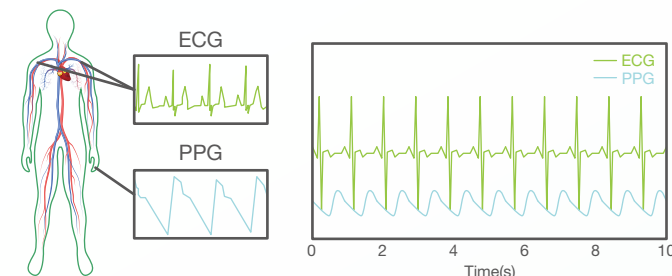
12-lead ECG, Nellcor SpO₂, 4-IBP, C.O., Edan G2 CO₂, Masimo CO₂, Respironics CO₂, Edan G7 AG, Masimo AG

Change the Way You Measure

CNBP Continuous Non-invasive Blood Pressure

Edan CNBP technology monitor patients' blood pressure continuously, enabling a prompt reaction to every sudden BP change that could be hidden by traditional NIBP monitoring.

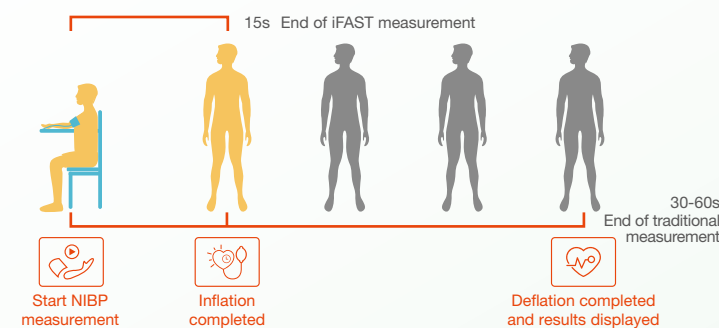
- Continuous NIBP monitoring
- Better patient comfort without pressurization
- No additional equipment or accessories needed



iFAST 15 Seconds BP Measurement

Intelligent Rising Algorithms: Automated cuff inflation algorithm avoids repeated pressurization to minimize discomfort and save time.

- Significantly reducing the measurement time compared with traditional algorithms.
- Patients feel more comfortable without over-inflation of the measurement process.



Monitoring ECG iSEAP™:

Excellent sensitivity in arrhythmia and heartbeat detection, ST analysis, and giant T-wave differentiation.

Cardiac Diagnosis SEMIP™:

Trustworthy ECG diagnosis validated by CSE, MIT, and AHA databases.

SpO₂ iMAT™:

Improved stability in high-motion and low-perfusion conditions.

NIBP iCUFS™:

Confirmed accuracy in cardiac, hypertensive and neonatal patients.

G2 CO₂ iCARB™:

Intelligent identification of CO₂ pseudo waves.

G7 AG iAPRB™:

High performance in anesthetic gases measurement with paramagnetic O₂.

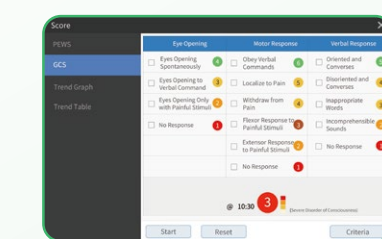
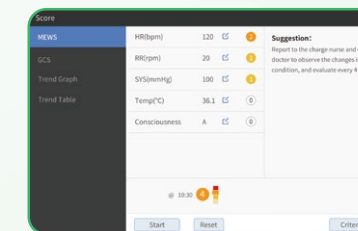
Assist Your Clinical Decisions

The iX15 features Clinical Assistive Applications. Medical workers can use authoritative tools to make quick decisions in mid-acuity and general ward areas.

Early Warning Scoring (EWS)

EWS identifies deteriorating conditions through a comprehensive assessment of a patient's status based on vital signs. Application of the EWS scoring system can help reduce patient mortality, ICU transfer rates, and length of stay for patients.

- Compliant with NEWS, NEWS2, MEWS, and PEWS.
- Intuitive layout of trends graph & table review helps caregivers make a quick decision.
- Auto data acquisition assists a prompt assessment.
- Capable of working with hospital information systems like Electronic Medical Records (EMR).

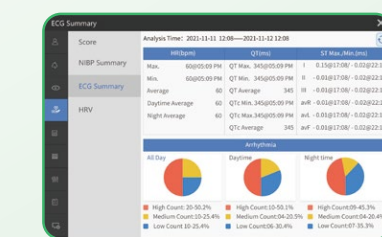
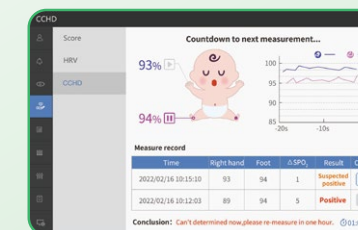


Glasgow Coma Scale (GCS)

GCS can be used for patients in a coma from all causes to assess the patient's state of consciousness, widely used in critical care, post-operative, and pre-hospital emergencies.

Critical Congenital Heart Disease (CCHD)

Recommended by the U.S. Department of Health and Human Services, CCHD screening is critical for neonates to evade mortality or severe disability. The iX15 includes a CCHD screening function to provide an early examination for neonate patients.



ECG Summary

The all-day ECG summary is a comprehensive evaluation tool for doctors. The pie chart summarizes the arrhythmia events according to severity, providing visual representations of patient data for doctors to review.

NIBP Summary

The twenty-four hours NIBP trend graph helps medical practitioners quickly review the patient's blood pressure within a day. Therefore, caregivers can promptly obtain the patient's condition changes daily, forming the following treatment plan.

