

	Technical Data Sheet	Revision : 4
	Blood Transfusion Set for Single Use	Date : 2019-07-26
		Page 1 of 3





Manufacturer: Shandong Yiguang Medical Instruments Co., Ltd Product Factory Code : BT-1	Blood transfusion set for single use * with needle	
---	---	--

Components	Name	Material	Index
	Spike cap	Polyethylene (PE)	Length: 40mm
	Spike	Acrylonitrile Butadiene Styrene (ABS)	Length: 28mm
	Air filter	PTFE	
	Air inlet cap	Polyvinyl chloride (PVC)	
	Drip chamber	Polyvinyl chloride (PVC)	Length: 87mm+/-0.5mm
	Filter	ABS & Nylon	Micron: 200um
	Tube	Polyvinyl chloride (PVC)	ID/OD:3.0mm/4.0mm Length: 155cm
	Roller clamp	Polyethylene (PE)	Clamp shell Length: 48.6mm Roller diameter: 13.3+/-0.1mm
	Injection site	Natural rubber (NR)	Length: 49mm
	Luer connector	Polypropylene (PP)	Luer slip
	In vein needle	304 Stainless steel	18G*1 1/2"
	Glue	Cyclohexanone	

Intended use	Used for vein blood giving. Works with gravity only.
Drops	20drops=1ml+/-0.1ml
Sterilization	Ethylene oxide (E.O)
Shelf life	60months
Product standards	ISO 1135-4: 2015
Classification	MDD 93/42/EEC, Class IIa
Certificates	CE, ISO13485
Packaging	* Single PE bag, 25pcs per middle bag, 16middle bags per carton



	Technical Data Sheet	Revision : 4
	Blood Transfusion Set for Single Use	Date : 2019-07-26
		Page 2 of 3

Operation Instruction	<ol style="list-style-type: none"> 1. Open the individual packing and take out the transfusion set 2. Firmly close roller clamp 3. Insert plastic spike into container 4. Press drip chamber to fill half of it 5. Open roller clamp and expel air bubbles 6. Close roller clamp again 7. Apply needle into patients vein 8. Adjust flow rate by roller clamp 9. Open air inlet if use glass container and close the air inlet if use soft container 10. Dispose properly as medical waste after use
Storage	Store in relative humidity less than 80%, no corrosive gas, cool, dry, well ventilated, clean environment.
Cautions	<p>Check the batch number and validity before use.</p> <p>Tighten the needle before use.</p> <p>It is strictly prohibited to use if the single packing damaged or needle cap drop off.</p> <p>For single use only, use immediately after unsealed, destroy after use. It is strictly prohibited to reuse.</p>
Marks	  
Packing pictures	<p>* INDIVIDUAL LABEL PRINT</p>  <p>SET PENTRU TRANSFUZII Steril, non-toxic, apirogen Model 18G * 1 1/2", tub 155 cm ISO13485:2016 20 picături = 1 ml +/- 0,1 ml</p> <p>Atenționări și precauții</p> <ul style="list-style-type: none"> • A se utiliza după utilizare • A nu se utiliza dacă ambalajul este deschis sau deteriorat • A se utiliza pentru transfuzii de sânge sau de componente ale sângelui • După utilizare, se recomandă ca deșeurile medicale să fie arse • Trecerea de valabilitate: 3 ani <p>Condiții de păstrare A se păstra în recipient original, acoperit și lipsit de umezeală.</p> <p>Pentru mai multe informații, consultați instrucțiunile pentru utilizare. Număr de înregistrare: D060019889</p> <p>Produs în: Shandong Yiguang Medical Instruments Co., Ltd Add: Shoulin Science-Techology Industrial Park, Chiyang County 252100, Shandong, China Reprezentant în România: SRI-Etha-Tec Farm Add: 23, Baroniștea str., MD-2002, Chișinău, Republica Moldova Tel: +373 22 435 444; Fax: +373 22 63 77 62</p> <p>Număr de înregistrare: D060019889 Data: 15/07/2019</p>





Technical Data Sheet

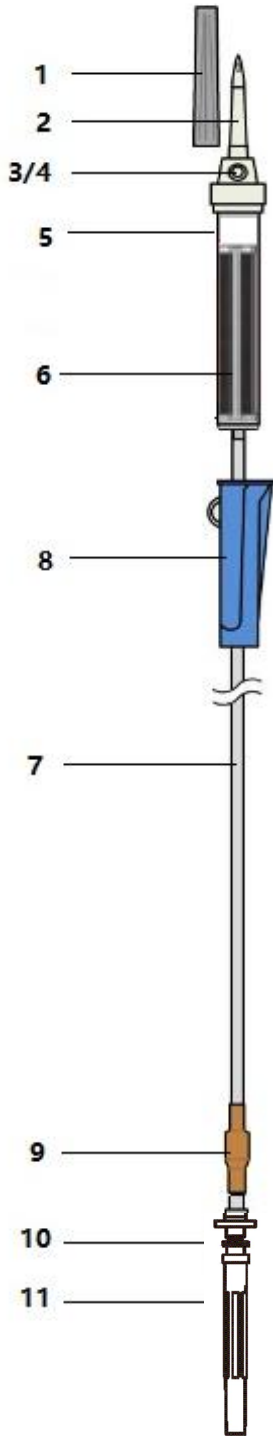
Revision : 4

**Blood Transfusion
Set for
Single Use**

Date : 2019-07-26

Page 3 of 3

Drawing



Description:

1. Spike cap
2. Spike
3. Air filter
4. Air inlet cap
5. Drip chamber
6. Blood filter
7. Tube 155cm
8. Roller clamp
9. Injection site
10. Luer slip connector
11. Needle

