

COMPANY
BOLLARD
UP&DOWN
BULKHEAD
FLOODLIGHT
IN-GROUND
BRICKLIGHT
GARDEN
URBAN CLASSIC
URBAN MODERN
HIGH-BAY
POST
LAMPS
REFERENCES

GIORGIO-ROSA

FLOODLIGHT

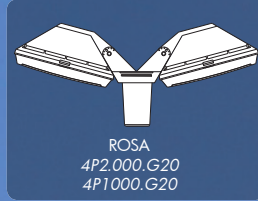


Post top system complete with single or double luminaires made in in shockproof resin material, UV-rays stabilized, rust and corrosion-free. The provided bracket allows a fully adjustable floodlight position to direct the light emission. Supplied with TÜV approved, long-life and efficient **GX53 LED lamps included** or provided with **2x E27** lampholders. Insulation class II, Protection rating IP66.

*Sistema completo di diffusori per installazioni a palo con luce singola o doppia. Fabbricato in resina antiurto stabilizzata ai raggi UV, inattaccabile da ruggine e corrosione. Il braccio in dotazione permette l'inclinazione e l'orientamento del proiettore per direzionare il flusso luminoso. Fornito con **include lampadine a LED GX53** approvate TÜV di lunga durata ed elevata efficienza o disponibile nella versione **2x E27**. Classe di isolamento II, grado di protezione IP66.*



GIORGIO
4P2.000.G10
4P1.000.G10



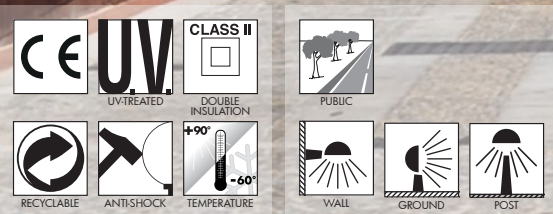
ROSA
4P2.000.G20
4P1000.G20

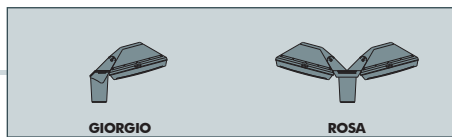


4P2.000.G10



4P2.000.G20





COMPANY
BOLLARD
UP&DOWN
BULKHEAD
FLOODLIGHT
IN-GROUND
BRICKLIGHT
GARDEN
URBAN CLASSIC
URBAN MODERN
HIGH-BAY
POST
LAMPS
REFERENCES

GIORGIO/ROSA - COMPONENTS

IP 66

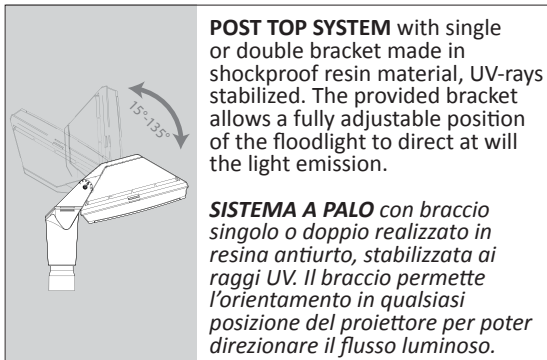


SINGLE LIGHT

DOUBLE LIGHT

Square **FLOODLIGHT** with no visible screws made in shockproof resin material, UV-rays stabilized, rust and corrosion-free. Supplied with TÜV approved, long-life and efficient GX53 LED lamps included or provided with 2x E27 lampholders.

***PROIETTORE** quadro senza viti a vista, fabbricato in resina antiurto stabilizzata ai raggi UV, inattaccabile da ruggine e corrosione. Provvisto di lampadine a LED GX53 approvate TÜV di lunga durata ed elevata efficienza o fornito nella versione 2x E27.*



POST TOP SYSTEM with single or double bracket made in shockproof resin material, UV-rays stabilized. The provided bracket allows a fully adjustable position of the floodlight to direct at will the light emission.

***SISTEMA A PALO** con braccio singolo o doppio realizzato in resina antiurto, stabilizzata ai raggi UV. Il braccio permette l'orientamento in qualsiasi posizione del proiettore per poter direzionare il flusso luminoso.*

GIORGIO

4P2.000.G10 *



Dimensions and weight

Height: 200 mm
Width: 420 mm
Weight: 4 Kg

ROSA

4P2.000.G20 *



Dimensions and weight

Height: 200 mm
Width: 700 mm
Weight: 6 Kg

Moulded Colours:

Black Grey White

Diffuser PMMA:

Opal

4x GX53 LED

FULLY PRE-WIRED



4P2.000.G10 / 4P2.000.G20

Floodlight supplied with white resin reflective ceiling complete with TÜV approved long-life and efficient **4x GX53 LED lamps included**. Different wattages available. Quick and easy lamp replacement for a very simple maintenance after installation.

				*ADD. SUFFIX
	4x 7W 28W	3200 Lm	4000 K	.C4L
			3000 K	.C4R
	4x 10W 40W	4800 Lm	4000 K	.D4L
			3000 K	.D4R

4x 10W = 100W
4800 Lm SON-HQI

SAVE 60%

GX53 LED

FULLY PRE-WIRED



4P1.000

Floodlight supplied **fully pre-wired** and complete with TÜV approved, long-life and efficient **GX53 LED lamp** in different wattages.

				*ADD. SUFFIX	
	7 W	600 Lm	4000 K	.A1L	
			3000 K	.A1R	
	11 W		4000 K	.B1L	
	18 W	4000 K	.E1L		
		3000 K	.E1R		
	7 W + SENSOR	600 Lm	4000 K	.ASL	
			3000 K	.ASR	
	11 W + SENSOR		4000 K	.BSL	
	18 W + SENSOR	4000 K	.ESL		
		3000 K	.ESR		

7W = 60W
11W = 100W
18W = 150W incandescent

SAVE 90%

2x E27

FULLY PRE-WIRED



4P2.000.G10 / 4P2.000.G20

Floodlight supplied **fully pre-wired** with white resin reflective ceiling and complete with **2x E27 lampholders**.

Daylight and motion sensor available as option. Sensor operating voltage: 220-240V. (120V version available on demand).

				*ADD. SUFFIX
2x E27 (CFL -LED)	max 160 mm ↔	4000 K	.E28	
		3000 K		
2x E27 + SENSOR	max 160 mm ↔	4000 K	.ES8	
		3000 K		

LED LAMPS


More technical details about TÜV approved Fumagalli LED Lamps on page 512.

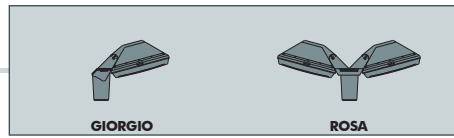
* ADD THESE SUFFIXES TO THE REFERENCES MENTIONED IN THE CATALOGUE

COMPANY
BOILLARD
UP&DOWN
BULKHEAD
FLOODLIGHT
IN-GROUND
BRICKLIGHT
GARDEN
URBAN CLASSIC
URBAN MODERN
HIGH-BAY
POST
LAMPS
REFERENCES

GIORGIO-ROSA

FLOODLIGHT





GIORGIO	
4P1.000.G10.B1L	11W
4P1.000.G10.E1L	18W
4P2.000.G10.C4L	28W
4P2.000.G10.D4L	40W

4000K GX53 LED LAMP INCLUDED 3000K

Pcs 1
Kg 4
mc 0,029

2x E27 lampholder

4P2.000.G10.E28

ROSA	
4P1.000.G20.B1L	2x 11W
4P1.000.G20.E1L	2x 18W
4P2.000.G20.C4L	2x 28W
4P2.000.G20.D4L	2x 40W

4000K GX53 LED LAMPS INCLUDED 3000K

Pcs 1
Kg 6
mc 0,049

2x E27 lampholder

4P2.000.G20.E28

GIOVA/GIUSEPPE	
4P1.702.B1L	11W
4P1.702.E1L	18W
4P2.702.C4L	28W
4P2.702.D4L	40W

4000K GX53 LED LAMP INCLUDED 3000K

Pcs 10
Kg 31
mc 0,195

2x E27 lampholder

4P2.702.E28

EKTOR 2500/ROSA
4P2.361.G20

Pcs 1
Kg 27
mc 0,181

EKTOR 4000/GIORGIO	AKILLE 4000/GIORGIO
4P2.371.G10	4P2.421.G10

Pcs 1
Kg 40
mc 0,240

EKTOR 3500/GIORGIO	AKILLE 3500/GIORGIO
4P2.367.G10	4P2.417.G10

Pcs 1
Kg 37
mc 0,214

EKTOR 3000/GIORGIO	AKILLE 3000/GIORGIO
4P2.364.G10	4P2.414.G10

Pcs 1
Kg 34
mc 0,188

EKTOR 2500/GIORGIO
4P2.361.G10

Pcs 1
Kg 24
mc 0,161

AKILLE3500

EKTOR3000

EKTOR 4000/ROSA	AKILLE 4000/ROSA
4P2.371.G20	4P2.421.G20

Pcs 1
Kg 43
mc 0,260

EKTOR 3500/ROSA	AKILLE 3500/ROSA
4P2.367.G20	4P2.417.G20

Pcs 1
Kg 40
mc 0,234

EKTOR 3000/ROSA	AKILLE 3000/ROSA
4P2.364.G20	4P2.414.G20

Pcs 1
Kg 37
mc 0,208

AKILLE3500

EKTOR3000