
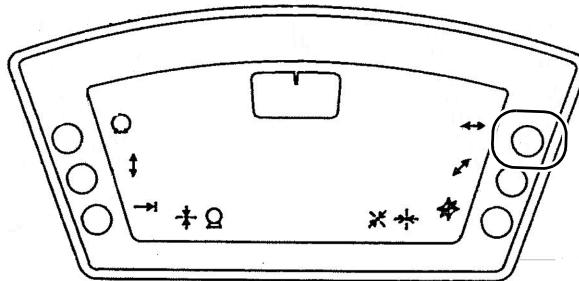



3.2.2 Longitudinal Movement (along the Guide Rail)

Press the lock release switch for longitudinal movement. While this switch is pressed, the lock of the move is released, and the X-ray tube unit can be moved along the guide rail (the floor and the ceiling rails). The indicator lamp  is turned on at the center position.



3.2.3 Lateral Movement (along the Arm)

Press the lock release switch for lateral movement. While this switch is pressed, the lock of the move is released, and the X-ray tube unit can be moved forward or backward. The indicator lamp  is turned on at the center position.

