



160008220369



中国认可
国际互认
检测
TESTING
CNAS L0207

报告编号

Reference No

CT19-03589-3Z5

检测报告

Test Report

样品名称

Name of sample

END CAP

样品型号

Type of sample

CE16-150

委托方

Consigner

YONGJIU ELECTRIC POWER FITTING CO.,LTD

试验类型

Kind of test

Type test



国家电线电缆质量监督检验中心

CHINA NATIONAL CENTRE FOR QUALITY

SUPERVISION AND TEST OF ELECTRIC WIRE AND CABLE

地址：上海市军工路1000号 邮编：200093

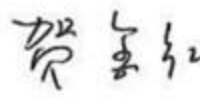


电话：021-65494605 传真：021-65490171

Add: Shanghaishi Jungonglu 1000hao

Tel: 021-65494605

China National Centre for Quality Supervision and Test of Electric Wire and Cable
Test Report

Page 1 of 4

Kind of test	Type test	Reference No.	CT19-03589-3Z5		
Name of sample	END CAP				
Type and Size	CE16-150	Date of test	2019-09-26 ~ 2019-10-11		
Consigner	Name YONGJIU ELECTRIC POWER FITTING CO.,LTD				
	Address Jiaxi Industrial Zone, Liushi Town, Yueqing City, Zhejiang Province, China				
	Tel.	13736738013	P.C.	325600	Unit No. 241346
Manufacturer	Name YONGJIU ELECTRIC POWER FITTING CO.,LTD				
	Address Jiaxi Industrial Zone, Liushi Town, Yueqing City, Zhejiang Province, China				
	Tel.	13736738013	P.C.	325600	Unit No. 241346
Delivering mode	Supplied by consigner	Sample state at receiving	Normal	Receiving date	2019-07-17
Test standard	Refer to GB/T 9327—2008 Compression and mechanical connectors for power cables for rated voltages up to 35kV ($U_m=40.5kV$) - Test methods and requirements (NF C33 020:2013) (EN50483-4)				
Verdict standard	Same as test standard.				
Conclusion	The item tested for the sample comply with the requirements of GB/T 9327—2008.				
Note	The name and type and size of the sample are provided by consigner.				
Tested by	贺金红 He Jinhong	Checked by	李闯 Li Chuang	Approved by	毛阿兴 Mao Axing
					
Date	2019.10.12	Date	2019.10.12	Date	2019.10.12



Type and size	CE16-150	Reference No.	CT19-03589-3Z5
Clause	Requirement	Remark	Result
1	Voltage test & water tightness tests		
	Procedure for voltage test		Pass
	The connector is tightened up to the minimum torque indicated by the manufacturer. In case of independent tightening connectors, 4 mounting and 3 dismounting of the tap core are successively mad initially.	Min.torque=12Nm	Pass
	Samplless D1&D2 = main core min.tap core min. Sample D3&D4 = mian core max.tap core Min.		Pass
	The assembly of connector and cores, maintained in a rigid and appropriate way, is placed at the bottom of a water tank. The water level must be 300mm above the upper most part of the connector. The resistivity of the water shall be less than 200Ω.m and its temperature is recorded for information.	Water Temperature:10°C	Pass
	After 30 minutes under the water, an A.C voltage at a value of 6kV and leakage current at (10±0.5) mA is applied to the sample, for a duration of 1 min. the voltage is applied at a rate of 1kV/s.		Pass
	There shall ba no flash over during the application of the high voltage test.		Pass

Note: "P" means this item does meet the requirement, "F" means this item does not meet the requirement, "N" means this item does not require to the verdict.

Type and size	CE16-150	Reference No.	CT19-03589-3Z5
Clause	Requirement	Remark	Result
2	Climatic ageing test		Pass
	The test is carried out on samples having completed the voltage and water tightness tests		Pass
	The samples are subjected to the climatic ageing test for 6 weekly cycles for phases A&B&C&D.		Pass
	Phase A=72hrs.:temperature=70°C, humidity≤30%:		Pass
	Phase B =24hrs.:temperature=55°C, humidity=60% and sprinkling of water for 3 mins.,at interval of 17 mins:		Pass
	Phase C=24hrs:temperature=70°C, humidity ≤30%:		Pass
	Phase D=48 hrs:Highest temperature=55°C with the humidity≥95% and sprinkling of water:lowest temperature=-25°C		Pass
	Total 168 hrs=one cycle		Pass
	Six weeks =1008 hrs.		Pass
	The samples shall be exposed to the UV treatment during A&B&C phases.		Pass
	The samples are installed so that the axis of the main core is in a horizontal plan and the lamp in a vertical plan		Pass
	The positioning and arrangement of the samples as to the orientation 1 and 2 described shall be observed.		Pass

Note: "P" means this item does meet the requirement, "F" means this item does not meet the requirement, "N" means this item does not require to the verdict.

Type and size	CE16-150	Reference No.	CT19-03589-3Z5
---------------	----------	---------------	----------------

Annex A Photo of samples



A1. Samples of tensile force for mechanical test

本檢驗中心