



Certificates

SDS

Gibco™

## MEM, suspension, no calcium, no glutamine

Minimum Essential Medium (MEM) is one of the most commonly used of all cell culture media. MEM can be [Read more](#)

Have Questions? [Contact Us](#)

Catalog Number	Quantity
11380037	500 mL

atalog number 11380037

**Quantity:** 500 mL

[Customize this product](#)

Minimum Essential Medium (MEM) is one of the most commonly used of all cell culture media. MEM can be used with a variety of suspension and adherent mammalian cells, including HeLa, BHK-21, 293, HEP-2, HT-1080, MCF-7, fibroblasts, and primary rat astrocytes. We offer a variety of Gibco™ MEM modifications for a range of cell culture applications. Find the right formulation using the [media selector tool](#).

**This MEM is modified as follows:**

- |                 |               |
|-----------------|---------------|
| With            | Without       |
| • Earle's salts | • L-glutamine |
| • Phenol Red    | • HEPES       |
|                 | • Calcium     |

The complete [formulation](#) is available.

MEM, developed by Harry Eagle, was based on his earlier formulation of Basal Medium Eagle (BME). Many other modifications of MEM followed, including Glasgow's MEM, MEM α, DMEM, and Temin's Modification. This MEM formulation is made without calcium for use with suspension cultures. This MEM formulation contains Earle's salts for use in a CO<sub>2</sub> incubator. This product is made with Earle's salts.

**Product Intended Use**

For *in vitro* diagnostic use. CAUTION: Not for human or animal therapeutic use. Uses other than the labeled intended use

[Product Overview](#)



[Ask our AI about this Product](#)

[FAQ](#)

[Documents](#)

MEM contains no proteins, lipids, or growth factors. Therefore, MEM requires supplementation, commonly with 10% [Fetal Bovine Serum](#) (FBS). MEM uses a sodium bicarbonate buffer system (2.2 g/L) and therefore requires a 5-10% CO<sub>2</sub> environment to maintain physiological pH.

Not for human or animal therapeutic use. Uses other than the labeled intended use may be a violation of local law. For *in vitro* diagnostic use.

<b>Specifications</b>	
<b>Cell Line</b>	HeLa, BHK-21, 293, HEP-2, HT-1080, MCF-7, and fibroblasts
<b>Cell Type</b>	Primary Rat Astrocytes

<b>Product Line</b>	Gibco
<b>Product Type</b>	MEM (Minimum Essential Medium)
<b>Quantity</b>	500 mL
<b>Shelf Life</b>	12 Months From Date of Manufacture
<b>Shipping Condition</b>	Room Temperature
<b>Classification</b>	Animal Origin-free
<b>Form</b>	Liquid
<b>Serum Level</b>	Standard Serum Supplementation
<b>Sterility</b>	Sterile-filtered
<b>With Additives</b>	Low Glucose, Phenol Red, Earle's Balanced Salt Solution (EBSS)
<b>Without Additives</b>	No Glutamine, No HEPES, No Sodium Pyruvate, No Calcium
<b>Unit Size</b>	Each

## Contents & Storage

**Storage conditions:** 2-8°C. Protect from light

**Shipping conditions:** Ambient

**Shelf life:** 12 months from date of manufacture



[Explore all Gibco MEM for reproducible cell culture results >](#)

## Media Formulations

[11380 - MEM, Suspension, no Calcium, no Glutamine](#)



## Have questions about this product? Ask our AI assisted search.

What aspects of cell culture media can be customized?

Can the Gibco Media Configurator be used for my own proprietary formulation?

Who can answer questions related to the Gibco Media Configurator?

What quality water do you use in formulating your media?

Based on the sodium bicarbonate levels in the medium, what CO2 percentage is recommended?

[+ Show more FAQs for this product](#)

This is an AI-powered search and may not always get things right. You can help us make it better with a thumbs up or down on individual answers or by selecting the "Give feedback" button. Your search history and customer login information may be retained by Thermo Fisher and processed in accordance with our [Privacy Notice](#).


## Frequently asked questions (FAQs)

- Where can I find the osmolality for MEM Medium?
- How long can I keep my media after supplementing with serum?
- My medium was shipped at room temperature but it is supposed to be stored refrigerated. Is it okay?
- How can I remove mycoplasma contamination from my cell culture medium?
- I see a decrease in growth of my culture. What should I do?

[View all MEM, suspension, no calcium, no glutamine FAQs](#) >

## Documents & Downloads

Certificates

LOT #	Certificate type	Date	Catalog number(s)
 <a href="#">3379983</a>	Certificate of Analysis	Apr 03, 2026	11380037
 <a href="#">3222262</a>	Certificate of Analysis	Dec 28, 2025	11380037
 <a href="#">3177247</a>	Certificate of Analysis	Aug 27, 2025	11380037
 <a href="#">3064203</a>	Certificate of Analysis	Feb 19, 2025	11380037
 <a href="#">2451838</a>	Certificate of Analysis	Jan 29, 2025	11380037

5 results displayed, search above for a specific certificate

[Request a Certificate](#)





## Safety Data Sheets



## Scientific Resources

### Reference Materials



-  [Gibco Media Selection Tool - Find the right Gibco media formulation with this interactive tool](#)
-  [Cell Culture Select Tool - Search your cell line of interest to find product recommendations and resources](#)
-  [Switch-to-Gibco Products Cross Reference Tool - Find a Gibco product replacement for your current cell culture reagent](#)
-  [11380 - MEM, Suspension, no Calcium, no Glutamine](#)

### Brochures



-  [Brochure: Cell culture media and reagents](#)

