

RAPPAPORT VASSILIADIS SOY (RSV) BROTH

Enrichment medium for *Salmonella spp* isolation from meat and dairy products, feces and sewage polluted water, according to ISO 6579 and ISO 6785.

TYPICAL FORMULA	(g/l)
Soytone	4.5
Sodium Chloride	7.2
Potassium Dihydrogen Phosphate	1.26
Di-Potassium Hydrogen Phosphate	0.18
Magnesium Chloride Anhydrous	13.58
Malachite Green	0.036
Final pH = 5.2 ± 0.2 at 25 °C.	

DIRECTIONS

Suspend 27 g of powder in 1 liter of distilled or deionized water. Heat gently until completely dissolved. Dispense into final containers. Sterilize in autoclave at 115°C for 15 minutes.

DESCRIPTION

RAPPAPORT VASSILIADIS SOY (RSV) BROTH is used for selectively enriching *Salmonella* from meat and dairy products, feces and sewage polluted water, according to ISO 6579:2002 and ISO 6785:2001.

TECHNIQUE

The procedure recommended by ISO 6579:2002 is the following:

- Add a 25 g sample to 225 ml of Buffered Peptone Water.
- Incubate at 37 ± 0.5°C for 16-20 hours.
- Transfer 0.1 ml of the pre enriched culture to a tube containing 10 ml of Rappaport Vassiliadis Soy (RSV) Broth and 1 ml to a flask containing 10 ml of Mueller Kauffmann Novobiocin Broth (MKTTn).
- Incubate the inoculated RVB Broth at 41.5 ± 0.5°C for 24 ± 3 hours.
- Incubate the inoculated MKTTn at 37 ± 1°C for 24 ± 3 hours.
- Using a culture obtained from the RSV Broth inoculate by means of a 3 mm loop, a large size Petri dish containing X.L.D. Agar (ref.10056), proceed in the same way from the enrichment tube by inoculating a second plating medium (e.g. Colorex Salmonella Agar (ref.10614), or another suitable selective Salmonella Plating-out medium chosen by the laboratory).
- Using the cultures obtained in MKTTn after 24 hours of incubation, repeat the procedure with the same two selective plating-out media.
- Invert the dishes and incubate at 37 ± 1°C for 24 ± 3 hours.
- Examine for the presence of typical colonies. Any typical or suspected colony should be subjected to a biochemical and serological confirmation using a pure subculture on a Nutrient Agar plate.

QUALITY CONTROL

Dehydrated medium

Appearance: free-flowing, homogeneous.

Color: pale green to green.

Prepared medium

Appearance: clear.

Color: blue.

Incubation conditions: 41.5 ± 0.5 °C for 18-48 hours.

Microorganism	ATCC	Growth
<i>Escherichia coli</i>	25922	markedly inhibited
<i>Klebsiella pneumoniae</i>	13883	markedly inhibited
<i>Salmonella typhimurium</i>	14028	good
<i>Salmonella enteritidis</i>	13076	good

PERFORMANCE AND LIMITATIONS

The combined inhibitory factors of this medium (i.e. magnesium chloride, low pH) may inhibit certain *Salmonella*, such as *S. typhi* and *S. choleraesuis*. Isolation techniques should include a variety of enrichment broths and isolation media.



LIOFILCHEM s.r.l.

Via Scozia, Zona Ind.le - 64026, Roseto D.A. (TE) - ITALY

Phone +390858930745 Fax +390858930330

Website: www.liofilchem.net E-mail: liofilchem@liofilchem.net



STORAGE

The powder is very hygroscopic: store the powder at 10-30 °C, in a dry environment, in its original container tightly closed and use it before the expiry date on the label or until signs of deterioration or contamination are evident.
Store prepared tubes at 2-8 °C.

REFERENCES

1. ISO 6785: 2001, IDF 93: 2001. Milk and milk products – Detection of *Salmonella spp.*
2. Vassiliadis, P. (1983). J. Appl. Bact. 54, 69.
3. Morinigo, M.A., J.J. Borrego, P. Romero (1986). J. App. Bact. **61**: 169-176.

PRESENTATION







Product	REF	
RAPPAPORT VASSILIADIS BROTH (18.7 l)	610175	500 g
RAPPAPORT VASSILIADIS BROTH (3.7 l)	620175	100 g

TABLE OF SYMBOLS

IVD <i>In Vitro</i> Diagnostic Medical Device	 Temperature limitation	 Manufacturer	 Contains sufficient for <n> tests	LOT Batch code
REF Catalogue number	 Keep away from heat source	 Use by	 Caution, consult accompanying documents	



LIOFILCHEM s.r.l.

Via Scozia, Zona Ind.le - 64026, Roseto D.A. (TE) - ITALY

Phone +390858930745 Fax +390858930330

Website: www.liofilchem.net E-mail: liofilchem@liofilchem.net

