


QAS400

Silenced 400 kVA generator

Atlas Copco



General information

Frequency	Hz	50	60	Engine	Volvo TAD1344 GE	
Prime Power	kVA/kW	400/324	418/334	Alternator	Leroy Somer LSA 47.2 S4	
Stand-by Power	kVA/kW	445/356	460/368	Dimensions (LxWxH)	mm 4020x1390x2020	
Voltage	V	400	480	Weight (ready)	kg 5035	
Nom. Current	A	592	553	Fuel tank	l 640	
Fuel cons.	l/hr	100%	69.76	81.12	Sound Pressure Lw(A)	dB(A) 70
				Min/max ambient	°C -25/50	

Main features

Spillage free	✓	Remote + Auto start	✓
External fuel tank connection	✓	AMF	✓
Refinery equipment	✓	Paralleling	✓
Bus bar	✓	PMG Alternator	✓

Recommended cable section per phase: 2x 150mm²

Extra accessories

Distribution boards	Cables
Transformers	External fuel tank
DNV 2.7-1 approved container	

PP-X-2500 H
Mud pump PP 2500



Basic parameters:

Manufacturer: Prime Drilling

Pump Type: Piston

Drive: Diesel engine DEUTZ

Rated power: 480 kW

Capacity: 2500 l / min

Maximum pressure: 60 bar

Pump weight with power supply: approx. 20 tons



**Performance datasheet
DRILL PIPE**

Drill pipe: 6-5/8 IEU X 27.70 lbs/ft
 Connection: 6 5/8 FH
 Pipe grade: S-135
 Range: 2

DRILL PIPE DIMENSIONS & MATERIALS

		PIPE		
		NEW	PREMIUM	CLASS 2
OD	in	6 5/8	6.480	6.408
Wall Thickness	in	0.362	0.290	0.253
ID	in	5.901	5.901	5.901
Grade			S-135	
Cross sectionnal area	in ²	7.123	5.632	4.899
		TOOL JOINT		
		NEW	PREMIUM 6 5/8 FH	CLASS 2
Connection				
OD	in	8 1/2	8	7 27/32
ID	in	4 1/4	4 1/4	4 1/4
Box tong length (L _b)	in	16	16	16
Pin tong length (L _p)	in	12	12	12
Make-up loss (MUL)	in	5.000	5.000	5.000
Grade	KSI	120	120	120

DRILL PIPE ASSEMBLY DATA

	HANDLING			HYDRAULICS	
Sh to Sh Length	31.50	ft	Open end displacement	0.56	US gal/ft
Total weight	1,144	lbs	Closed end displacement	1.89	US gal/ft
Adjusted weight	36.32	lbs/ft	Capacity	1.33	US gal/ft

DRILL PIPE MECHANICAL PERFORMANCES

		PIPE		
		NEW	PREMIUM	CLASS 2
Tensile strength	.1000 lbs	962	760	661
Torsional strength	ft-lbs	137,000	108,000	94,200
80% Tors. strength	ft-lbs	109,600	86,400	75,360
Collapse pressure	PSI	7,810	4,560	3,150
Internal pressure	PSI	12,900	11,800	10,300
		TOOL JOINT		
		NEW	PREMIUM	CLASS 2
Tensile strength	.1000 lbs	2,100	2,100	2,100
Torsional strength	ft-lbs	108,000	87,900	75,400
Maximum Make-up Torque	ft-lbs	67,000	54,700	47,200
Recommended Make-up Torque	ft-lbs	65,000	52,700	45,200
Minimum Make-up Torque	ft-lbs	63,000	50,700	43,200
Balance OD	in	8.248	8.248	8.248
Torsional ratio TJ/pipe		0.79	0.81	0.80

API GENERALLY RECOMMENDS A TORSIONAL RATIO OF 0.80 OR LARGER

HAVE YOUR WORLD ON A STRING

For reference only



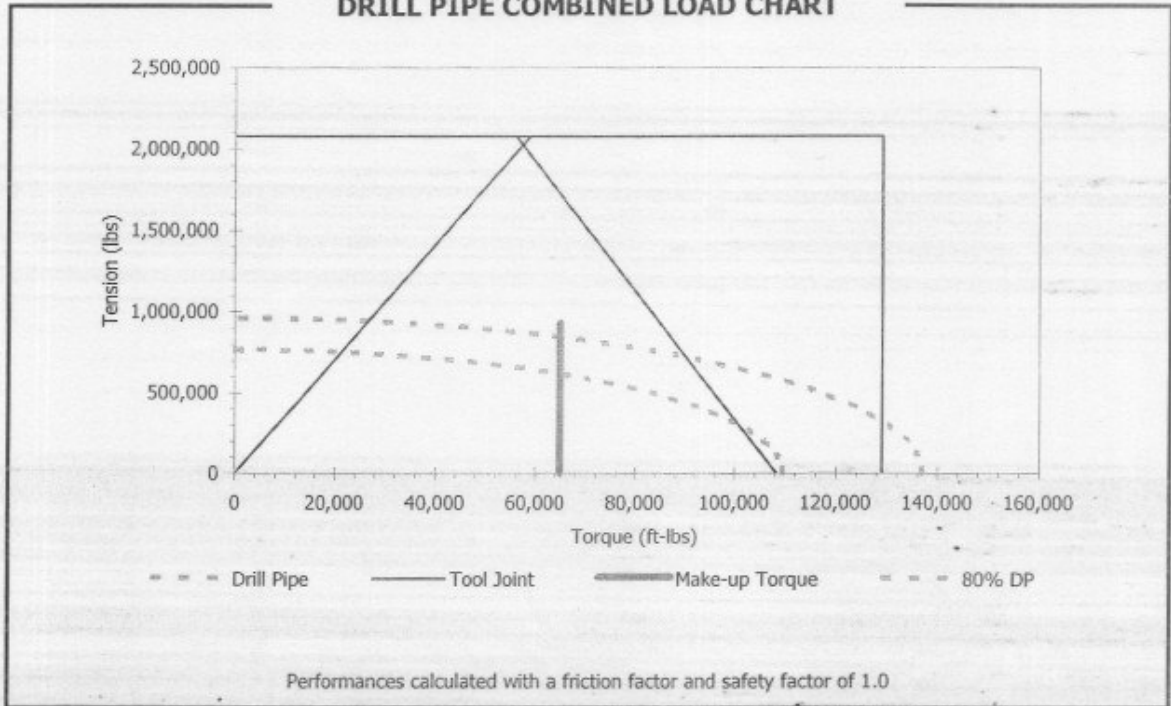


**Performance datasheet
DRILL PIPE**

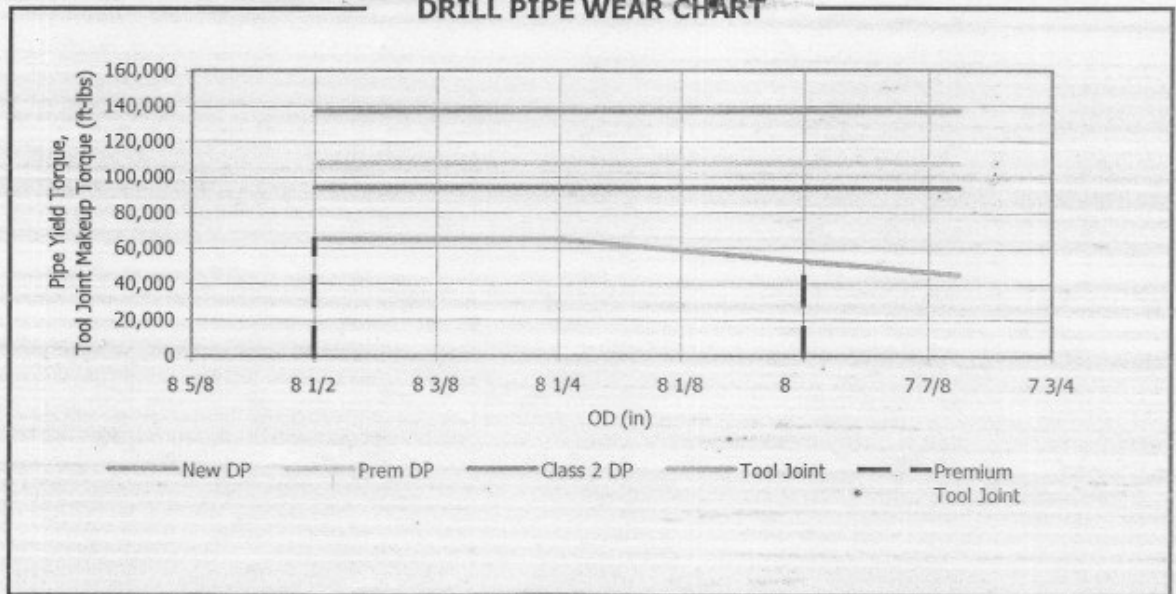
Drill pipe: **6-5/8 IEU X 27.70 lbs/ft**
 Connection: **6 5/8 FH**
 Pipe grade: **S-135**
 Range: **2**



DRILL PIPE COMBINED LOAD CHART



DRILL PIPE WEAR CHART

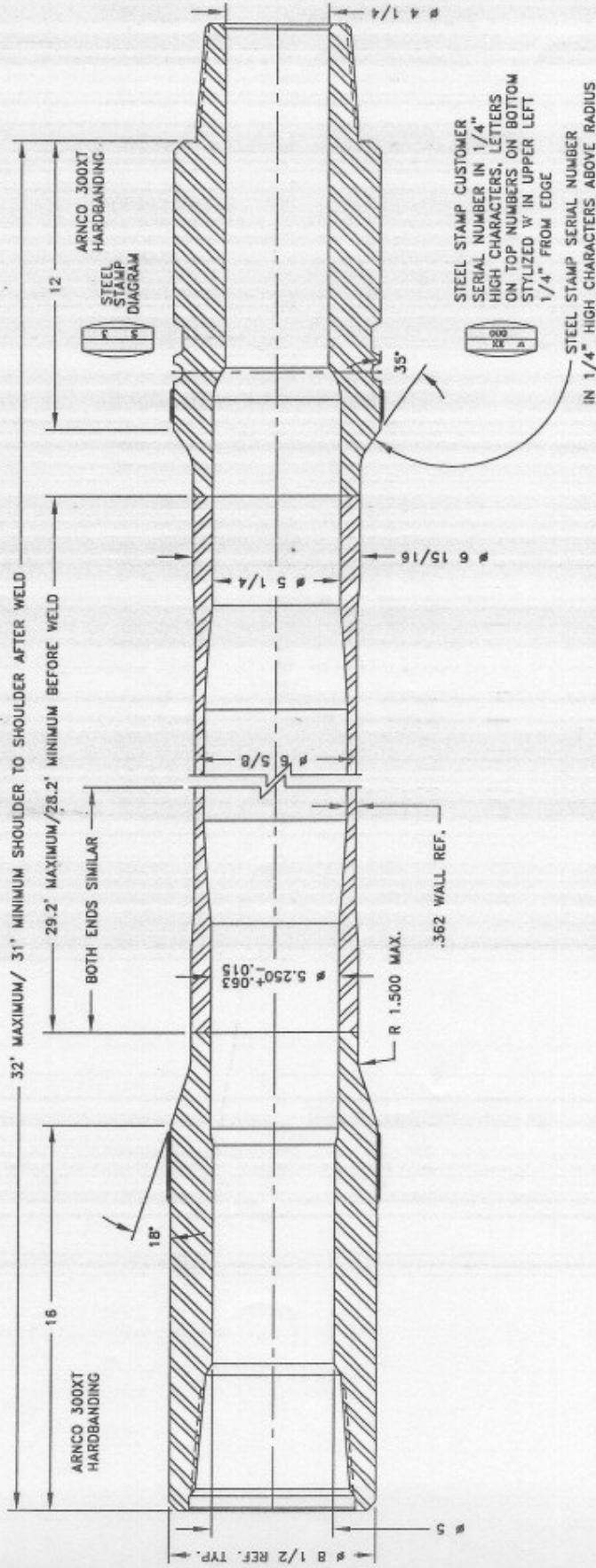


VAM DRILLING provides a worldwide repair network and running assistance with VAM Services and VAM Field Service International.

HAVE YOUR WORLD ON A STRING

For reference only

6 5/8 FH BOX AND PIN WITH WEATHERFORD BENCHMARK
 BEVEL $\phi = 7.703$ REF.
 6 5/8 27.70 (.362 WALL) INTERNAL/EXTERNAL UPSET DRILL PIPE
 GRADE S



PART NAME: 6 5/8 27.70 GRADE S INTERNAL/EXTERNAL UPSET DRILL PIPE WITH 6 5/8 FH CONNECTIONS



VAM DRILLING USA, Inc. 6300 NAVIGATION P.O. BOX 230589 HOUSTON TEXAS 77223-0589
 TELEPHONE: (713) 844-3700 FAX: (713) 844-3787 TELE: 775326 OMSCO HOU
 DRAWN BY: M.L.D. DATE: NOVEMBER 27, 2007 SCALE: NONE

PART NO.: P663S034 CONFIG REV.: 00 M.L.D. 11/27/07

MANUFACTURED IN COMPLIANCE WITH
 PUR 2211 REV 6.

This drawing embodies proprietary information which is the confidential property of OMSCO INDUSTRIES, and it shall not be reproduced, used in part, or disclosed without consent. This drawing is loaned in confidence and shall be returned upon demand.

NOTE: UNLESS NOTED, DIMENSIONS ARE NOMINAL. TOLERANCES ARE SPECIFIED BY APPROPRIATE API SPECIFICATION OR MANUFACTURING DRAWING.



R2000E



SiteTec R2000E mud recycling unit

VALVE SCHEDULE

1. Drill fluid inlet valve
2. Tank drain valve
3. Suction valve pump 1
4. Suction valve pump 2
5. Suction valve pump 3



1.1 MOBILISATION

In most cases a 60 ton crane will be enough to mobilize this recycling unit. Prior to lifting the recycling unit a few checks must be made:

1.2 PLACING THE RECYCLING UNIT ON SITE

Before you place your recycling unit on its site location:

1. Place a sheet of 8x4 meters of oil resistant plastic foil on the location of the recycling unit
2. Place 4 drag line boards each at least 6 meter long with approx. 0.5 mtr. Space between another horizontally, well supported by solid soil, on top of the plastic foil. If you decide not to use the plastic foil
3. Always use drag line boards or something similar placed horizontally to give the recycling unit its full support. Place the recycling unit as close to the mud mix tank and mud pit as possible.
1. You can decide to dig a solid collecting pit aside the unit, under the outlet of the shakers.

For the right location of the R2000E you have 3 options:

1. Above the clean mud pit.
2. On top of the mix unit with use of the twist lock corner block connectors.
3. On top of the storage container ST2500E use of the twist lock corner block connectors.

When all this is done you can hook up the lifting chains.

Now the connections have to be made:

1. mud-in: 6" Perrot
2. mud overflow bottom outlet: 6" Perrot
3. power supply 400 volt 50 Hertz

Installed power:

3x 45 kW

8x 0.75 kW

8x 220 volt light

1.3 OVERALL CHECK OF THE RECYCLING UNIT

Before you can start recycling there are a several checks to be made:

Before you can start mixing there are a several checks to be made:

1. Check for debris in the mixing tank
 2. Put 2 pump strokes of high quality bearing grease in all nipples on the MCM pumps.
 3. Check if all electrical cables and wires are still in good condition, repair if necessary.
 4. Check, overall, for any damaged or loose parts and repair if needed.
 5. Check all guards.
 6. Check the tank for cracks.
 7. Check shaker screens for cracks, holes and/or bold spots. Replace if necessary.
 8. Check screen tension on all shakers.
 9. Check air pressure in air bladders must be between 6 and 7 bar.
-

1.4 CAPACITY PARAMETERS

This unit is capable of cleaning Drill fluid with:

1. 20% solids (sand content)
2. 60 sec viscosity
3. 7 Ph
4. 1.2 gravity (Gram/Cc)
5. none polymers
6. Chemicals

NOTE:

If one of these parameters is higher, you have to keep in mind that this will have a negative effect on the capacity of the unit.

Adding fresh water is a simple and good solution.

1.5 DEMOBILISATION

In most cases a 60 ton crane will be enough to demobilize this recycling unit.

Prior to lifting the recycling unit a few handlings must be made:

1. Drain the tank with the drain valve NR.2
2. Undo all hoses and open all (drain) valves on the pumps
3. Clean the whole unit including the tank
4. Uncouple all hoses and cables
5. Lower the shaker angle

When all this is done you can hook up the lifting chain.

NEVER:

1. Stand or walk underneath the load
2. Use chains that are too short, too light or have uneven lengths
3. Use uncertified lifting equipment

Use a rope, tied to the unit to steer and/or turn the unit while it is lifted.

1.6 LONG-TERM STORAGE

Long-term storage is when the recycling unit is out of use (on or off site) for more than 3-4 weeks.

If this is so, there are a few preparations to be made to make sure the recycling unit can be in operation as soon as it is needed.

Preparations on the pumps:

1. Drain mud from the tank and MCM pumps
2. Flush the MCM pumps with clean water: take off the discharge piping
3. Open all valves
4. Grease all pumps

CLEAN YOUR ENTIRE UNIT



Storage Unit ST 3000



Model:

ST 3000

Manufacture year:

2018



Transport Dimensions:

L= 6000 mm

l=2400 mm

h=2870 mm

Weight:

5200kg

Storage capacity:

28.000 liters

Power consumption:

45 kW

Electric motors:

13-37 kW motor for transfer Pump

5.5 kW agitator motor

Fully equipped Main control panel

Transfer pump command Start /Stop Command

Agitator motor Start / Stop Command

Lighting system

Emergency Stop



Features

Internal circulation assured via transfer pump for higher mixing capacity

*Automatic Float switch for power on / power off command to transfer pump
from Mixing Unit*

Automatic Float switch for overflow

**Utilaj de Foraj Orizontal Dirijat Hidraulic PD 250/120 RP
Model : "Crawler"**



Concept:

- Alimentare prin Cremaliera si Pinion.

- Tija de foraj 9,6 m / lungimea de alimentare 11,0 m
- Forta de tragere 2.500 kN
- Cuplu 120.000 Nm

Mobilitate:

- Motor Turbo Diesel de 470 kW.
- 6 cilindri .
- System de reducere a zgomotului .
- Reglarea progresivă a cuplului prin intermediul potențiometrului.
- Control electronic al motorului cu comutator automat.

Hidraulic:

- Pompe hidraulice controlate prin senzori de sarcina .
- Capacitate 1000 l/min.
- Unitate de răcire a aerului cu circuit separat și control al temperaturii.
- Putere de racire 40 kW.
- Filtru de recirculare cu rezistență la mare presiune.
- Control proportional al alimentarii, forta de tragere si cuplu.
- Puncte de măsurare centrale pentru controlul sistemului.
- Senzor de control a sarcinii.
- Rezervor de ulei hidraulic de dimensiuni mari , 1000 litri.
- Rezervor de motorina de dimensiuni mari , 900 litri.

Forta de Impingere/Tragere:

- 2.500 kN (250 t)
- Lungime de alimentare 11.000 mm
- Podium din profil de otel galvanizat si balustrade.
- Profilul este contruit in forma de cutie.
- 6 motoare de alimentare.
- Alimentare rapida in timpul schimbarii tije de foraj, viteza de miscare 0-35m/min.

Cabina de control:

- Scaun sofer dotat cu amortizor hydraulic de oscilatie.
- Control prin joystick (controlat hidraulic).
- Forta de tragere/ impingere , cuplu controlata prin intermediul potentiometrului.
- Comenzi pupitru de comanda notat in SI (sistem international de unitati).

- Sistem de curatare a parbrizului.
- Oprire de urgent.
- Faruri.
- Incalzire .
- Radio.

Vopsea/ Culoare :

- Rosu
-

Dimensiuni:

- Lungime : 16.000 mm (11.000 mm alimentare tije)
- Latime : 3.000 mm
- Inaltime : 3.200 mm
- Tonaj : 45 t

Inclinatie de Foraj:

- **8-16 grade** , ajustare prin cilindru hidraulic.

Putere cap rotativ :

- Cuplu: -Prima treapta de viteza : 120.000 -rpm.
-A doua treapta de viteza: 90.000-rpm .
-A treia treapta de viteza : 60.000-rpm.
- Sarcina axiala maxima: **3.500 kN** (350 t).
- Swivel (pivot) : 3 toli.
- Arbore de antrenare culisabil.
- 6 motoare hidraulice.
- Cuplu reglat progresiv.



Optiuni :
Bentonita

- Alimentare bentonita prin furtune si sistem de by-pass.



Alimentare Prajini de Foraj:

- Alimentare automata pt. 5 prajini de foraj.



Rola de cablu:

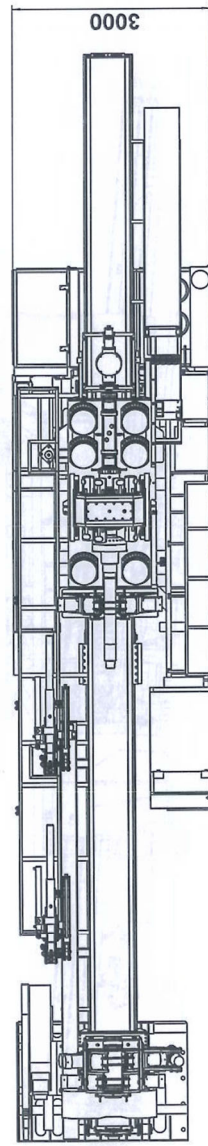
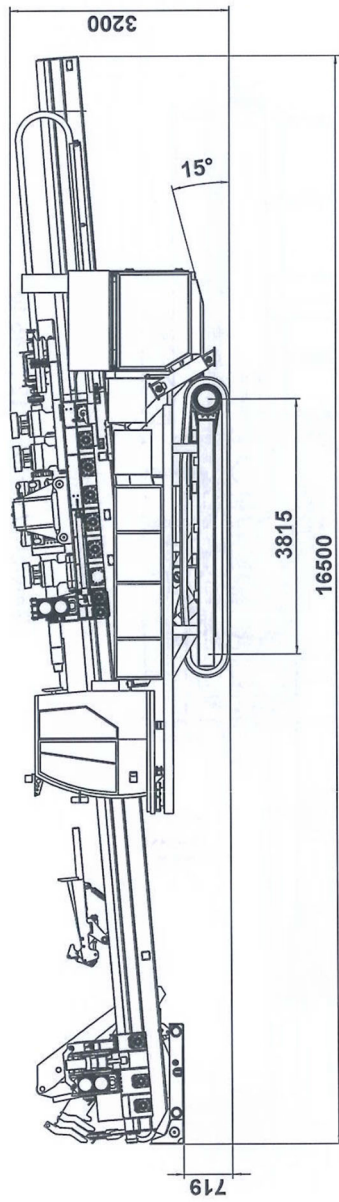
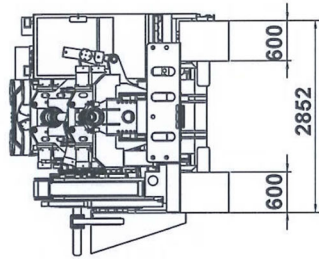


- Controlat hydraulic pt. 100 m de cablu.

Inregistrarea datelor de foraj:

- Cuplu.
- Viteza.
- Viteza forajului .
- Cantitatea de bentonita.
- Presiunea de bentonita.

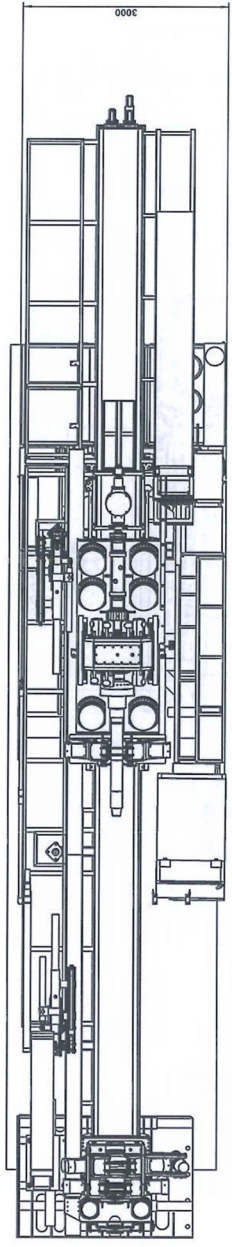
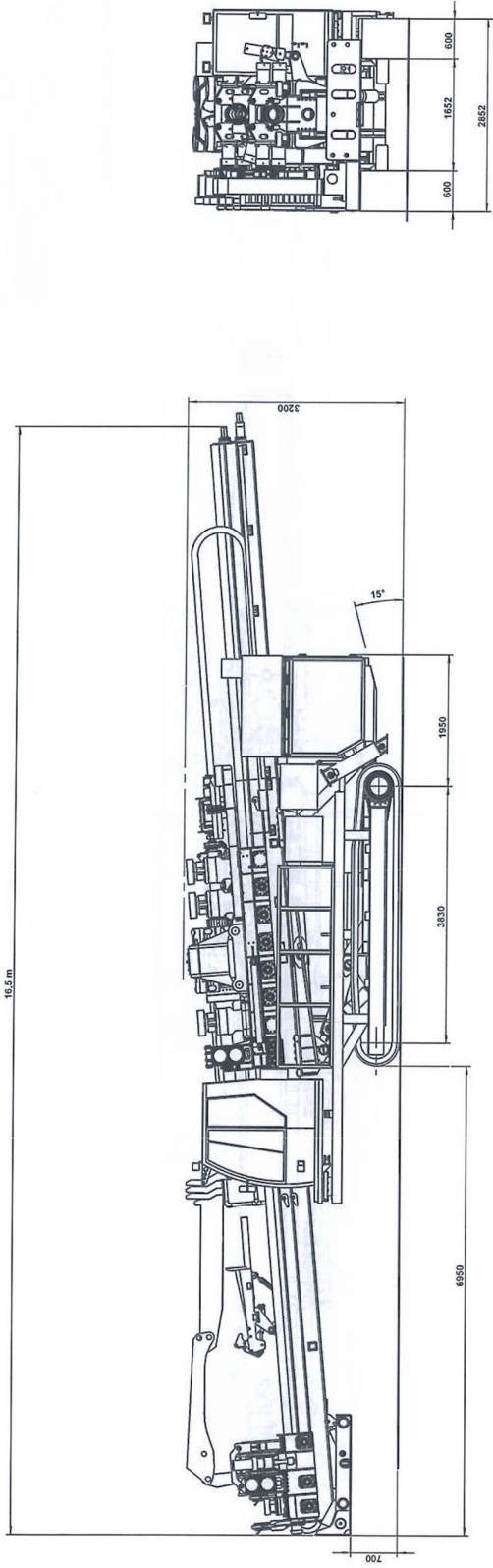




Gesamtgewicht 45.000 kg

Bodenpressung 9,5 N / cm²

		Prime Drilling GmbH Industriestraße 1 42699 Solingen Germany Tel: +49 (0) 212 2400-0 Fax: +49 (0) 212 2400-10 E-Mail: info@prime-drilling.com
Produktname:		Horizontbohranlage
Typ:		PD-250 / 105 R&R
Artikelnummer:		PD-250-20-01-10
Zeichnung:		A1

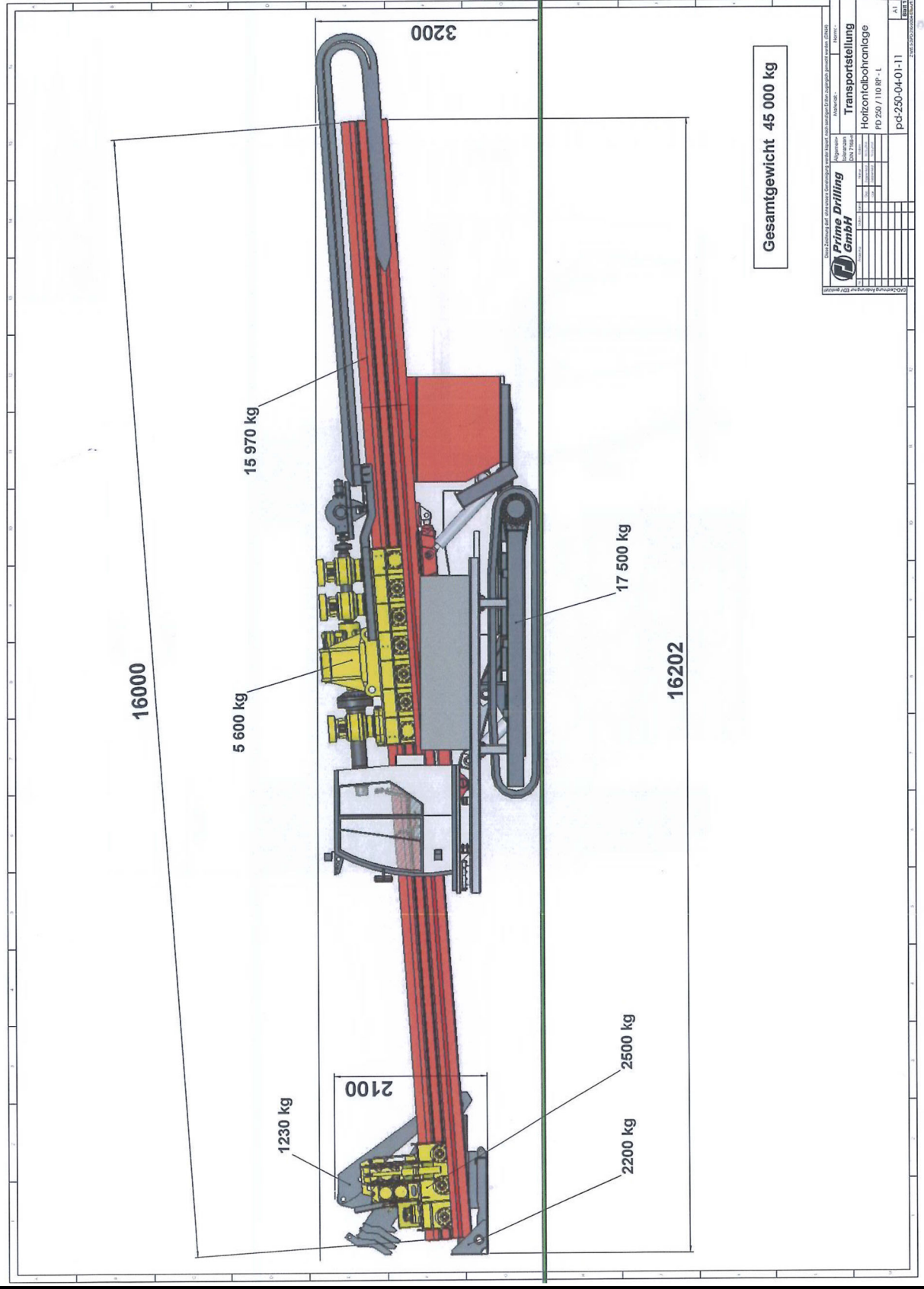


Gewicht / weight 4245 to.

bottom pressing 9 ... 9,5 N / cm²

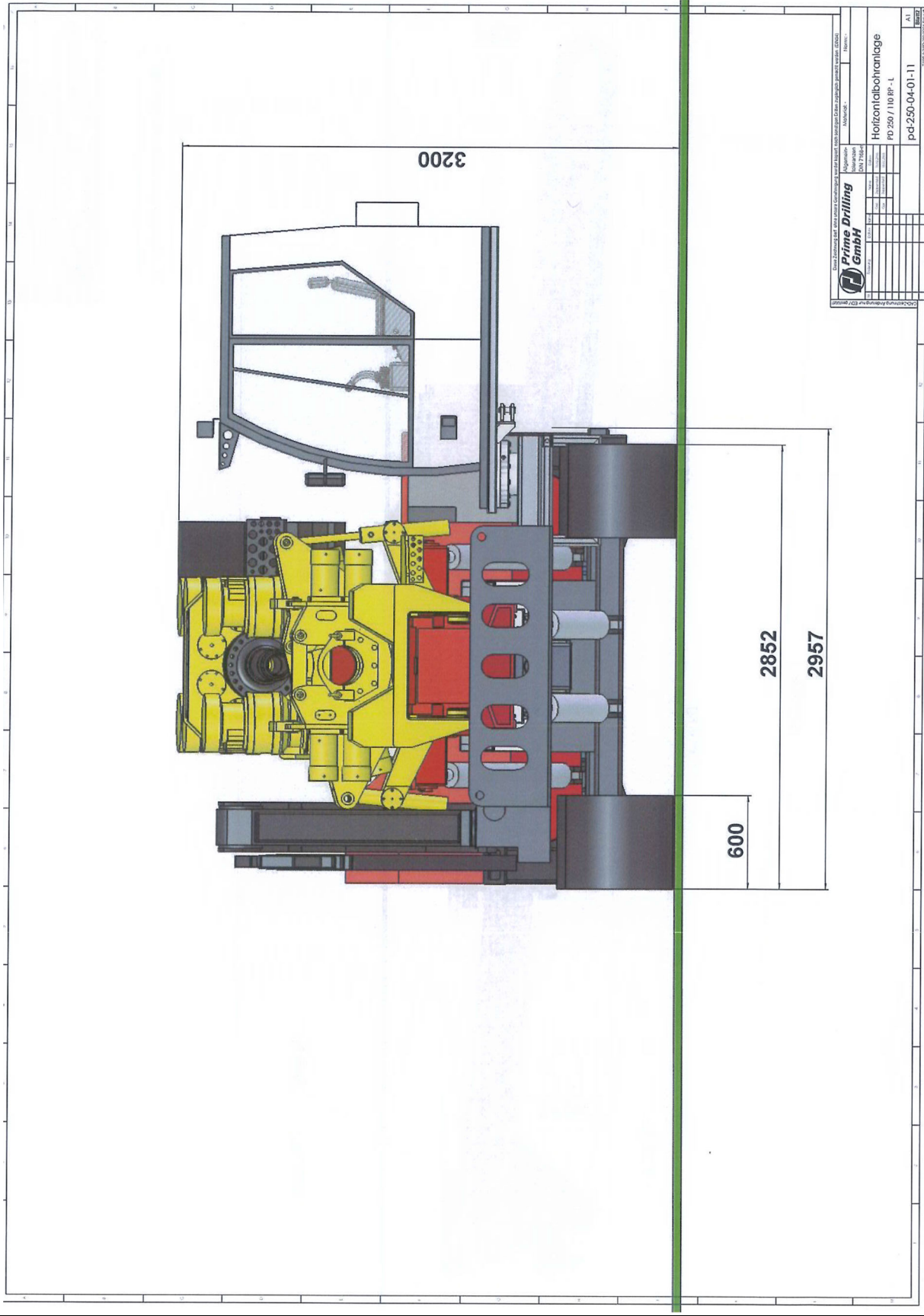
Bodenpressung 9 ... 9,5 N / cm²

		100% KUNDENFRIEDLICH 100% UMWELTFREUNDLICH 100% MENSCHENFREUNDLICH
Adresse: 10475 Berlin 10475 Berlin	Telefon: 030 7344-	E-Mail: info@prime-drilling.de
Produkt: Bohranlage 250/105 R&P Transport	Zeichnungs-Nr.: 2	Blatt-Nr.: 1/1
Projekt-Nr.: pq-250-20-01-10		Datum: 11.08.2010



Gesamtgewicht 45 000 kg

Division: Transportstellung DN 110 RP	
Horizontbohranlage PD 250 / 110 RP - L	
pd-250-04-01-11	
01	
2500 2500 2500 2500	



3200

600

2852

2957

		PRIMO DRILLING GMBH Industriestraße 10 42699 Solingen Germany
Zeichnungs-Nr.: PD 250 / 110 RP - L	Blatt-Nr.: 1	Blatt-Gesamt: 1
Zeichnungs-Titel: Horizontalbohranlage	Zeichnungs-Größe: A1	Zeichnungs-Status: 2008-04-01-11