

The security¹ of suture

Simple

Secure¹

Control

Perclose ProGlide

Suture-Mediated Closure System



Perclose ProGlide

Suture-Mediated Closure System

Simple

- Pre-tied knot
- Numbered deployment sequence
- Single operator procedure with QuickCut mechanism
- 5-8F



Pre-tied knot

Single operator procedure with QuickCut mechanism

Numbered deployment sequence

Secure¹

- Secure¹ close with a polypropylene monofilament suture
- Minimized inflammatory response
- The closure can be challenged and confirmed on the table
- No reaccess restrictions if previous arteriotomy repairs were achieved with Perclose ProGlide



Secure¹ close with a polypropylene monofilament suture

Control

- Ability to maintain wire access
- Reduced time to hemostasis, ambulation and discharge



Guide wire exit port allows wire access to be maintained



Foot (deployed)



Foot

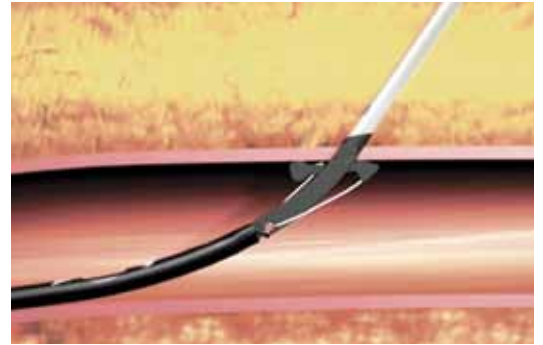


Guide wire exit port

The security¹ of suture




Foot deployment



Needles deployment



Connection of suture with pre-tied knot



Suture brings the tissues together to promote primary healing – no need for a clot to form to close the arteriotomy




Perclose ProGlide

Suture-Mediated Closure System

Ordering Information

Ref. no.	Description	Quantity
12673-05	Includes: <ul style="list-style-type: none">• 1 Perclose ProGlide 6F Suture-Mediated Closure Device• 1 Suture Trimmer	10 systems per box



Reference

¹: Data on file at Abbott Vascular

All products herein are trademarks of the Abbott Group of Companies.

Photo(s) on file at Abbott Vascular.

Please contact your local representative for more information.

Abbott Vascular International BVBA

Park Lane
Culliganlaan 2B, 1831 Diegem
BELGIUM

All drawings are artist's representations only and should not be considered as an engineering drawing or photograph. Products intended for use by or under the direction of a physician.

Prior to use, it is important to read the package insert thoroughly for instructions for use, warnings and potential complications associated with use of this device. Information contained herein is for distribution for Europe, Middle East and Africa ONLY. Please check the regulatory status of the device before distribution in areas where CE marking is not the regulation in force.

For more information, visit our website at abbottvascular.com

© 2010 Abbott Vascular. All rights reserved. 2-EH-1-0529-01 11/2010