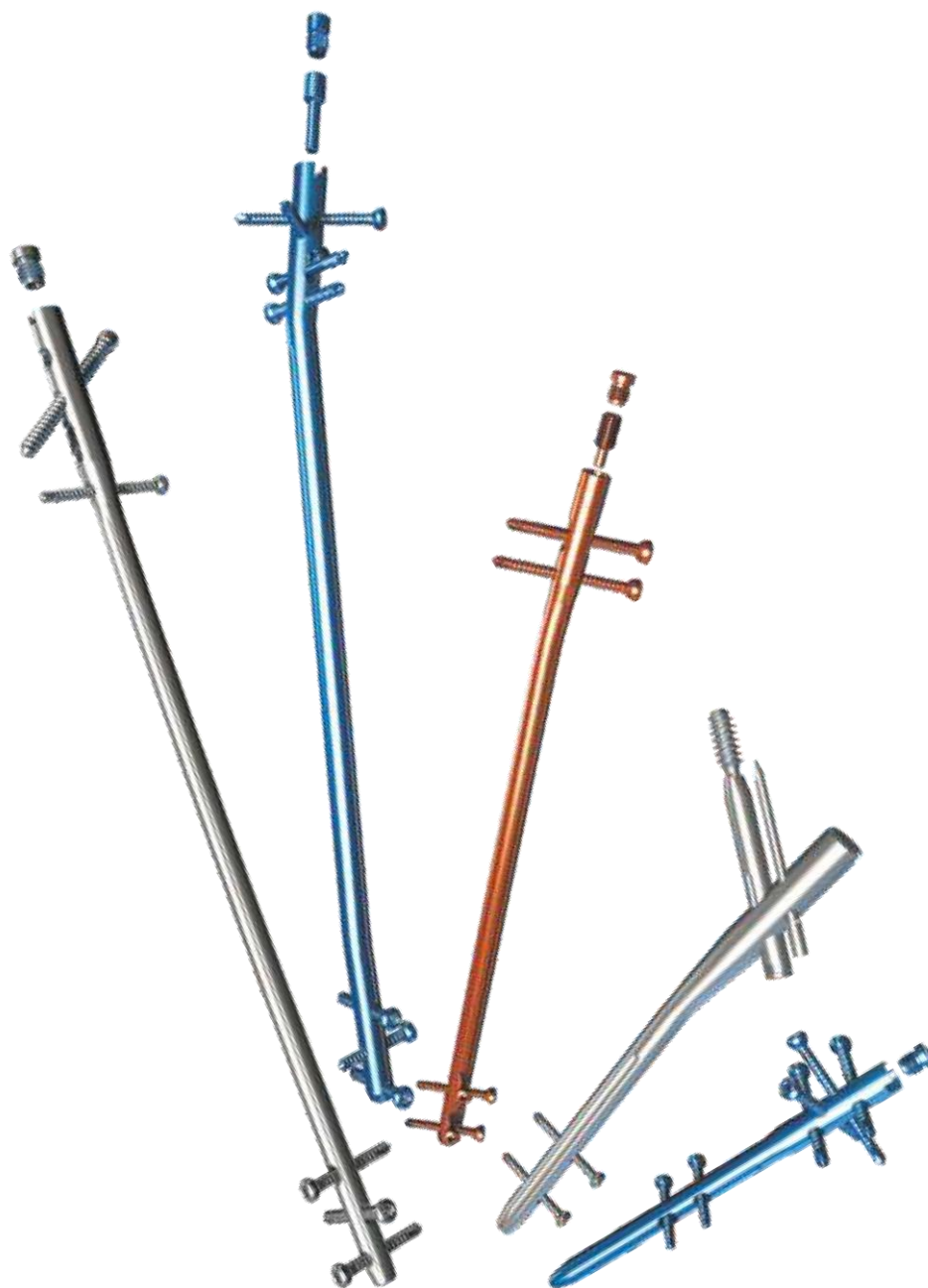


**GWOŹDZIE ŚRÓDSZPIKOWE BLOKOWANE**  
INTRAMEDULLARY LOCKING NAILS



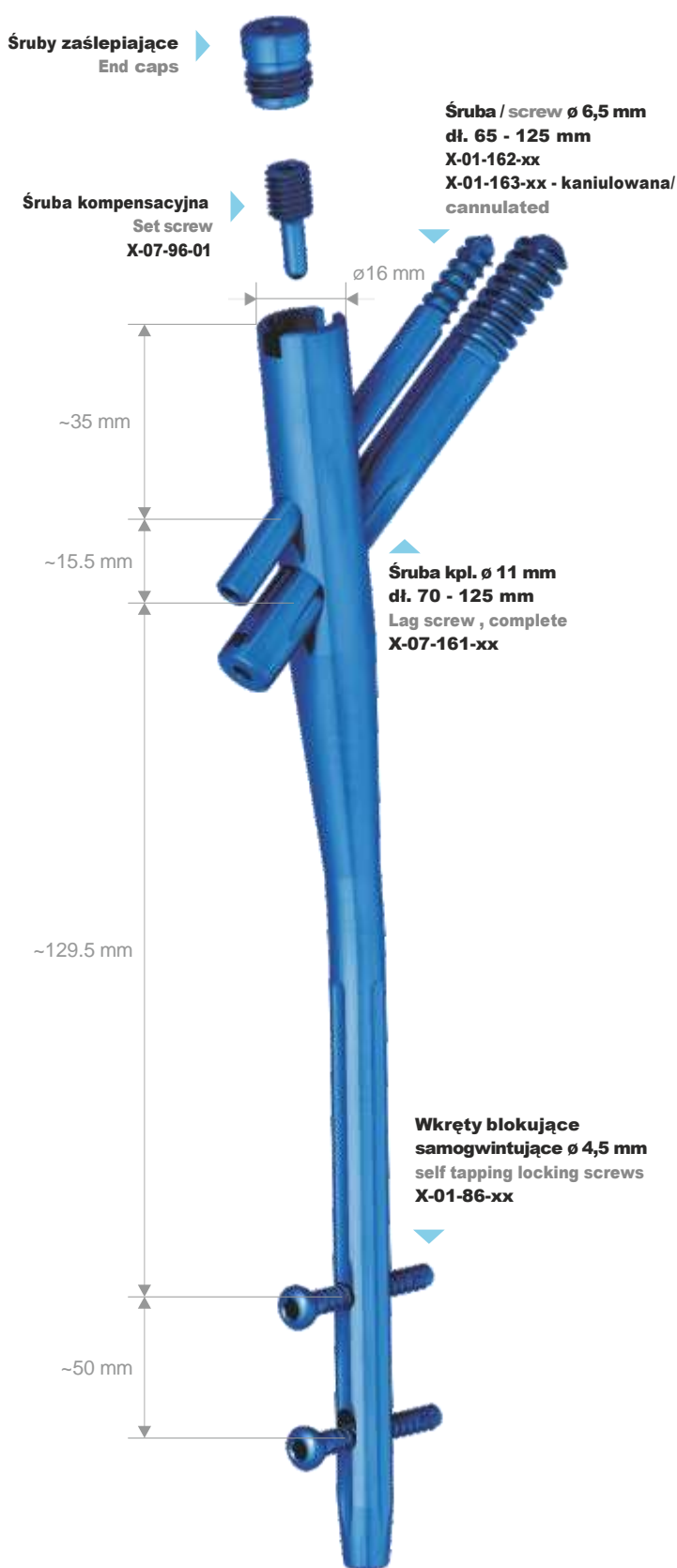
## Dostępne odmiany gwoździ / Available types of nails

Pierwszy człon numeru katalogowego First part of REF No.	Odmiany gwoździ / Types of nails
1	tytan / titanium
2	tytan kaniulowany / cannulated titanium
3	stalowe lite / steel solid nails
4	stal kaniulowana / cannulated steel
5	stal kaniulowana + DLC / stainless steel + DLC
6	Ażurowe / openwork nails
11	tytan + DLC / titanium + DLC
21	tytan lity pokryty Si-DLC / titanium + Si-DLC
22	tytan kaniulowany Si-DLC / cannulated titanium + Si-DLC
23	stal lita pokryta Si-DLC / steel + Si-DLC
24	stal kaniulowana pokryta Si-DLC / cannulated steel + Si-DLC

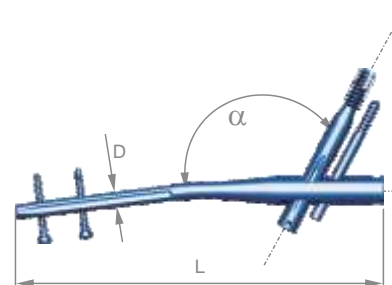
## Dostępne odmiany wkrętów / Available types of screws

Pierwszy człon numeru katalogowego First part of REF No.	Odmiany wkrętów / Types of screws
1	tytan / titanium
4	stal implantacyjna / stainless steel
5	stal implantacyjna + DLC / stainless steel + DLC
11	tytan + DLC / titanium + DLC
21	tytan lity pokryty Si-DLC / titanium + Si-DLC
24	stal kaniulowana pokryta Si-DLC / cannulated steel + Si-DLC

**GWÓDŹ UDOWY PROKSYMALNY PODWÓJNY - KRÓTKI  
DOUBLE PROXIMAL FEMORAL NAIL - SHORT**



Rozmiar Size	REF
0	x-07-95-60
+5	x-07-95-61
+10	x-07-95-62
+15	x-07-95-63
+20	x-07-95-64
+25	x-07-95-65
+30	x-07-95-66



D (mm)	L (mm)	$\alpha = 125^\circ$	$\alpha = 130^\circ$	$\alpha = 135^\circ$
10	200	x-10-01-200	x-10-02-200	x-10-03-200
10	210	x-10-01-210	x-10-02-210	x-10-03-210
10	220	x-10-01-220	x-10-02-220	x-10-03-220
10	230	x-10-01-230	x-10-02-230	x-10-03-230
10	240	x-10-01-240	x-10-02-240	x-10-03-240
10	250	x-10-01-250	x-10-02-250	x-10-03-250
10	260	x-10-01-260	x-10-02-260	x-10-03-260
10	270	x-10-01-270	x-10-02-270	x-10-03-270
10	280	x-10-01-280	x-10-02-280	x-10-03-280
11	200	x-10-04-200	x-10-05-200	x-10-06-200
11	210	x-10-04-210	x-10-05-210	x-10-06-210
11	220	x-10-04-220	x-10-05-220	x-10-06-220
11	230	x-10-04-230	x-10-05-230	x-10-06-230
11	240	x-10-04-240	x-10-05-240	x-10-06-240
11	250	x-10-04-250	x-10-05-250	x-10-06-250
11	260	x-10-04-260	x-10-05-260	x-10-06-260
11	270	x-10-04-270	x-10-05-270	x-10-06-270
11	280	x-10-04-280	x-10-05-280	x-10-06-280
12	200	x-10-07-200	x-10-08-200	x-10-09-200
12	210	x-10-07-210	x-10-08-210	x-10-09-210
12	220	x-10-07-220	x-10-08-220	x-10-09-220
12	230	x-10-07-230	x-10-08-230	x-10-09-230
12	240	x-10-07-240	x-10-08-240	x-10-09-240
12	250	x-10-07-250	x-10-08-250	x-10-09-250
12	260	x-10-07-260	x-10-08-260	x-10-09-260
12	270	x-10-07-270	x-10-08-270	x-10-09-270
12	280	x-10-07-280	x-10-08-280	x-10-09-280

**GWÓŹDŹ UDOWY PROKSYMALNY PODWÓJNY - DŁUGI  
DOUBLE PROXIMAL FEMORAL NAIL - LONG**

D (mm)	L (mm)	GWÓŹDŹ LEWY / LEFT NAIL			GWÓŹDŹ PRAWY / RIGHT NAIL		
		$\alpha = 125^\circ$	$\alpha = 130^\circ$	$\alpha = 135^\circ$	$\alpha = 125^\circ$	$\alpha = 130^\circ$	$\alpha = 135^\circ$
10	300	x-10-01-300	x-10-02-300	x-10-03-300	x-10-16-300	x-10-17-300	x-10-18-300
10	310	x-10-01-310	x-10-02-310	x-10-03-310	x-10-16-310	x-10-17-310	x-10-18-310
10	320	x-10-01-320	x-10-02-320	x-10-03-320	x-10-16-320	x-10-17-320	x-10-18-320
10	330	x-10-01-330	x-10-02-330	x-10-03-330	x-10-16-330	x-10-17-330	x-10-18-330
10	340	x-10-01-340	x-10-02-340	x-10-03-340	x-10-16-340	x-10-17-340	x-10-18-340
10	350	x-10-01-350	x-10-02-350	x-10-03-350	x-10-16-350	x-10-17-350	x-10-18-350
10	360	x-10-01-360	x-10-02-360	x-10-03-360	x-10-16-360	x-10-17-360	x-10-18-360
10	370	x-10-01-370	x-10-02-370	x-10-03-370	x-10-16-370	x-10-17-370	x-10-18-370
10	380	x-10-01-380	x-10-02-380	x-10-03-380	x-10-16-380	x-10-17-380	x-10-18-380
10	390	x-10-01-390	x-10-02-390	x-10-03-390	x-10-16-390	x-10-17-390	x-10-18-390
10	400	x-10-01-400	x-10-02-400	x-10-03-400	x-10-16-400	x-10-17-400	x-10-18-400
10	410	x-10-01-410	x-10-02-410	x-10-03-410	x-10-16-410	x-10-17-410	x-10-18-410
10	420	x-10-01-420	x-10-02-420	x-10-03-420	x-10-16-420	x-10-17-420	x-10-18-420
10	430	x-10-01-430	x-10-02-430	x-10-03-430	x-10-16-430	x-10-17-430	x-10-18-430
10	440	x-10-01-440	x-10-02-440	x-10-03-440	x-10-16-440	x-10-17-440	x-10-18-440
11	300	x-10-04-300	x-10-05-300	x-10-06-300	x-10-19-300	x-10-20-300	x-10-21-300
11	310	x-10-04-310	x-10-05-310	x-10-06-310	x-10-19-310	x-10-20-310	x-10-21-310
11	320	x-10-04-320	x-10-05-320	x-10-06-320	x-10-19-320	x-10-20-320	x-10-21-320
11	330	x-10-04-330	x-10-05-330	x-10-06-330	x-10-19-330	x-10-20-330	x-10-21-330
11	340	x-10-04-340	x-10-05-340	x-10-06-340	x-10-19-340	x-10-20-340	x-10-21-340
11	350	x-10-04-350	x-10-05-350	x-10-06-350	x-10-19-350	x-10-20-350	x-10-21-350
11	360	x-10-04-360	x-10-05-360	x-10-06-360	x-10-19-360	x-10-20-360	x-10-21-360
11	370	x-10-04-370	x-10-05-370	x-10-06-370	x-10-19-370	x-10-20-370	x-10-21-370
11	380	x-10-04-380	x-10-05-380	x-10-06-380	x-10-19-380	x-10-20-380	x-10-21-380
11	390	x-10-04-390	x-10-05-390	x-10-06-390	x-10-19-390	x-10-20-390	x-10-21-390
11	400	x-10-04-400	x-10-05-400	x-10-06-400	x-10-19-400	x-10-20-400	x-10-21-400
11	410	x-10-04-410	x-10-05-410	x-10-06-410	x-10-19-410	x-10-20-410	x-10-21-410
11	420	x-10-04-420	x-10-05-420	x-10-06-420	x-10-19-420	x-10-20-420	x-10-21-420
11	430	x-10-04-430	x-10-05-430	x-10-06-430	x-10-19-430	x-10-20-430	x-10-21-430
11	440	x-10-04-440	x-10-05-440	x-10-06-440	x-10-19-440	x-10-20-440	x-10-21-440
12	300	x-10-07-300	x-10-08-300	x-10-09-300	x-10-22-300	x-10-23-300	x-10-24-300
12	310	x-10-07-310	x-10-08-310	x-10-09-310	x-10-22-310	x-10-23-310	x-10-24-310
12	320	x-10-07-320	x-10-08-320	x-10-09-320	x-10-22-320	x-10-23-320	x-10-24-320
12	330	x-10-07-330	x-10-08-330	x-10-09-330	x-10-22-330	x-10-23-330	x-10-24-330
12	340	x-10-07-340	x-10-08-340	x-10-09-340	x-10-22-340	x-10-23-340	x-10-24-340
12	350	x-10-07-350	x-10-08-350	x-10-09-350	x-10-22-350	x-10-23-350	x-10-24-350
12	360	x-10-07-360	x-10-08-360	x-10-09-360	x-10-22-360	x-10-23-360	x-10-24-360
12	370	x-10-07-370	x-10-08-370	x-10-09-370	x-10-22-370	x-10-23-370	x-10-24-370
12	380	x-10-07-380	x-10-08-380	x-10-09-380	x-10-22-380	x-10-23-380	x-10-24-380
12	390	x-10-07-390	x-10-08-390	x-10-09-390	x-10-22-390	x-10-23-390	x-10-24-390
12	400	x-10-07-400	x-10-08-400	x-10-09-400	x-10-22-400	x-10-23-400	x-10-24-400
12	410	x-10-07-410	x-10-08-410	x-10-09-410	x-10-22-410	x-10-23-410	x-10-24-410
12	420	x-10-07-420	x-10-08-420	x-10-09-420	x-10-22-420	x-10-23-420	x-10-24-420
12	430	x-10-07-430	x-10-08-430	x-10-09-430	x-10-22-430	x-10-23-430	x-10-24-430
12	440	x-10-07-440	x-10-08-440	x-10-09-440	x-10-22-440	x-10-23-440	x-10-24-440



Gwoździe są dostępne dla długości L = 300 - 600 mm, skok co 5 mm, ostatni człon numeru katalogowego oznacza długość w [mm]

Gwoździe są dostępne również dla średnic D = 9, 13, 14, 15, 16, 17, 18, 19 mm

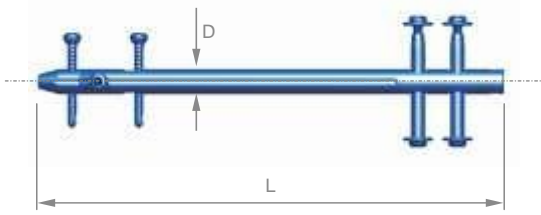
Available in lengths L = 300 - 600 mm, last part of catalogue number is length in [mm]. Available also for diameter D = 9, 13, 14, 15, 16, 17, 18, 19 mm

**GWÓŹDŹ UDOWY ODKOLANOWY  
RETROGRADE FEMORAL NAIL**

**Wkręty blokujące samogwintujące  
Ø 4,5 mm  
Self tapping locking screws  
X-01-86-xx**




L (mm)	D=8mm	D=9mm	D=10mm	D=11mm	D=12mm	D=13mm
140	x-07-100-140	x-07-101-140	x-07-102-140	x-07-103-140	x-07-104-140	x-07-105-140
150	x-07-100-150	x-07-101-150	x-07-102-150	x-07-103-150	x-07-104-150	x-07-105-150
160	x-07-100-160	x-07-101-160	x-07-102-160	x-07-103-160	x-07-104-160	x-07-105-160
170	x-07-100-170	x-07-101-170	x-07-102-170	x-07-103-170	x-07-104-170	x-07-105-170
180	x-07-100-180	x-07-101-180	x-07-102-180	x-07-103-180	x-07-104-180	x-07-105-180
190	x-07-100-190	x-07-101-190	x-07-102-190	x-07-103-190	x-07-104-190	x-07-105-190
200	x-07-100-200	x-07-101-200	x-07-102-200	x-07-103-200	x-07-104-200	x-07-105-200
210	x-07-100-210	x-07-101-210	x-07-102-210	x-07-103-210	x-07-104-210	x-07-105-210
220	x-07-100-220	x-07-101-220	x-07-102-220	x-07-103-220	x-07-104-220	x-07-105-220
230	x-07-100-230	x-07-101-230	x-07-102-230	x-07-103-230	x-07-104-230	x-07-105-230
240	x-07-100-240	x-07-101-240	x-07-102-240	x-07-103-240	x-07-104-240	x-07-105-240
250	x-07-100-250	x-07-101-250	x-07-102-250	x-07-103-250	x-07-104-250	x-07-105-250
260	x-07-100-260	x-07-101-260	x-07-102-260	x-07-103-260	x-07-104-260	x-07-105-260
270	x-07-100-270	x-07-101-270	x-07-102-270	x-07-103-270	x-07-104-270	x-07-105-270
280	x-07-100-280	x-07-101-280	x-07-102-280	x-07-103-280	x-07-104-280	x-07-105-280
290	x-07-100-290	x-07-101-290	x-07-102-290	x-07-103-290	x-07-104-290	x-07-105-290
300	x-07-100-300	x-07-101-300	x-07-102-300	x-07-103-300	x-07-104-300	x-07-105-300
310	x-07-100-310	x-07-101-310	x-07-102-310	x-07-103-310	x-07-104-310	x-07-105-310
320	x-07-100-320	x-07-101-320	x-07-102-320	x-07-103-320	x-07-104-320	x-07-105-320
330	x-07-100-330	x-07-101-330	x-07-102-330	x-07-103-330	x-07-104-330	x-07-105-330
340	x-07-100-340	x-07-101-340	x-07-102-340	x-07-103-340	x-07-104-340	x-07-105-340
350	x-07-100-350	x-07-101-350	x-07-102-350	x-07-103-350	x-07-104-350	x-07-105-350
360	x-07-100-360	x-07-101-360	x-07-102-360	x-07-103-360	x-07-104-360	x-07-105-360
370	x-07-100-370	x-07-101-370	x-07-102-370	x-07-103-370	x-07-104-370	x-07-105-370
380	x-07-100-380	x-07-101-380	x-07-102-380	x-07-103-380	x-07-104-380	x-07-105-380
390	x-07-100-390	x-07-101-390	x-07-102-390	x-07-103-390	x-07-104-390	x-07-105-390
400	x-07-100-400	x-07-101-400	x-07-102-400	x-07-103-400	x-07-104-400	x-07-105-400
410	x-07-100-410	x-07-101-410	x-07-102-410	x-07-103-410	x-07-104-410	x-07-105-410
420	x-07-100-420	x-07-101-420	x-07-102-420	x-07-103-420	x-07-104-420	x-07-105-420
430	x-07-100-430	x-07-101-430	x-07-102-430	x-07-103-430	x-07-104-430	x-07-105-430
440	x-07-100-440	x-07-101-440	x-07-102-440	x-07-103-440	x-07-104-440	x-07-105-440




**Wkręt blokujący samogwintujący Ø 6,5 mm  
Self tapping locking screws  
X-01-85-xx**

**LUB/OR**

**Zespoły blokujące Locking set  
50-105 mm  
X-01-66-xx**



**Śruba zaślepiająca End cap  
X-07-95-05**



RANGE (mm)	REF
50-60	x-01-66-50
60-75	x-01-66-60
70-85	x-01-66-70
80-95	x-01-66-80
90-105	x-01-66-90

Romiar Size	REF
0	x-07-95-40
+5	x-07-95-41
+10	x-07-95-42
+15	x-07-95-43
+20	x-07-95-44
+25	x-07-95-45
+30	x-07-95-46


Gwoździe są dostępne dla długości L = 140 - 600 mm, skok co 5 mm, ostatni człon numeru katalogowego oznacza długość w [mm]. Gwoździe są dostępne również dla średnic D: 8 - 19 mm  
Available in lengths L = 140 - 600 mm, last part of catalogue number is length in [mm]. Available also for diameter D: 8 - 19 mm

**ŚRUBY I WKRETY BLOKUJĄCE DLA GWOŹDZI BLOKOWANYCH  
LOCKING SCREWS FOR INTERLOCKING NAILS**



**Śruba szyjkowa kompletna  $\varnothing$  11 mm**  
Lag screw, complete  $\varnothing$ 11 mm

L (mm)	REF
70	x-07-161-70
75	x-07-161-75
80	x-07-161-80
85	x-07-161-85
90	x-07-161-90
95	x-07-161-95
100	x-07-161-100
105	x-07-161-105
110	x-07-161-110
115	x-07-161-115
120	x-07-161-120
125	x-07-161-125



**Śruba szyjkowa teleskopowa kompletna  $\varnothing$  11 mm  
ze śrubą kompresyjną M4**  
Telescopic lag screw, complete  $\varnothing$ 11 mm  
with M4 compression screw

L (mm)	REF
70	x-07-154-70
75	x-07-154-75
80	x-07-154-80
85	x-07-154-85
90	x-07-154-90
95	x-07-154-95
100	x-07-154-100
105	x-07-154-105
110	x-07-154-110
115	x-07-154-115
120	x-07-154-120
125	x-07-154-125

**ŚRUBY I WKRĘTY BLOKUJĄCE DLA GWOŹDZI BLOKOWANYCH  
LOCKING SCREWS FOR INTERLOCKING NAILS**

L (mm)	REF	L (mm)	REF
40	x-01-84-40	95	x-01-84-95
45	x-01-84-45	100	x-01-84-100
50	x-01-84-50	105	x-01-84-105
55	x-01-84-55	110	x-01-84-110
60	x-01-84-60	115	x-01-84-115
65	x-01-84-65	120	x-01-84-120
70	x-01-84-70	125	x-01-84-125
75	x-01-84-75	130	x-01-84-130
80	x-01-84-80	135	x-01-84-135
85	x-01-84-85	140	x-01-84-140
90	x-01-84-90		




▲  
**Wkręt blokujący trzonowy ø 6,5 mm**  
Molar locking screw ø6,5 mm

L (mm)	REF
65	x-01-162-65
70	x-01-162-70
75	x-01-162-75
80	x-01-162-80
85	x-01-162-85
90	x-01-162-90
95	x-01-162-95
100	x-01-162-100
105	x-01-162-105
110	x-01-162-110
115	x-01-162-115
120	x-01-162-120
125	x-01-162-125



▲  
**Wkręt derotacyjny trzonowy ø 6,5 mm**  
Molar anti-rotation screw ø6,5 mm

L (mm)	REF
65	x-01-163-65
70	x-01-163-70
75	x-01-163-75
80	x-01-163-80
85	x-01-163-85
90	x-01-163-90
95	x-01-163-95
100	x-01-163-100
105	x-01-163-105
110	x-01-163-110
115	x-01-163-115
120	x-01-163-120
125	x-01-163-125



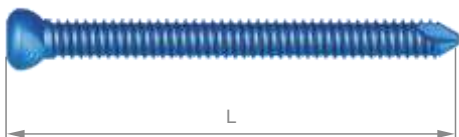
▲  
**Wkręt derotacyjny trzonowy ø 6,5 mm kaniulowany**  
Molar cannulated anti-rotation screw ø6,5 mm

L (mm)	REF
65	x-07-155-65
70	x-07-155-70
75	x-07-155-75
80	x-07-155-80
85	x-07-155-85
90	x-07-155-90
95	x-07-155-95
100	x-07-155-100
105	x-07-155-105
110	x-07-155-110
115	x-07-155-115
120	x-07-155-120
125	x-07-155-125




▲  
**Pin derotacyjny ø 4,0 mm**  
Anti-rotation pin ø4,0 mm

**ŚRUBY I WKRETY BLOKUJĄCE DLA GWOŹDZI BLOKOWANYCH  
LOCKING SCREWS FOR INTERLOCKING NAILS**




**Wkręt blokujący samogwintujący  $\varnothing$  5,0 mm**  
Self tapping locking screw  $\varnothing$ 5,0 mm

L (mm)	REF	L (mm)	REF
26	x-01-88-26	64	x-01-88-64
28	x-01-88-28	66	x-01-88-66
30	x-01-88-30	68	x-01-88-68
32	x-01-88-32	70	x-01-88-70
34	x-01-88-34	72	x-01-88-72
36	x-01-88-36	74	x-01-88-74
38	x-01-88-38	76	x-01-88-76
40	x-01-88-40	78	x-01-88-78
42	x-01-88-42	80	x-01-88-80
44	x-01-88-44	82	x-01-88-82
46	x-01-88-46	84	x-01-88-84
48	x-01-88-48	86	x-01-88-86
50	x-01-88-50	88	x-01-88-88
52	x-01-88-52	90	x-01-88-90
54	x-01-88-54	92	x-01-88-92
56	x-01-88-56	94	x-01-88-94
58	x-01-88-58	96	x-01-88-96
60	x-01-88-60	98	x-01-88-98
62	x-01-88-62	100	x-01-88-100



**Wkręt blokujący samogwintujący  $\varnothing$  4,5 mm**  
Self tapping locking screw  $\varnothing$ 4,5 mm

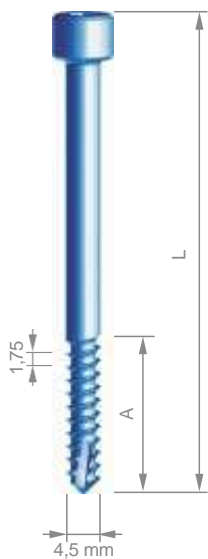
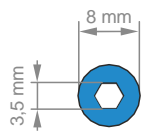
L (mm)	REF	L (mm)	REF
26	x-01-86-26	64	x-01-86-64
28	x-01-86-28	66	x-01-86-66
30	x-01-86-30	68	x-01-86-68
32	x-01-86-32	70	x-01-86-70
34	x-01-86-34	72	x-01-86-72
36	x-01-86-36	74	x-01-86-74
38	x-01-86-38	76	x-01-86-76
40	x-01-86-40	78	x-01-86-78
42	x-01-86-42	80	x-01-86-80
44	x-01-86-44	82	x-01-86-82
46	x-01-86-46	84	x-01-86-84
48	x-01-86-48	86	x-01-86-86
50	x-01-86-50	88	x-01-86-88
52	x-01-86-52	90	x-01-86-90
54	x-01-86-54	92	x-01-86-92
56	x-01-86-56	94	x-01-86-94
58	x-01-86-58	96	x-01-86-96
60	x-01-86-60	98	x-01-86-98
62	x-01-86-62	100	x-01-86-100



**Wkręt korowy samogwintujący  $\varnothing$  3,5 mm**  
Self tapping cortical screw  $\varnothing$ 3,5 mm

L (mm)	REF
10	x-01-51-10
12	x-01-51-12
14	x-01-51-14
16	x-01-51-16
18	x-01-51-18
20	x-01-51-20
22	x-01-51-22
24	x-01-51-24
26	x-01-51-26
28	x-01-51-28
30	x-01-51-30
32	x-01-51-32
34	x-01-51-34


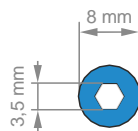




**WKREŃ BLOKUJĄCY TRZONOWY  
samogwintujący  
LOCKING SHAFT SCREW  
self-tapping  
ø 4,5 x 1,75 mm**



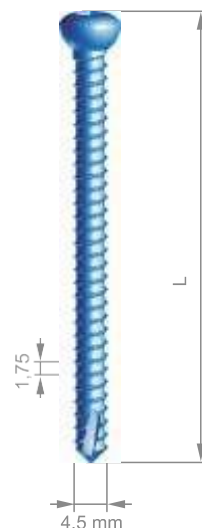
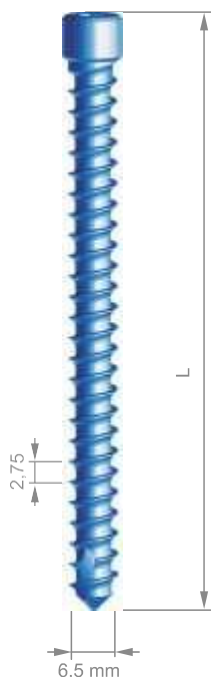
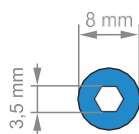
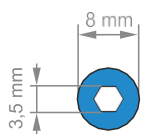
L (mm)	A (mm)	⊙	L (mm)	A (mm)	⊙
26	12	x-01-81-26	64	20	x-01-81-64
28	12	x-01-81-28	66	20	x-01-81-66
30	12	x-01-81-30	68	20	x-01-81-68
32	12	x-01-81-32	70	20	x-01-81-70
34	12	x-01-81-34	72	20	x-01-81-72
36	16	x-01-81-36	74	20	x-01-81-74
38	16	x-01-81-38	76	20	x-01-81-76
40	16	x-01-81-40	78	20	x-01-81-78
42	16	x-01-81-42	80	20	x-01-81-80
44	16	x-01-81-44	82	20	x-01-81-82
46	16	x-01-81-46	84	20	x-01-81-84
48	16	x-01-81-48	86	20	x-01-81-86
50	18	x-01-81-50	88	20	x-01-81-88
52	18	x-01-81-52	90	20	x-01-81-90
54	18	x-01-81-54	92	20	x-01-81-92
56	18	x-01-81-56	94	20	x-01-81-94
58	18	x-01-81-58	96	20	x-01-81-96
60	18	x-01-81-60	98	20	x-01-81-98
62	18	x-01-81-62	100	20	x-01-81-100



**WKREŃ BLOKUJĄCY TRZONOWY  
samogwintujący  
LOCKING SHAFT SCREW  
self-tapping  
ø 6,5 x 2,75 mm**



L (mm)	⊙
40	x-01-84-40
45	x-01-84-45
50	x-01-84-50
55	x-01-84-55
60	x-01-84-60
65	x-01-84-65
70	x-01-84-70
75	x-01-84-75
80	x-01-84-80
85	x-01-84-85
90	x-01-84-90
95	x-01-84-95
100	x-01-84-100
105	x-01-84-105
110	x-01-84-110
115	x-01-84-115
120	x-01-84-120
125	x-01-84-125
130	x-01-84-130
135	x-01-84-135
140	x-01-84-140



**WKREŃ BLOKUJĄCY  
samogwintujący  
LOCKING SCREW  
self-tapping  
ø 6,5 mm**

**WKREŃ BLOKUJĄCY  
samogwintujący  
LOCKING SCREW  
self-tapping  
ø 4,5 mm**



L (mm)	⊙	L (mm)	⊙
40	x-01-85-40	82	x-01-85-82
42	x-01-85-42	84	x-01-85-84
44	x-01-85-44	86	x-01-85-86
46	x-01-85-46	88	x-01-85-88
48	x-01-85-48	90	x-01-85-90
50	x-01-85-50	92	x-01-85-92
52	x-01-85-52	94	x-01-85-94
54	x-01-85-54	96	x-01-85-96
56	x-01-85-56	98	x-01-85-98
58	x-01-85-58	100	x-01-85-100
60	x-01-85-60	102	x-01-85-102
62	x-01-85-62	104	x-01-85-104
64	x-01-85-64	106	x-01-85-106
66	x-01-85-66	108	x-01-85-108
68	x-01-85-68	110	x-01-85-110
70	x-01-85-70	112	x-01-85-112
72	x-01-85-72	114	x-01-85-114
74	x-01-85-74	116	x-01-85-116
76	x-01-85-76	118	x-01-85-118
78	x-01-85-78	120	x-01-85-120
80	x-01-85-80		

L (mm)	⊙	L (mm)	⊙
16	x-01-86-16	60	x-01-86-60
18	x-01-86-18	62	x-01-86-62
20	x-01-86-20	64	x-01-86-64
22	x-01-86-22	66	x-01-86-66
24	x-01-86-24	68	x-01-86-68
26	x-01-86-26	70	x-01-86-70
28	x-01-86-28	72	x-01-86-72
30	x-01-86-30	74	x-01-86-74
32	x-01-86-32	76	x-01-86-76
34	x-01-86-34	78	x-01-86-78
36	x-01-86-36	80	x-01-86-80
38	x-01-86-38	82	x-01-86-82
40	x-01-86-40	84	x-01-86-84
42	x-01-86-42	86	x-01-86-86
44	x-01-86-44	88	x-01-86-88
46	x-01-86-46	90	x-01-86-90
48	x-01-86-48	92	x-01-86-92
50	x-01-86-50	94	x-01-86-94
52	x-01-86-52	96	x-01-86-96
54	x-01-86-54	98	x-01-86-98
56	x-01-86-56	100	x-01-86-100
58	x-01-86-58		