

Thermal Test LED

General information

Subject : IZYLUM 3 - 60 led's LH351C - OSRAM 100W driver 550mA - Nema - CL II

Asked by : SZÜGYI János Péter

Created on : 15/11/2019

Started on : 19/11/2019

Test number : D191063

Reference norm : IEC/EN 60598-1; 60598-2-3; 60598-2-5 Standards

Sample(s) : E190757

Folder : P-F19086

Test conditions

Luminaire : IZYLUM 3

Number of LED : 60

LED : Samsung LH351C

Driver : Optotronic OT100/120-277/800 2DIM LT2 P / 00-14-566

Number of driver(s) : 1


Driver info : Tc (max) 85°C

Driver current (mA) : 550

SPD : Izylhub full control Fuse CLII 01-01-810

Junction Temperature measurement method : Junction temperature measurement by base temperature measurement and electrical measurement. $T^{\circ}j = T^{\circ}b + R_{jb} \times P_{led}$

Operator : KOY Fiston



IMG_5455

Conclusion



Informative

Conclusion :

$\Delta T_s < 80^{\circ}C$ no risk of solder crack

Ta: 55°C limited by driver; according IEC 60598-2-3 and IEC 60598-2-5 (outdoor use only)

Ta: 45°C limited by driver; indoor use and UL standard

Tq: 30°C limited by driver; according IEC 62722-2-1

Tq given for 100 khrs of lifetime

Validated by :
GHYSENS Gilles

Duplicate to : SZÜGYI János Péter, HORVÁTH Csaba, BEDŐ
Péter, BOS Peter
LAB : 27/11/2019

D191063

1/3

Test(s) details

Test(s)

Name	Description	Result
Test @ 550mA		Informative


Test @ 550mA

Result(s)


	Ts1	Ts2 & Tp1	Ts3	Ts4 & Tp2	Ts5	Ts6 & Tp3	Tc driver	Ta SPD	Ta Body
T° limite							85 °C	70 °C	90 °C
Junction T°	71.8 °C	72.2 °C	72.9 °C	72.0 °C	71.5 °C	72.9 °C			
Thermocouple T°	67.2 °C	67.6 °C	68.2 °C	67.3 °C	66.9 °C	68.3 °C	64.2 °C	37.1 °C	38.1 °C
Room	24.7 °C	24.7 °C	24.7 °C	24.7 °C	24.7 °C	24.7 °C	24.7 °C	24.7 °C	24.7 °C
E led	2.82V	2.82V	2.82V	2.82V	2.82V	2.82V			
I led	0.553A	0.553A	0.553A	0.553A	0.553A	0.553A			
P led	1.56W	1.56W	1.56W	1.56W	1.56W	1.56W			
Rth jonction-base	3.0 °C	3.0 °C	3.0 °C	3.0 °C	3.0 °C	3.0 °C			
Heating							39.5 K	12.4 K	13.4 K
Δ Ts	42.5 K	42.9 K	43.5 K	42.6 K	42.2 K	43.6 K			

Primary EM		Secondary EM dr1	
U	230.0V	U	169.3V
I	0.460A	I	0.553A
P	103.6 W	P	93.6 W
PF	0.979		
Efficiency	90%		

Annex(es)



IMG_5341



IMG_5368

Test room temperature (°C) : 24.7

Measurement equipment :

Keithley with thermocouples type K (E097)
Norma 4000 (E110)
APT (E102)

Quantities measured :

Qualification of the thermal limits and measurement of the electrical behavior of a luminaire according to PT-S-07

Uncertainties :

Statement of uncertainties (K=2, 95% of confidence level):

Temperature: 0,6 °K
Voltage (AC): 0,33%
Current (AC): 0,33 %
Power (AC): 0,27%
Voltage (DC): 0,3 %
Current (DC): 0,3%
Power (DC): 0,23%
Anemometer: $\pm 0,27$ m/s

Decision rules :

No pass/fail criteria applied on electrical measurements

Pass/fail criteria on thermal qualification

At the announced T_a , no component is above its maximum limit of operation reduced by the uncertainty on the temperature measurement: pass

At the announced T_a , at least 1 component is above its maximum limit of operation augmented by the uncertainty on the temperature measurement: fail

At the announced T_a , at least 1 component is at its maximum limit of operation \pm the uncertainty on the temperature measurement and no other component is above its maximum limit of operation augmented by the uncertainty on the temperature measurement: pass with remark

According to IEC 60598-2-3 and IEC 60598-2-5 Standards, the maximum limit of every component can be augmented by 10 K provided that the luminaire is intended for outdoor use only.

At the announced T_q , no component is above its selected performance limit of operation reduced by the uncertainty on the temperature measurement: pass

At the announced T_q , at least 1 component is above its selected performance limit of operation augmented by the uncertainty on the temperature measurement: fail

At the announced T_q , at least 1 component is at its selected performance limit of operation \pm the uncertainty on the temperature measurement and no other component is above its selected performance limit of operation augmented by the uncertainty on the temperature measurement: pass with remark

According to IEC 62722-2-1, the selected performance limit cannot be augmented by 10 K even if the luminaire is intended for outdoor use.

Any T_a/T_q defined value will be rounded down to the nearest multiple of 5.

End of test report :
