

Coatron® A4

Fully automated Hemostasis Analyzer

Made in Germany
REF: 80 900 00



- ▶ Easy operation
- ▶ Multi languages
- ▶ Highly reliable
- ▶ Four channels
- ▶ Fully optical detection
- ▶ Clotting, chromogenic and immunturbidimetric methods
- ▶ Autosense optics to reduce interferences of Bilirubin and Hemoglobin
- ▶ Approved clotting algorithm with biphasic waveform analysis
- ▶ Batch and Random Access
- ▶ High throughput
- ▶ Emergency (STAT) mode
- ▶ Laser Barcode reader for samples and reagents
- ▶ Liquid Level sense
- ▶ Cap piercing
- ▶ Compact construction
- ▶ Operation as open or closed system

TECO

Innovation in Coagulation

Coatron® A4

Fully automated Hemostasis Analyzer



1 Keyboard

Numerical und function keys for easy controlling of the instrument, as well quick setup of all individual tests.

2 Grafic display

128 x 128 dot matrix
Blue backlight

3 Cuvette waste drawer

Removable waste drawer for fast removing of used cuvettes

4 Cuvette tower

For load of 45 cuvettes: enough for 180 tests, continuous loadable

5 Printer (back side)

Thermal printer for quick printout of results, system analysis, test setups etc.

6 Liquid handling

x-y-z robotic system with special Cap Piercing probe, Level sense. Autoskip function for empty reagent vials. Special clean solution and software program to avoid carry over from sample to sample, sample to reagent and reagent to reagent to.

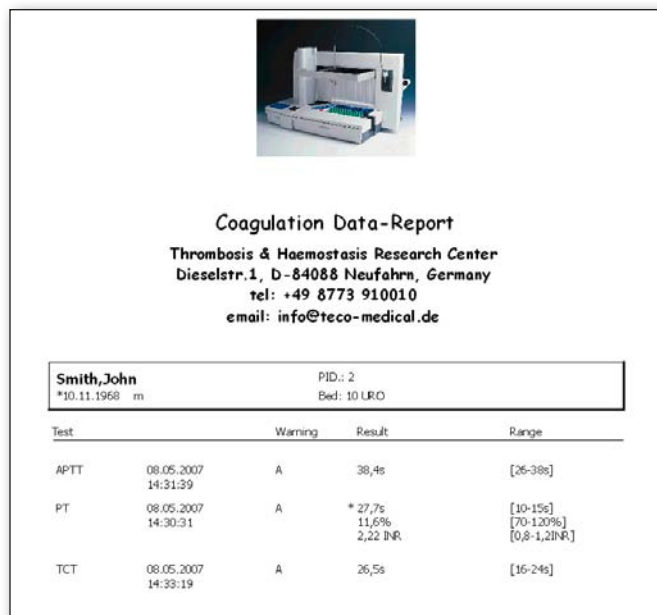
TECAM PROLIS

For Microsoft Windows™ XP/Vista

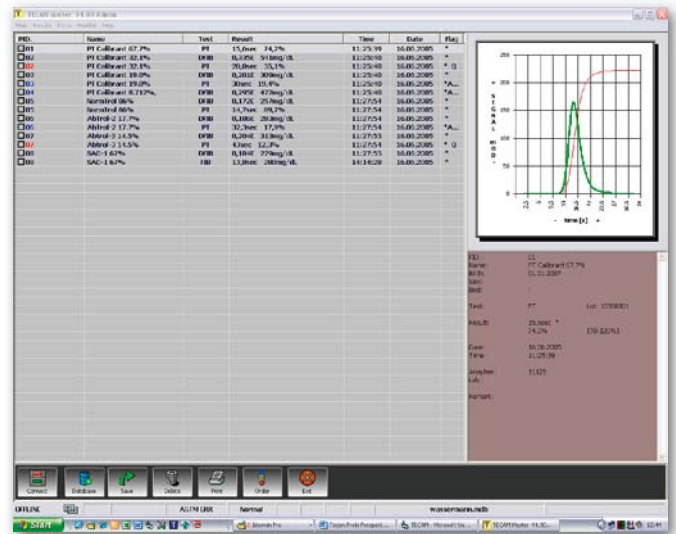
Software for TECO Coatron® A4 Analyzer

- New features for Coatron® A4
- Intuitive and easy one click operation
- Database up to 1 Mio results
- Worklist management
- Bidirectional ASTM interface to LIMS
- Multi-lingual (Chinese+ Russian included)
- Reaction curve display
- Powerful filter and patient report engine
- QC with Levey-Jennings and Westgard rules

TECAM PROLIS is a perfect and user friendly tool to combine laboratory data management, quality control and research purpose in one. The Worklist management allows defining orders much faster and flexible then on the instrument itself. Powerful filter functions will help to create any report. Levey-Jennings graph and Westgard analysis are used for quality control monitoring. An ASTM interface is included, which allows to link over LAN network with the laboratory information system.



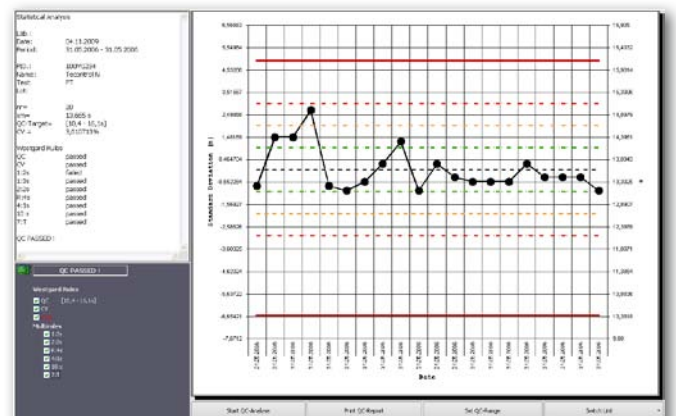
Create reports with a click. Powerful filter functions will help to select just specific results. (e.g. day report, report the last 30 days of patient xyz, report all D-Dimer results of last year which are positive)



Receive results from instrument including the reaction curve which will help to validate before saving them into the database.

POS.	PID.	Name	PT	DFIB	APTT	FIB	AT	TT11	VT	DD	HEP
35		QC									
01	0002	Control-2	PT		APTT	FIB					
02	00602004	Akratou, John	PT		APTT						
03	00702004	Terzides	PT		APTT	FIB					
04	00732004	Triadafiou	PT		APTT	FIB					DD
05	00742004	Mourtzou	PT		APTT	FIB					
06	00752004	Xanthous	PT		APTT	FIB	AT				HEP
07											
08											
09											
10											
11											
12											
13											
14											
15											
16											
17											
18											
19											
20											
21											

Create or receive orders from LIMS and send them to instrument.



Results can be displayed in a Levey-Jennings graph and analysed with Westgard rules. This tool can be used for QC but also for powerful patient monitoring (e.g. last 30 PT of patient)

TECAM PROLIS

For Microsoft Windows™ XP/Vista

► Recommended system requirements:

Microsoft XP, CPU 1.5 GHZ, 1GB RAM, Graphic 1280x1024

► Support instruments

Coatron® A4 and OEM's

► Instrument Interface

Serial RS232, 115000 Baud, 8,1,N

Bidirectional for results, including reaction curve and orders.

► ASTM Interface

Protocol: ASTM E1381-94; E1394-97

Communication: TCP/IP (network, LAN)

Bidirectional for results, including reaction curve and orders.

► Intuitive handling

One click principle for data collection, filtering, reporting or QC

► Multi lingual

English, Spanish, Italian, Portuguese, Russian, Greek, Chinese, further languages possible.

► Database

Manage over 1 Mio results and patient information in one database.

► Data fields for:

Date, patient (Id, name, sex, birth, bed, station), test, results (s, %, INR), reaction curve, Flags, error, comment, reagent-LOT, patient-memo, analyser SN., ranges (QC + normal)

► Database functions:

Create, Switch, Backup, Compress, Import, Export, Replace or fill data

► Complete Traceability by one click

Review for Date, PID, Test, and QC by one click

► Reporting

Make reports by one click. Use multi-filter or presets to generate specific reports (e.g. show results of specific patient of all PT within the last 30 days)

► Worklist management

Create, load, save, repeat, receive and send. Positive patient identification by barcode validation. USB barcode scanner supported. Up to 3 different profiles. Max 8 tests per profile. Preset for up to 6 different QC samples.

► Flexible multi filter

Combine every data field:

PID=1234+ Date=today + Test=FIB + Result< 200mg/gL + Reagent LOT = 1234 + etc)

► Filter Presets:

Today; last 7, 15, 30, 180, 360 days; morning, afternoon; only QC etc.

► Statistical analyse for QC or patients

Filter any data (e.g. Patient XYZ, only PT, last 30days), and visualize them with Levey Jenning diagram with one click.

Analyse data with Westgard Multirules. Define QC or Patient ranges.

► Research

Curve analysis, Tecmoni transmission, Export data, grids, charts, curves to PDF, XLS, TXT or HTML file

► Tecmoni transmission

This tools allows to visualize all optic channels in real-time.

It is perfect for enhanced curve analysis and used in many research laboratories. With Tecmoni the reaction curves can also sent back to instrument. Especially for developing new test application and instrument firmware, this will save a lot of reagent and time.

► Security

Operator can login as Administrator or user in order to control and manage the database with different access rights

► Online update



Innovation in Coagulation

Coatron® A4

Fully automated Hemostasis Analyzer

7 Pump/syringe

Maximum volume: 1000 µl
Minimum volume: 3 µL
Long life syringe
Easy to replace and maintain

8 Rinse container (back side)

Containing 1,25 Liter high quality rinse solution for flushing the probe after each pipette circle.

9 Reagent block

4 positions heated at 37°C
2 positions at room temp.
6 positions cooled
3 positions for prewarm

10 System block

5 positions heated at 37°C
for Buffers, Clean solution and Flush position for the probe, inside and outside
Separate STAT position for immediate Emergency

11 Sample racks

2 racks with 12 positions each, suitable for most common primary tubes.
Every position have individual bar code for positive sample identification

12 Barcode

Laser Barcode Scanner for quick and accurate identification of all Common Barcodes

13 Liquid waste drawer

Contain container for collection liquid waste
Volume: 1,25 Liter max.

14 Trolley (Option)

For mobile usage and enlarged waste management (big box for used cuvettes and large container for liquid waste)
Lift-up plate for sample preparation (more work area)
Moveable plate for easy replacement of box and container
Additional drawer for accessories and spare parts

Special features of the Coatron® A4:

System

- ▶ Ultraviolet light (400 nm). The measurement amplification is adapted Photometric measurement principle with high-resolution 4-channel optics, automatically to the methods used. Extraneous and scattered light energy is absorbed.
- ▶ High-precision XYZ pipetting system with liquid level sensor
- ▶ Long living and flexible Cap Piercing needle for primary tubes such as BD Vacutainer® or Sarstedt Monovette®.
- ▶ Integrated ID-barcode reader
- ▶ Bi-directional Interface for PC-Link to LIS.
- ▶ Optional trolley to enlarge the waste management
- ▶ Integrated graphical thermal printer
- ▶ Heated and cooled positions for reagents
- ▶ Integrated drawers for consumables

Software

- ▶ Approved and highly accurate detection algorithm based on optical density. The clotting time is defined at the turning point of reaction.
- ▶ An intuitive TECO familiar graphical user interface with „Plug and Go“ feeling.
- ▶ Multi language dialogue. (English, German and other)
- ▶ Random access scheduler. Profiles can be performed as batch or selective.
- ▶ Positive sample identification (ID and rack position) either manual or with barcode scanner
- ▶ Fast and easy processing of STAT samples

- ▶ Free programmable test protocols to change or adapt new tests
- ▶ Calculation of activity %, INR, Ratio, g/L, mg/dL and more.
- ▶ Calibration curve can be identified with up to 6 points per test. The results can be calculated with regression line analysis or linear interpolation.
- ▶ Single or double determinations
- ▶ Simple firmware update

Special Functions

- ▶ Automatic plasma dilutions up to 1:100
- ▶ Automatic cleaning cycles
- ▶ Automatic test calibration routines
- ▶ Automatic quality control
- ▶ Automatic or manual printout
- ▶ Automatic test skip, if reagent run out.
- ▶ Quality control according to Westgard rules *
- ▶ Result traceability *
- ▶ Patient monitoring for long time periods *
- ▶ Reaction curve monitoring *

Economic

- ▶ Half volume procedures resulting in 50% cost savings.
- ▶ Reagent dead volume is below 300 µL
- ▶ Very economic consumption of rinse and cleaning solution.
- ▶ Cuvette with no mixing bars, etc.
- ▶ All critical system parameters are monitored and make the instrument nearly free of service.

Coatron® A4

Fully automated Hemostasis Analyzer



Tests on board:

PT
APTT
TT
Fibrinogen Clauss
Fibrinogen derived
Factor II
Factor V
Factor VII
Factor VIII
Factor IX
Factor X
Factor XI
Factor XII
Protein C
Protein S
LA Screen (DRVVT)
LA Confirm (DRVVT)
Activated Protein C resistance
Heparin
Antithrombin
D-Dimer

Calculated units

%, R, INR, mg/dl, µg/L

Technical specification

Dimension
85 x 60 x 70 cm

Weight
50 kg

Power input
90-240 Vac / 50-60 Hz

Ambient conditions
18°C – 30°C
20 to 80% RH.
no direct sunlight



Optional available

- ▶ Trolley (for enlarged waste management)
- ▶ Complete Cover protection
- ▶ TECAM PRO – Research, QC, and Patient management software
- ▶ TECAM PRO LIS - Research, QC and Patient management software with LIS Module

Delivery package

- 1 Coatron® A4
- 1 Power cord
- 100 Cuvettes, 4 pos/ea
- 10 Reagent container Ø 22,5
- 10 Reagent tubes Ø 13
- 10 Plasma tubes Ø 16
- 4 Magnetic stirrer
- 1 Rinse Solution, 1,25 L
- 1 Clean solution, 50 mL
- 1 Thermal paper roll
- 1 Waste container
- 1 Reagent adapter Ø 22,5
- 2 Plasma adapter Ø 16
- 1 Operation manual
- 1 CE Conformity declaration
- 1 Service CD
- 1 Download cable
- 1 Screw driver, small
- 1 Flat wrench, size 8

TECO

Innovation in Coagulation

TECO Medical Instruments,
Production + Trading GmbH

Dieselstr. 1
D-84088 Neufahrn NB.
Germany

Fon: +49-(0)87 73 - 91 00 10
Fax: +49-(0)87 73 - 91 00 11
Email: info@teco-gmbh.com
Web: www.teco-gmbh.com