	Document Owner Department: QC	MBD-BT-SPEC-0838
		Page 1 of 4
<b>OXOID QUALITY ASSURANCE PRODUCT SPECIFICATION</b>		
<b>BRILLIANCE™ LISTERIA AGAR BASE (ISO) CM1212</b>		

**BRILLIANCE™ LISTERIA AGAR BASE (ISO)**

**CM1212**

**Typical Formula\***

Enzymatic digest of animal tissues	grams per litre	18.0
Enzymatic digest of casein		6.0
Yeast extract		10.0
Sodium pyruvate		2.0
Glucose		2.0
Magnesium glycerophosphate		1.0
Magnesium sulphate (anhydrous)		0.5
Sodium chloride		5.0
Lithium chloride		10.0
Di-sodium hydrogen phosphate (anhydrous)		2.5
5-Bromo-4-chloro-3-indolyl-β-D-glucopyranoside		0.05
Agar		12.0


\* adjusted as required to meet performance standards

**Directions**

Suspend 34.5g in 480ml of distilled water. Mix well and sterilize by autoclaving at 121°C for 15 minutes. Cool to 48°C. Aseptically add the contents of 1 vial of Brilliance™ Listeria Selective Supplement (ISO) (SR0257E) reconstituted as directed, and 1 vial of Brilliance™ Listeria Differential Supplement (ISO) (SR0258E) warmed to 48°C. Mix well and pour into sterile Petri dishes.

**Physical Characteristics**

Straw, free-flowing powder  
 Colour on reconstitution - orange/brown  
 Moisture level - less than or equal to 7%  
 pH 7.2 ± 0.2 at 25°C  
 Clarity - clear  
 Gel strength - firm, comparable to 12.0g/litre of agar

	Document Owner Department: QC	MBD-BT-SPEC-0838
		Page 2 of 4
<b>OXOID QUALITY ASSURANCE PRODUCT SPECIFICATION</b>		
<b>BRILLIANCE™ LISTERIA AGAR BASE (ISO) CM1212</b>		

### Microbiological Tests Using Optimum Inoculum Dilution

Control Media: Tryptone Soya Agar, Columbia Blood Agar Base enriched with 5% v/v horse blood or Sabouraud Dextrose Agar, where appropriate

Tested with the addition of Brilliance™ Listeria Selective Supplement (ISO) SR0257 and Brilliance™ Listeria Differential Supplement (ISO) SR0258

### Reactions after incubation at 37 ± 2°C for 24 ± 2 hours

Medium is challenged with 30-120 colony-forming units

<i>Listeria monocytogenes</i>	NCTC11994	0.5-2mm blue-green colonies with halo
<i>Listeria monocytogenes</i>	ATCC®7644	0.5-2mm blue-green colonies with halo

A satisfactory result is represented by recovery of positive strains equal to or greater than 50% of the control medium.

### Reactions after incubation at 37 ± 2°C for 48 ± 4 hours

Medium is challenged with 30-120 colony-forming units

<i>Listeria monocytogenes</i>	NCTC11994	1-3mm blue-green colonies with halo
<i>Listeria monocytogenes</i>	ATCC®7644	1-3mm blue-green colonies with halo
<i>Listeria ivanovii</i>	NCTC12701	0.5-3mm blue-green colonies with or without halo

A satisfactory result is represented by recovery of positive strains equal to or greater than 70% of the control medium. For *Listeria ivanovii* NCTC12701, a satisfactory result is represented by recovery equal to or greater than 50% of the control medium.

Medium is challenged with 1E+04 to 1E+05 colony-forming units


<i>Bacillus cereus</i>	ATCC®10876	No growth or 1-2mm cream/blue colonies
<i>Staphylococcus aureus</i>	ATCC®25923	No growth or 0.5-1mm yellow colonies
<i>Saccharomyces cerevisiae</i>	ATCC®9763	No growth or 1-2mm cream/blue colonies

Negative strains are inhibited or shall produce at least a 2 log(10) reduction when compared to the control medium.

Medium is challenged with 1E+04 to 1E+06 colony-forming units

<i>Proteus mirabilis</i>	NCTC10975	No growth
--------------------------	-----------	-----------

Negative strains are inhibited.

	Document Owner Department: QC	MBD-BT-SPEC-0838
		Page 3 of 4
<b>OXOID QUALITY ASSURANCE PRODUCT SPECIFICATION</b>		
<b>BRILLIANCE™ LISTERIA AGAR BASE (ISO) CM1212</b>		

**Testing performed in accordance with ISO11133:2014**

Table B.1

ISO Standard 11290-1:2017 tested with the addition of Brilliance™ Listeria Selective Supplement (ISO) SR0257 and Brilliance™ Listeria Differential Supplement (ISO) SR0258

**Reactions after incubation at 37 ± 2°C for 24 ± 2 hours**

Medium is challenged with 50-120 colony-forming units

*Listeria monocytogenes*      ATCC®13932    WDCM00021    0.5-2mm blue-green colonies with halo

A satisfactory result is represented by recovery of positive strains equal to or greater than 50% of the control medium.

**Reactions after incubation at 37 ± 2°C for 48 ± 4 hours**

Medium is challenged with 50-120 colony-forming units

*Listeria monocytogenes*      ATCC®13932    WDCM00021    1-3mm blue-green colonies with halo  
*Listeria monocytogenes*      ATCC®35152    WDCM00109    1-3mm blue-green colonies with halo

A satisfactory result is represented by recovery of positive strains equal to or greater than 70% of the control medium.

Medium is challenged with 1E+03 to 1E+04 colony-forming units


*Listeria innocua*                      ATCC®33090    WDCM00017    0.5-3mm blue-green colonies without halo

A satisfactory result is represented by good growth with a negative diagnostic reaction.

Medium is challenged with 1E+04 to 1E+06 colony-forming units

*Escherichia coli*                      ATCC®25922    WDCM00013    No growth  
*Escherichia coli*                      ATCC®8739      WDCM00012    No growth  
*Enterococcus faecalis*              ATCC®29212    WDCM00087    No growth  
*Enterococcus faecalis*              ATCC®19433    WDCM00009    No growth

Negative strains are inhibited.

	Document Owner Department: QC	MBD-BT-SPEC-0838
		Page 4 of 4
<b>OXOID QUALITY ASSURANCE PRODUCT SPECIFICATION</b>		
<b>BRILLIANCE™ LISTERIA AGAR BASE (ISO) CM1212</b>		

### Revision History

Section / Step	Description of Change	Reason for Change	Reference
Physical Characteristics	Clarity change from opaque to clear	Change control	MOC-2023-0118