



SCHLUNBOHN

SMI
MEDICAL

Device for safe treatment of biohazard
and infectious waste

TRUSTER



Benefit from our experience in manufacturing, consulting, sales, project planning, service and state-of-the-art equipment technology so that you can concentrate on your core tasks



TRUST

WELCOME

As a manufacturer of steam sterilizers, washer disinfectors, stainless steel furniture and systems for the treatment of medical waste, we supply hospitals and laboratories worldwide with our medical and laboratory technology. A total of more than 120 highly qualified employees work on our production sites in Germany and Italy.

The correct determination of requirements and the preparation of planning proposals are an absolute must. Professional project support right up to installation and commissioning is just as much a part of this as customer service, which follows on seamlessly. With our solutions you not only get technically mature systems, but also the assurance that you have a professional partner who takes care of your smooth functional processes.

An important key to our long-term success and acceptance in the market is ensuring quality, operational reliability and functionality in day-to-day operation and to harmonise these features with economic aspects.

Your Management-Team



TRUSTER PRODUCT INFORMATION

05 MAIN OPERATING CHARACTERISTICS

06 "BIOHAZARD" WASTE

07 TREATMENT CYCLE FOR SOLIDS

08 TREATMENT CYCLE FOR LIQUIDS

09 TREATMENT CYCLE FOR BLOOD BAGS

10 ERGONOMICS AND USABILITY

11 AUTOMATIC LOADING DEVICE

15 RANGE OF PRODUCTS

16 TRUSTER FOR THE TREATMENT OF HIGH PRODUCTIONS OF BIOHAZARD WASTE

18 ACCESSORIES CONFIGURATION



INNOVATIVE NEW PRODUCTS PRESENTED IN BRIEF
THE NEW GENERATION OF OUR TRUSTER SERIES



Truster: a technology to be trusted for “biohazard” waste treatment in total safety and respecting eco-sustainability

The purpose of biohazard waste treatment must be to sterilize them and make them unidentifiable and non-reusable: with **Truster** all this takes place in a completely hermetic environment through a combined process of mechanical grinding and saturated steam sterilization without any risk of aerobic pollution and of bad smell emission.

Truster consists of a vertical cascade starting from the top of a loading door, a preload chamber, a mechanical grinder group with pushers, a collection chamber with a draining trolley and a drainage port. Being a single environment, all these parts are involved in the phases of each sterilization process and then will eventually be sterilized.

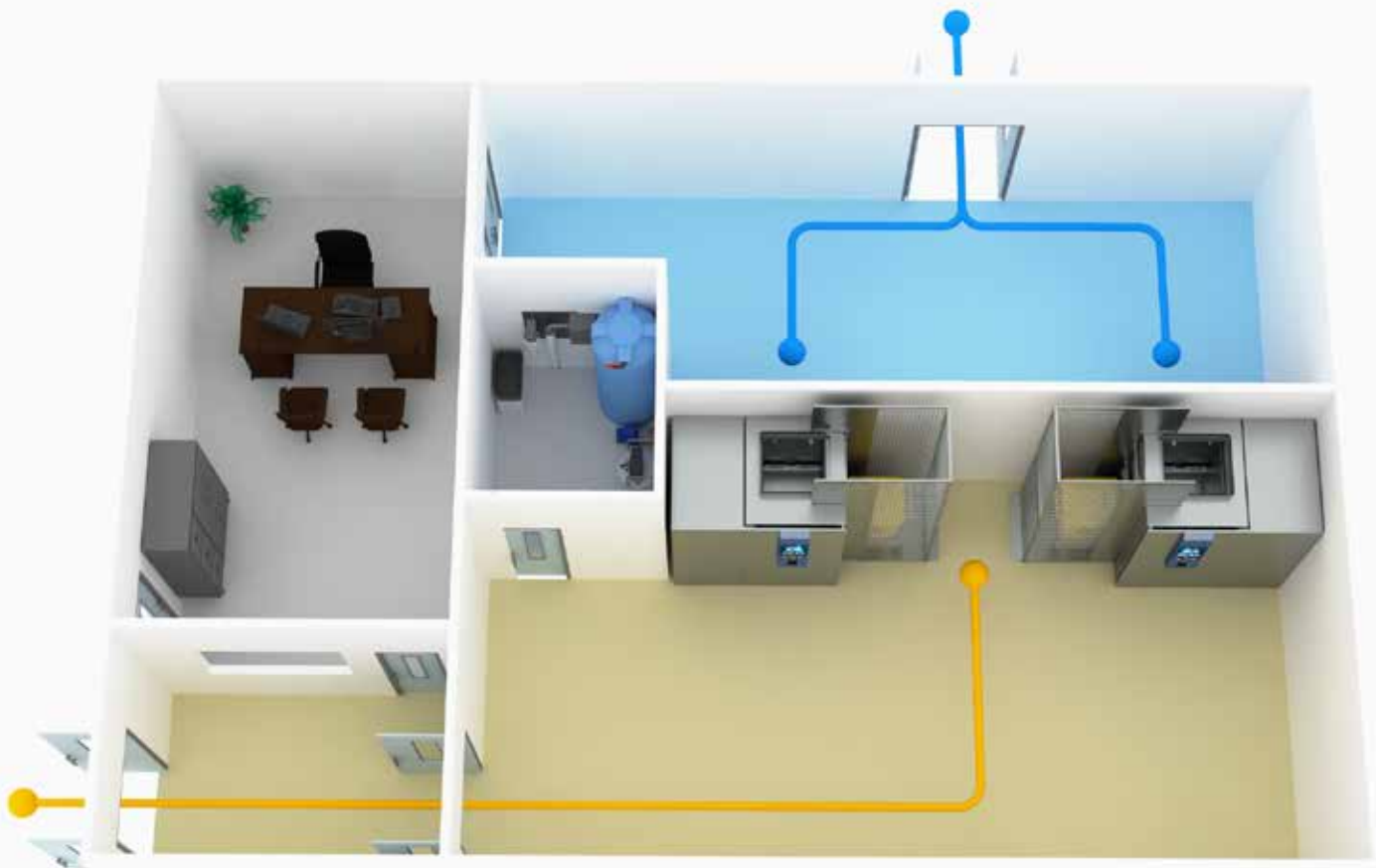
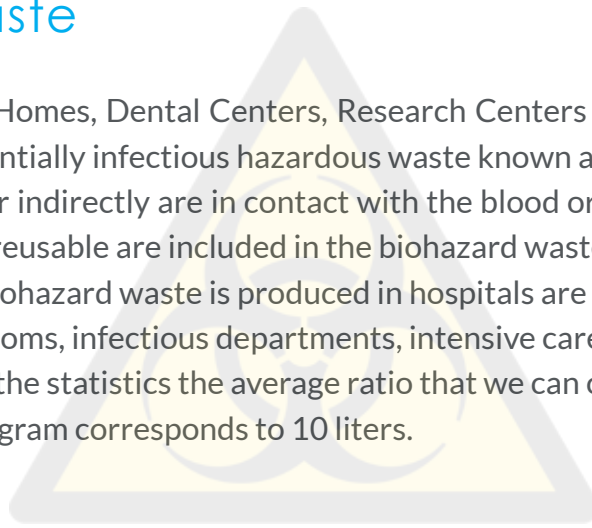
Main operating characteristics of Truster

- ▶ Combined Shredding and sterilization treatment to guarantees the quality of infectious waste treatment.
- ▶ The treatment, which takes place in a hermetically sealed environment, eliminates the risk of aerosol transmission and the emission of unpleasant odors.
- ▶ Mechanical grinding (shredding) is extremely effective and reduces waste into small pieces, no longer identifiable which will enable guarantee steam penetartion during sterilization process to enable steam to touch directly all microorganism and guarantee no any physical barrier between steam and microorganisms.
- ▶ Shredding into small pieces of the waste favors the elimination of the air in the preliminary vacuum phase and the penetration of saturated steam in the following phase, guaranteeing the effectiveness of the sterilization process and eliminating the risk of biological pollution or transmission of infections
- ▶ The device is made with innovative construction techniques, developed specifically for this type of application, with safe sterile drainage discharges and safe sterile air removal (pre filtered and sterilized air) to achive a controlled emissions, so as to avoid the risks of environmental pollution.
- ▶ The machine configuration is acting as pass through of the equipment allows a unidirectional waste path and allows to separate the dirty area where it is loaded from the clean area where treated safe waste in unloaded , to guarantee no cross contamination between untreated waste and treated waste.
- ▶ The final drying phase leaves the waste as dry (not wet) eliminating moisture residues and unpleasant odors. During this phase the weight is reduced up to 20% compared to the original one.
- ▶ Mechanical grinding (shredding) allows a volume reduction up to 80% compared to the original one.
- ▶ Being a static device having the only moving part placed inside the sterilization chamber, during use it is safe, away of operators, silent and compact compatible with the work environment.
- ▶ The floor-level installation of the chamber allows an easy handling of the collection trolley both in the phase of insertion in the chamber and of discharge with the treated material

“Biohazard” waste

Hospitals, Clinics, Nursing Homes, Dental Centers, Research Centers and other Health Centers are generally producers of potentially infectious hazardous waste known as “Biohazard”.

All materials that directly or indirectly are in contact with the blood or the inside of the human body and are not recoverable or reusable are included in the biohazard waste classification. The departments where most biohazard waste is produced in hospitals are in terms of volumes: operating block, dressing rooms, infectious departments, intensive care units and inpatient departments. According to the statistics the average ratio that we can consider between volume weight is 1 to 10, ie one kilogram corresponds to 10 liters.



Waste flow

A “biohazard” waste treatment center must provide equipment, flows, routes, procedures and controls that must be put in place in order to be able to credit the treatment of all the material as safe. [Truster](#), being designed to carry out the processing cycle of pass-through materials, actually creates a dirty area separated from the clean area, eliminating the risk of contamination or exchange between treated or untreated biohazard material.

Treatment cycle for solids

Biohazard waste is placed in the load chamber through the door on top of Truster. After completing the loading the door is automatically closed enabling hermetically sealing, the machine run a general self-diagnosis on the functional aspects , shredder cuts waste into small pieces , air removal from waste load begins the phase using the waterless vacuum pump compatible with steam. The removal of air from shredded waste promotes the penetration of saturated steam, an optimal condition for proper sterilization.



Before passing from the pump and being discharged to the outside, the air is sterilized by an in-line thermal treatment that works at a temperature of 300 ° C.

The temperature and the transit time of the air are controlled by an independent sensors and verified by the formula of the F0; therefore the air discharged in the environment reaches a SAL of 10-6, that is the sterilization level.

The next phase is the introduction of saturated steam into the chamber at the sterilization temperature of 134 ° C and the maintenance of a contact time of 10 minutes with parametric control through independent sensors and with the formula of the F0, this phase permit It reaches a SAL of 10-6 and that is the level of sterilization. The final phase is that of drying which removes moisture from waste leaving it dry and free from unpleasant odors.

Treatment cycle for liquids

Liquid waste, contained in hermetically sealed containers (or not), is placed inside the collection trolley and introduced into the Truster sterilization chamber through the drain port. The appliance, after hermetically blocking the accesses and performed a general self-diagnosis on the functional aspects, begins the vacuum phase to eliminate air from the material. The vacuum is produced by an innovative dry-running mechanical pump compatible with steam. The removal of air from the material promotes the penetration of saturated steam, an optimal condition for correct sterilization.



The air, as for the solid cycle, follows a series of treatments to eliminate the risks inherent in the transmission of bacteriological pollution.

The next phase is the introduction of saturated steam into the chamber at the sterilization temperature of 121 °C and the maintenance of a contact time of 25 minutes with parametric control through independent sensors and with the formula of the F0, this phase allows to reach a SAL of 10⁻⁶ and that is the level of sterilization.

During the final drying phase, to preserve the integrity of the containers with the liquids inside and eliminate the humidity, compressed air is introduced and at the same time the vacuum is generated.

The specific cycle for blood bags provides the same treatment to which liquid waste is subjected. The result of this treatment is sterilization and the consequent coagulation of the blood contained in the bags.

Subsequently it is possible to proceed with a new cycle of sterilization and shredding for the material that has become solid, reducing the blood bags in small and unidentifiable pieces.





Ergonomics and Usability

Ergonomics and usability are central to the [Truster](#) project both from the management point of view and from the operative point of view, applying the concept of interaction between the elements of a system and function for which they are designed. The theory, the principles, the data and the methods applied to the design in order to improve the satisfaction, the set of system pre-settings and the interaction between individuals and technology. The quality of the relationship between user and equipment is determined by the level of ergonomics and usability: the most important requirement for determining this level is safety, followed by adaptability, comfort, pleasantness, comprehensibility, operability, perception, ease of learning, and so on. The relationship between the user and [Truster](#) has a significant influence on the efficiency, efficiency and satisfaction of the same person and to improve the overall performance.



Automatic loading device

The loading of the waste in the pre-chamber for the T25, T50 and T100 models can take place by means of a ladder or by means of an automatic loading system that uses 240-liter collection trolleys compliant with the UNI EN 840 standard. For the T50 and T100 models the automatic loading system is available in the version that uses 770 liter trolleys compliant with the UNI EN 840 standard. The system manages the lifting, overturning, emptying and returning to the ground of the trolley. The automatic loading device eliminates the risk of direct handling of waste and the risk of any breakages and / or losses from containers and / or bags.

As an alternative to the automatic system, a ladder that allows manual loading can be used for all models of the series.

This system meets the requirements for these types of sizes and productivity of equipment.

Truster: automatic loading of waste

1



The mobile waste collection container containing the waste to be treated is transported **manually** to the loading area.

2



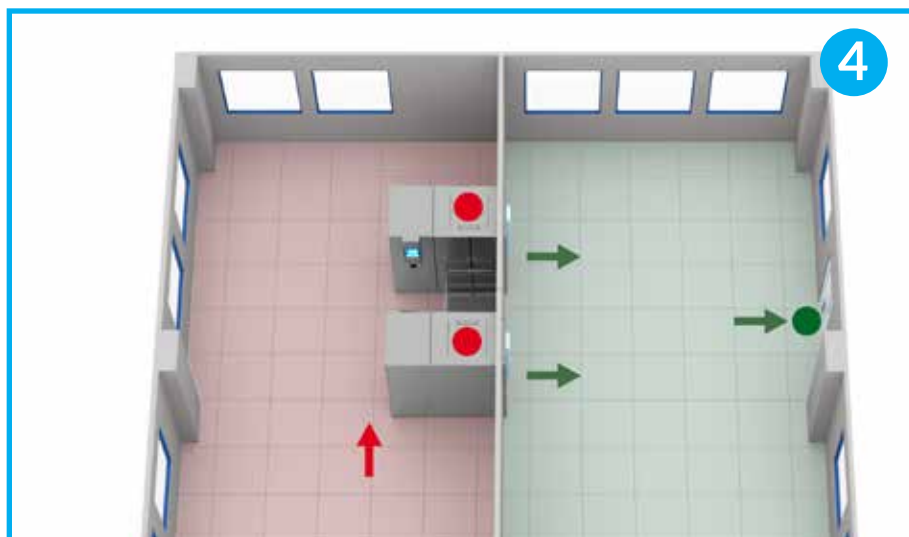
The mobile waste collection container is inserted inside the elevator. The device of security **prevents** the start of the loading phase if the door is not properly closed.

3



Loading the container of waste collection takes place **automatically**.

The mobile waste collection container **automatically** reverses the contents inside the pre-chamber.



The mobile waste collection container is routed inside of the pre-chamber thanks to the **guided** movement of the device.



At the end of the cycle the shredded and sterilized material comes out from the clean side of **Truster**.





Environmental impact, energy saving and recyclability

Applying eco-design to preserve the environment in which we live has made it possible to significantly reduce consumption and environmental pollution during the entire life cycle of [Truster](#).

Starting from the idea of producing equipment that is sustainable and of low environmental impact, significant and measurable objectives have been set and achieved that enhance its performance.

The significant saving in the consumption of electricity and water was achieved through a series of technical innovations built into the design phase as well as recyclability being composed of [80% stainless steel and therefore totally reusable and the remaining 20% of the components are recyclable according to the individual procedures indicated by the suppliers.](#)

Range of products

Model	Chamber Volume	Production Capacity	Weight/Volume Ratio	Waste Volume Reduction
T10	155 liters	10-16 Kg/h	1/10	1/5
T25	270 liters	25-35 Kg/h	1/10	1/5
T50	614 liters	50-60 Kg/h	1/10	1/5
T100	1030 liters	100-120 Kg/h	1/10	1/5

Model	Chamber dimensions	Device Dimensions L x H x P	Overall Dimensions with Loading Device L x H x P	E- Electric S - Steam ES- Electric+Steam
T10	520x520x700	1500x1200x950	2450X2480X1200	E-S-ES
T25	600x600x750	1840X1960X1230	2940X2780X1230	E-S-ES
T50	850x850x850	2400x1960x1600	3350x3400x1600	E-S-ES
T100	1100x1100x850	2900X1960X1950	3850X3400X1950	E-S-ES



Construction standards and certifications

The equipment of the **Truster** line is built according to the latest European and international standards:

2006/42 / EC Machinery Directive
 2014/68 / EU Pressure Equipment Directive (PED)
 2009/125 / EC, Eco-Design Directive (ERP)
 2014/35 / EU Low Voltage Directive
 2014/30 / EU Electromagnetic Compatibility

The operation of the **Truster** line equipment complies with:

UNI EN ISO 285: 2016 (specifies the requirements and tests of the large steam sterilizers)
 UNI EN ISO 17665-1: 2016 (specifies the development, validation and testing of routine)
 UNI EN ISO 9001: 2015 (Quality Management System)
 UNI CEI EN ISO 13485: 2012 (Quality Management System for DM)

Truster for the treatment of high productions of biohazard waste



To meet the need to process a large amount of biohazard waste, Truster offers a range of products designed for the shredding and sterilization of large and heavy loads.

The [Truster T200](#) model is designed to handle heavy loads in complete autonomy, providing the same guarantees as small products, maintaining the operating conditions unchanged.

The technical solutions adopted in the **Truster T200** model are suitable for the quantity of load managed by the equipment, making the operations easy for users to perform. In particular, the shredded unloading phase involves the use of a transport trolley which, placed below the treatment chamber, automatically receives the material at the end of the sterilization cycle.

Despite the high productivity of the **Truster T200**, a greater presence of personnel is not required for its use during all stages of the process.

T200 specs.

Model	Chamber Volume	Production Capacity	Weight/Volume Ratio	Waste Volume Reduction
T200	2420 liters	200 Kg/h	1/10	1/5
Model	Chamber dimensions	Device Dimensions L x H x P	Overall Dimensions with Loading Device L x H x P	E- Electric S - Steam ES- Electric+Steam
T200	1100x1100x2000	4100X4320X1820	4100X5800X2800	E-S-ES



Accessories Configuration

							
Model ↓	Mobile sterilized waste trolley in high density polyethylene. 4 Rubber wheels. Rear latch. Capacity 1100 liters. Complies with EN 840.	Mobile sterilized waste trolley in high density polyethylene. 4 Rubber wheels. Rear latch. Capacity 770 liters. Complies with EN 840.	Mobile sterilized waste trolley in high density polyethylene. 4 Rubber wheels. Rear latch. Capacity 240 liters. Complies with EN 840.	Mobile sterilized waste trolley in high density polyethylene. 4 Rubber wheels. Rear latch. Capacity 120 liters. Complies with EN 840.	System for automatic loading of waste in the pre-chamber. 770 liter trolley	System for automatic loading of waste in the pre-chamber. 240 liter trolley	System for automatic loading of waste in the pre-chamber. 120 liter trolley
T10	✗	✗	✓	✓	✗	✗	✓
T25	✗	✗	✓	✓	✗	✗	✓
T50	✗	✗	✓	✓	✗	✓	✓
T100	✗	✓	✓	✓	✓	✓	✓
T200	✓	✓	✓	✓	✓	✓	✓

							
Model ↓	System for automatic loading of waste in the pre-chamber. 120 liter trolley	Ladder for manual loading of waste inside the pre-chamber	Pantograph hoist that leads the user to an economic loading height of the prechamber.	Device for washing mobile trolleys for garbage collection.	Device for the detection of metals in waste.	Device to weigh the material before make the loading operations.	Remote control equipment.
T10	✓	✓	✗	✓	✓	✓	✓
T25	✓	✓	✓	✓	✓	✓	✓
T50	✓	✓	✓	✓	✓	✓	✓
T100	✓	✓	✓	✓	✓	✓	✓
T200	✓	✗	✗	✓	✓	✓	✓

					
Model ↓	Manual unloading system for treated waste.	Automatic unloading system for treated waste.	Transfer system for treated waste	Automatic compaction device	Automatic washing and disinfection device
T10	✓	✗	✗	✓	✓
T25	✓	✓	✗	✓	✓
T50	✗	✓	✓	✓	✓
T100	✗	✓	✓	✓	✓
T200	✗	✗	✗	✓	✓

Each model can be configured with accessories marked with ✓
Accessories marked with ✗ are not available for the selected model.

Automation in the treatment of hazardous waste

Eliminating the risks arising from the handling of hazardous waste during treatment must be an important aspect to pay attention to for the safety standards of operators.

The more important the production capacity of the plant, the more justifiable the automation.

All Truster models can be equipped with automation choosing between different levels of automation: from the simple loading system to complete automation of the phases including the compaction of sterilized and shredded waste.

The automations are divided into:

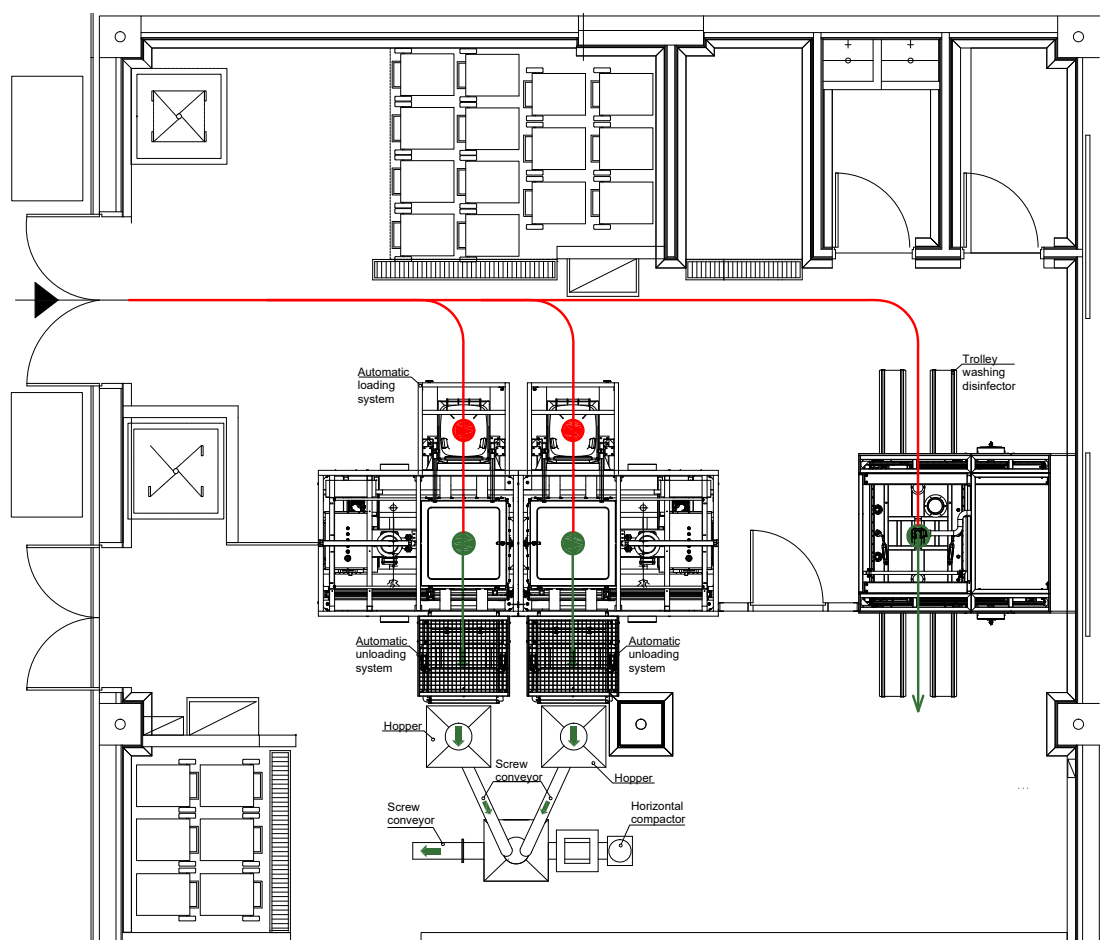
Automatic loading device: **ALS** model

Automatic unloading device: **AUS** model

Automatic transport device: **ALW** model

Automatic compaction device: **ACT** model

All devices are of the electromechanical type; compatible with the type of material to be handled, washable and disinfected in compliance with hygiene.



Washing and disinfection in the treatment of hazardous waste

To avoid risks of contamination from the handling of accessories involved in the hazardous waste treatment cycle, different types of equipment can be used; depending on the production capacity of the plant. Two solutions are available: manual washing and disinfection or automatic washing and disinfection.

In our range of products there is a manual washing equipment that uses a high pressure solution for washing and temperature or chemical solution for disinfection.

Alternatively, it is possible to switch to an automatic solution through a washing cabin using the same techniques.

The solutions that our range provides are:

Manual washing and disinfection device: **MWT** model

Automatic washing and disinfection device: **AWT** model



THE INFECTION CONTROL CULTURE

... please contact our sales departments.

We are looking forward to your inquiry.

Your SCHLUMBOHM & SMI MEDICAL S.R.L. Team



SMI Medical s.r.l.

Sede Legale

Via Rinchiosa 20 C

54033 Marina di Carrara (MS)

Sede Operativa

via Piemonte 112

56035 Casciana Terme Lari Pisa (PI)

Phone: +39 0 587 - 1910750

Web: www.smimedical.it

SCHLUMBOHM Medizin-Labor-Technologie GmbH

Headquarter

Grenzkehe 1

21079 Hamburg, Germany

Phone: +49 0 40 - 76 91 50 0

Fax: +49 0 40 - 76 91 50 26

E-mail: info@schlumbohm-medlab.com

Web: www.schlumbohm-medlab.com

Brochure with QR-Code



24/7 emergency phone: +49 (0) 171 - 4 77 49 75

International SCHLUMBOHM & SMI Medical s.r.l.
support centers



www.smimedical.it (Italy)
www.schlumbohm-medlab.com (International)



Rev. 12- 11/2022



goes green!

EN ISO 14001 CERTIFIED