






HP
UHP
VAN
AS
HT
AT
MT
WINTER
ST



- ~ Multangular design**
Multangular tread blocks design with approximate 90 degree stereo angle greatly improve tire's grip performance, increase off-road performance, and enhance vehicle's passage capacity in any extreme conditions.
- ~ Triple vertical grooves**
Triple vertical groove design. 3 main straight line grooves improve drainage, self-cleaning and safety performance.
- ~ Equal lateral sipes**
3D Ups and downs shoulder design improves handling performance and ensure a safe driving.
- ~ Stone ejection design**
Stone removing central grooves design possess a good function of stone removing, enhance the puncture resistance and long mileages.

L-STRONG36

Size	LI/SI	PR	Depth (mm)	Rim	S/W (mm)	O/W (mm)	Load Index (kg) (Lbs)		Max Pressure (Kpa/Psi)	UTQG	Sidewall			
185R14C	102/100R	8	9	5 1/2J	188	650	850/800	1875/1765	450/65	-	-	E	E	71
195R14C	106/104R	8	9	5 1/2J	198	666	950/900	2094/1984	450/65	-	-	E	E	71
205R14C	109/107R	8	9	6J	208	686	1030/975	2271/2150	450/65	-	-	E	E	71
195R15C	106/104R	8	9	5 1/2J	196	693	950/900	2094/1984	450/65	-	-	E	E	71
195/70R15C	104/102R	8	9	6J	201	655	900/850	1984/1875	450/65	-	-	E	E	72
225/70R15C	112/110R	8	9	6 1/2J	228	697	1120/1060	2470/2335	450/65	-	-	E	E	71
185/75R16C	104/102R	8	9	5J	184	684	900/850	1984/1875	475/69	-	-	E	E	71
195/65R16C	104/102R	8	9	6J	201	660	900/850	1984/1875	475/69	-	-	E	E	71
195/75R16C	107/105R	8	9	5 1/2J	196	698	975/925	2149/2039	475/69	-	-	E	E	71
205/65R16C	107/105R	8	9	6J	209	672	975/925	2149/2039	475/69	-	-	E	E	71
205/75R16C	110/108R	8	9	5 1/2J	203	714	1060/1000	2337/2205	475/69	-	-	E	E	71
215/75R16C	116/114R	10	9	6J	216	728	1250/1180	2756/2601	525/76	-	-	E	E	71



* New Developing Sizes / The Labeling Information Is Subject To Change Without Notice.