	Document Owner Department: QC	MBD-BT-SPEC-0090
		Page 1 of 4
OXOID QUALITY ASSURANCE PRODUCT SPECIFICATION		
MACCONKEY AGAR NO.3 CM0115		

MACCONKEY AGAR NO.3

CM0115

Typical Formula*

Peptone	grams per litre	20.0
Lactose		10.0
Bile salts No.3		1.5
Sodium chloride		5.0
Neutral red		0.03
Crystal violet		0.001
Agar		15.0


* adjusted as required to meet performance standards

Directions

Suspend 51.5g in 1 litre of distilled water. Bring to the boil to dissolve completely. Sterilize by autoclaving at 121°C for 15 minutes. Cool to 50°C. Mix well and pour into sterile Petri dishes.

Physical Characteristics

- Straw, free-flowing powder
- Colour on reconstitution - dark red
- Moisture level - less than or equal to 7%
- pH 7.1 ± 0.2 at 25°C
- Clarity - clear
- Gel strength - firm, comparable to 15.0g/litre of agar

	Document Owner Department: QC	MBD-BT-SPEC-0090
		Page 2 of 4
OXOID QUALITY ASSURANCE PRODUCT SPECIFICATION		
MACCONKEY AGAR NO.3 CM0115		

Microbiological Tests Using Optimum Inoculum Dilution

Control Medium: Tryptone Soya Agar

Reactions after incubation at 37°C for 18-24 hours

Medium is challenged with 10-100 colony-forming units

<i>Escherichia coli</i>	ATCC®8739	0.5-6mm pink colonies and bile precipitation
<i>Salmonella virchow</i>	NCTC5742	1-8mm straw colonies
<i>Salmonella abony</i>	NCTC6017	1-8mm straw colonies
<i>Shigella sonnei</i>	ATCC®25931	1-12mm straw colonies
<i>Shigella boydii</i>	NCTC11462	1-12mm straw colonies
<i>Proteus mirabilis</i>	ATCC®29906	1-8mm straw colonies, slight/no swarming


A satisfactory result is represented by recovery of positive strains equal to or greater than 70% of the control medium.

Medium is challenged with 1E+04 to 1E+06 colony-forming units

<i>Staphylococcus aureus</i>	ATCC®6538	No growth
------------------------------	-----------	-----------

Negative strains are inhibited.

Equivalent results are obtained after incubation at 30-35°C for 18-24 hours.

	Document Owner Department: QC	MBD-BT-SPEC-0090
		Page 3 of 4
OXOID QUALITY ASSURANCE PRODUCT SPECIFICATION		
MACCONKEY AGAR NO.3 CM0115		

Testing performed in accordance with current CLSI M22 A

Reactions after incubation at 35°C for 18-24 hours

Medium is challenged with 10-100 colony-forming units


<i>Proteus mirabilis</i>	ATCC®12453	1-5mm straw colonies, no swarming
<i>Salmonella typhimurium</i>	ATCC®14028	1-7mm straw colonies
<i>Escherichia coli</i>	ATCC®25922	0.5-7mm pink colonies and bile precipitation

A satisfactory result is represented by recovery of equal to or greater than 70% of the control medium.

Medium is challenged with greater than 1E+04 to 1E+06 colony-forming units

<i>Enterococcus faecalis</i>	ATCC®29212	No growth
------------------------------	------------	-----------

Negative strains are inhibited.

	Document Owner Department: QC	MBD-BT-SPEC-0090
		Page 4 of 4
OXOID QUALITY ASSURANCE PRODUCT SPECIFICATION		
MACCONKEY AGAR NO.3 CM0115		

Revision History

Section / Step	Description of Change	Reason for Change	Reference
Entire Document	Correction of typographical/minor errors.	Change control	MOC-2023-0718
Microbiological Tests Using Optimum Inoculum Dilution	Correction to colony sizes.		