

Dehydrated and prepared culture media

K AGAR (01-674)

IFU

Selective solid used for medium for the isolation of *Alli-cyclobacillus acidoterrestris*, in fruit juices according to IFU Standard Method No. 12.

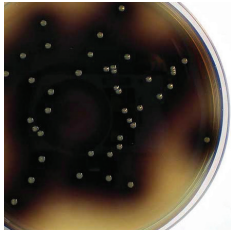
01-674-500	500g	
01-674BA05	5x500mL	

KANAMYCIN ESCULIN AZIDE AGAR (KAA AGAR) (01-263)

COMPF

Solid medium for confirmative detection and isolation of Lancefield's group D streptococci in food samples according to Mossel *et al.*

01-263-500	500g	
------------	------	--




Enterococcus faecalis
ATCC 19433

KANAMYCIN ESCULIN AZIDE BROTH (KAA BROTH) (02-263)

COMPF

Liquid medium for the presumptive detection of Lancefield's group D streptococci in food samples according to Mossel *et al.*

02-263-500	500g	
064-TA0197	20 tubes of 10mL	



Enterococcus faecalis
ATCC 29212

KF (KENNER FECAL) AGAR (01-294)

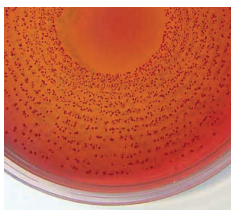
COMPF / SMWW

Selective solid medium for detection and enumeration of enterococci.

01-294-500	500g	
------------	------	--

TTC STERILE SOLUTION (Additive)

06-023-100	100mL	
------------	-------	--



Enterococcus faecalis
ATCC 19433

KING A AGAR (P AGAR) (01-001)

→ PIGMENT PRODUCTION AGAR A

→ P_s MEDIUM A

→ P_sP

→ PSEUDOMONAS AGAR MEDIUM FOR DETECTION OF PYOCYANIN

ISO / USP

Solid medium to enhance the pyocyanine production by *Pseudomonas aeruginosa* according to ISO 12780, 16266, 22717 Standards.

01-001-500	500g	
01-001BA05	5x500mL	

GLYCEROL (Additive)

GL00261000	1 litre	
------------	---------	--



Pseudomonas aeruginosa
ATCC 9027

KING B AGAR (F AGAR) (01-029)

→ PIGMENT PRODUCTION AGAR B

→ P_s MEDIUM B

→ FLUORESCEIN AGAR

→ FLO AGAR

→ PSEUDOMONAS AGAR MEDIUM FOR DETECTION OF FLUORESCEIN

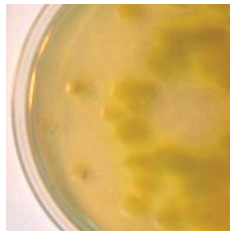
ISO

Culture media for enhancing the fluorescein production by *Pseudomonas spp.* according to ISO 12780, 16266, 22717 Standards.

01-029-500	500g	
01-029BA05	5x500mL	

GLYCEROL (Additive)

GL00261000	1 litre	
------------	---------	--




Pseudomonas aeruginosa
ATCC 10145

KLIGLER IRON AGAR (KIA) (01-103)

ISO

Solid differential medium for primary identification of enterobacteria based on the fermentation of two sugars and the hydrogen sulphide production according to ISO 6340 Standard.

01-103-500	500g	
01-103BA05	5x500mL	
064-TA0116	20 slanted agar tubes	



First tube: Control tube; Second tube: *Shigella flexneri* ATCC 12022
Third tube: *Escherichia coli* ATCC 25922; Fourth tube: *Salmonella typhimurium* ATCC 14028

LACTOSE BROTH (02-105)

→ MEDIUM D EUR. PHARM. 5TH ED.

AOAC / COMPF / EP / ISO / SMWW / USP

Medium for the pre-enrichment and the detection of enterobacteria and coliforms in milk and water according to ISO 9308-2 and 21150 Standards.

02-105-500	500g	
02-105BA05	5x500mL	
064-BA3029	10 flasks of 100mL	
0BA3029-90	10 flasks of 90mL cap with septum	
0BA3929-90	10 flasks of 90mL	
0BA3024-90	10 flasks of 90mL with Durham tubes	
064-TA2141	20 tubes of 10mL double concentration with Durham tubes	
064-TA2142	20 tubes of 9mL with Durham tubes	



Left: Uninoculated tube (Control); Center: *Escherichia coli* ATCC 25922; Right: *Salmonella typhimurium* ATCC 14028

CRYOINSTANT[®]
Cryovials for the preservation of strains