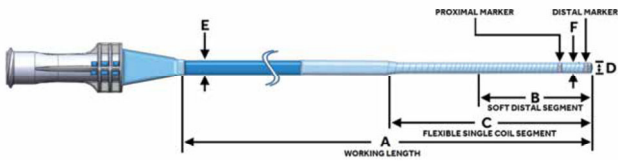


## ORDERING SPECIFICATIONS



### EXPLANATION OF PART NUMBER

Phenom™ Catheter	FG	Size	A	-	B	C	-	Tip Markers	Tip Shape
<b>Example Phenom™ 017 Catheter</b>	FG	11	150	-	06	15	-	2	S

Different clinical scenarios require variations in levels of support and navigation. With Phenom™ catheters, we provide various catheter specifications to meet your needs. Select the catheter to fit your delivery need:

#### PHENOM™ 017 & 021 CATHETER: SELECT TIP SHAPE

	D: Catheter ID	E: Proximal OD	F: Distal OD	Tip Shape	Part Number
<b>Phenom™ 017 Catheter</b>	0.017" (0.43mm)	0.029" (2.2F)	0.024" (1.8F)	Straight	FG11150-0615-2S
				J Curve	FG11150-0615-2J
				45 Curve	FG11150-0615-2X
				90 Curve	FG11150-0615-2R
<b>Phenom™ 021 Catheter</b>	0.021" (0.53 mm)	0.034" (2.6F)	0.030" (2.3F)	Straight	FG13150-0615-2S
				45 Degree	FG13150-0615-2X
				90 Degree	FG13150-0615-2R
				J Shaped	FG13150-0615-2J

#### PHENOM™ 027 CATHETER: SELECT FLEXIBLE SINGLE COIL LENGTH


	D: Catheter ID	E: Proximal OD	F: Distal OD	C: Flexible Single Coil Length	Part Number
<b>Phenom™ 027 Catheter</b>	0.027" (0.69mm)	0.040" (3.1F)	0.036" (2.8F)	15cm	FG15150-0615-1S
				30cm	FG15150-0630-1S

#### PHENOM™ PLUS CATHETER: SELECT WORKING LENGTH

	D: Catheter ID	E: Proximal OD	F: Distal OD	A: Working Length	Part Number
<b>Phenom™ Plus Catheter</b>	0.0445" (1.13mm)	0.061" (4.7F)	0.055" (4.2F)	105cm	FG19105-0630-1S
				120cm	FG19120-1030-1S

COMPATIBLE BY DESIGN.<sup>1</sup>  
EXCEPTIONAL DELIVERY AT EVERY TURN.

#### The Phenom™ Catheter Family



## Medtronic

Europe  
Medtronic International Trading Sàrl  
Route du Mollau 31  
Case postale  
CH-1151 St-Prechaz  
Tel: +41 (0)21 802 70 00  
Fax: +41 (0)21 802 79 00

[www.medtronic.eu](http://www.medtronic.eu)

UC201704797 EE © Medtronic 2016  
All rights reserved. Printed in Europe.

#### REFERENCES

<sup>1</sup> Catheter Document ML-0001.A

Indications, contraindications, warnings and instructions for use can be found in the product labeling supplied with each device.

Phenom™ Catheters are intended for the introduction of interventional devices and infusion of diagnostic or therapeutic agents into the neuro, peripheral, and coronary vasculatures.

POTENTIAL COMPLICATIONS: See Instructions for Use for a complete list of warnings, precautions, and contraindications.

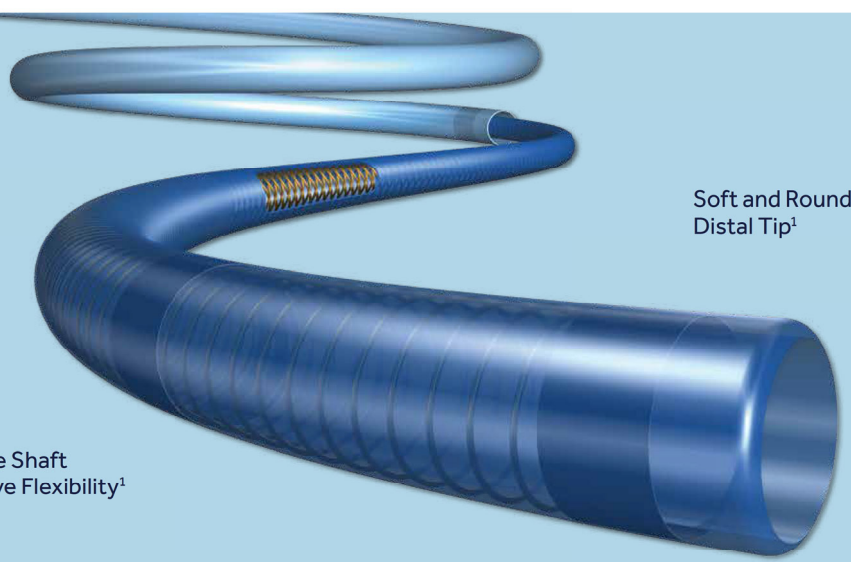
**Medtronic**  
Further, Together

**A COMPLETE FAMILY OF CATHETERS THAT ARE PURPOSEFULLY DESIGNED TO BE USED TOGETHER.**

Dual Braided Proximal Shaft<sup>1</sup>

Soft and Rounded Distal Tip<sup>1</sup>

Elite Composite Shaft With Progressive Flexibility<sup>1</sup>



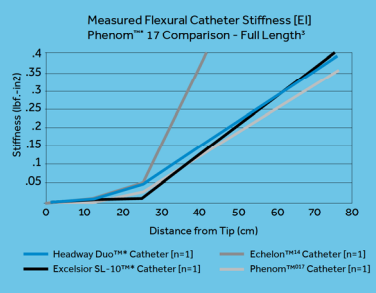
**BENEFITS<sup>1</sup>**

Inner lumen engineered to prevent ovalization and deliver devices with minimal friction.

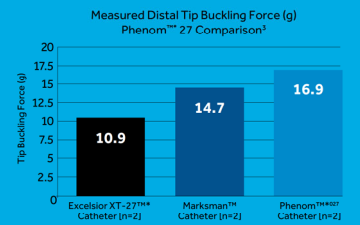
Composite shaft provides superior pushability.

The ultimate delivery platform for coil and stent deployment.

**017 Stiffness Profile<sup>2</sup>**



**027 Tip Reinforcement<sup>3</sup>**



**045 Track Force<sup>2</sup>**

