

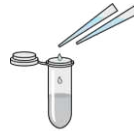
Flow Chart for SureFood® PREP Advanced Protocol 1

Art. No. S1053

September 2022

(1) Preparation of the basic material

(2) Lysis of basic material



Add **580 µl Lysis Buffer** (Code L) and **20 µl Proteinase K** (Code K)



Mixing



Incubation **60 min 65°C** by shaking



Centrifugation **1 min 12000 rpm**

(3) Pre - filtration and setting of optimal binding conditions

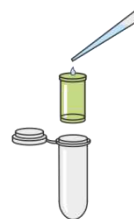


Transfer **liquid supernatant** into a new **1.5 ml reaction tube**



Centrifugation **1 min 12000 rpm**

Place **green Spin Filter** (Code F) in **clear Receiver Tube** (Code R)



Add **400 µl clear supernatant** onto the Spin Filter



Centrifugation **1 min 12000 rpm**



Discard Spin Filter

(4) Binding of nucleic acids

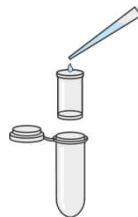


Add **250 µl Binding Buffer** (Code B) to the filtrate



Mixing

Place a **clear Spin Filter** (Code S) into a new **clear Receiver Tube** (Code R)



Transfer the **complete solution** onto the Spin Filter (Code S)



Incubation **1 min at room temperature**



Centrifugation **1 min 12000 rpm**

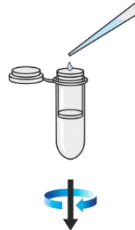
Discard the filtrate

Flow Chart for SureFood® PREP Advanced Protocol 1

Art. No. S1053

September 2022

- (5) Purification of bound nucleic acids &
- (6) Drying of the Spin Filter



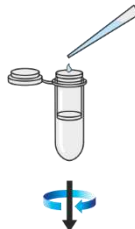
Place the **clear Spin Filter** back into the **clear Receiver Tube** (Code R)

Add **550 µL Pre-Wash Buffer** (Code P)

Centrifugation **1 min 12000 rpm**

Discard filtrate
Place Spin Filter back into the Receiver Tube (Code R)

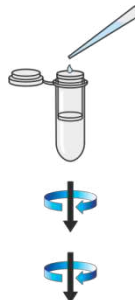
Add **550 µL Wash Buffer** (Code W)



Centrifugation **1 min 12000 rpm**

Discard filtrate
Place Spin Filter back into the Receiver Tube (Code R)

Add **550 µL Wash Buffer** (Code W)

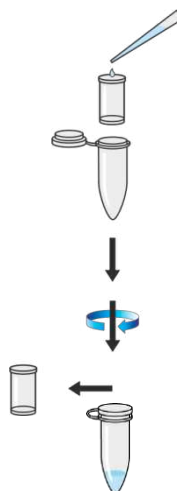


Centrifugation **1 min 12000 rpm**

Discard filtrate
Place Spin Filter back into the Receiver Tube (Code R)

Centrifugation **2 min 12000 rpm**

- (7) Elution of nucleic acids



Place the **Spin Filter** into a **clear 1.5 ml Receiver Tube** (Code T)

Add **50 µL preheated Elution Buffer** (Code E)

Incubation **3 min 65°C**

Centrifugation **1 min 10000 rpm**

Discard Spin Filter

The eluted DNA is ready-to-use for the PCR