



Interventional  
Products Catalogue

Since 1996



Medicath  
Ltd.



# Contents

- 03 PTCA BALLOON CATHETER
- 05 PTCA GUIDE WIRES
- 06 ERCP GUIDEWIRE
- 07 PTFE COATING GUIDE WIRES
- 08 HYDROPHILIC GUIDE WIRES
- 09 GUIDE WIRES (NITINOL)
- 10 GUIDE WIRES (STAINLESS STEEL)
- 11 HEMOSTASIS VALVE SETS
- 12 BALLOON INFLATION DEVICES-GUN TYPE
- 13 BALLOON INFLATION DEVICES
- 15 RADIOLOGY ANGIOGRAPHIC CATHETER
- 17 RADIOLOGY ANGIOGRAPHIC CATHETER
- 18 TRANSRADIAL INTRODUCER SETS
- 21 INTRODUCER SETS
- 23 HYDROPHILIC INTRODUCER SETS
- 24 PRESSURE BANDAGE / TOURNIQUET
- 25 PEELABLE INTRODUCER SETS
- 26 PERCUTANEOUS ACCESS SET
- 27 MANIFOLDS
- 29 DOSE-CONTROL SYRINGES
- 30 COLORED PISTON SPECIALTY SYRINGES
- 31 DISPOSABLE PRESSURE TRANSDUCERS
- 32 GENERAL PURPOSE TEMPERATURE MONITORING PROBE
- 33 INTRODUCER NEEDLES
- 34 CONNECTING TUBINGS
- 35 ANGIOGRAPHIC SYRINGES
- 40 ANGIOGRAPHIC SYRINGE ACCESSORIES

# Introduction

The main use of PTCA balloon catheter is through minimal invasive surgery (PTCA) to expand the patient's stenosis of coronary artery lesion, improve the myocardial blood flow. also can be used to transport the release Stent to the coronary artery stenosis lesions.



## SEMI-COMPLIANT

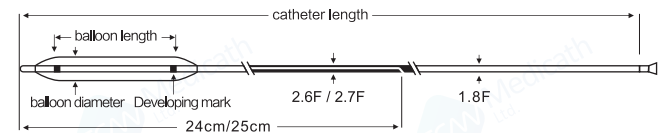
Diameter (mm)	Balloon Lengths(mm) NP:8ATM,RBP:16ATM													
	10	12	15	18	20	22	24	25	27	30	32	35	40	42
1.00	42.13.08002	42.13.08003	42.13.08004		42.13.08005					42.13.08006				(CTO)
1.25	42.13.09002		42.13.09001		42.13.09003									(CTO)
1.50	42.13.01010	42.13.01011	42.13.01030	42.13.01031	42.13.01050	42.13.01051								
1.75	42.13.11001	42.13.11002	42.13.11003		42.13.11004		42.13.11005	42.13.11006		42.13.11007				
2.00	42.13.02010	42.13.02011	42.13.02030	42.13.02031	42.13.02050	42.13.02051	42.13.02052	42.13.02053	42.13.02054	42.13.02070		42.13.02071	42.13.02072	42.13.02073
2.25	42.13.12001	42.13.12002	42.13.12003	42.13.12004	42.13.12005	42.13.12006	42.13.12007	42.13.12008	42.13.12009	42.13.12010		42.13.12011	42.13.12012	42.13.12013
2.50	42.13.03010	42.13.03012	42.13.03030	42.13.03031	42.13.03050	42.13.03051	42.13.03052	42.13.03053	42.13.03054	42.13.03070	42.13.03071	42.13.03072	42.13.03073	42.13.03074
2.75	42.13.04010	42.13.04012	42.13.04030	42.13.04031	42.13.04050	42.13.04051	42.13.04052	42.13.04053	42.13.04054	42.13.04070	42.13.04071	42.13.04072	42.13.04073	42.13.04074
3.00	42.13.05010	42.13.05011	42.13.05030	42.13.05032	42.13.05050	42.13.05051	42.13.05052	42.13.05053	42.13.05054	42.13.05070	42.13.05071	42.13.05072	42.13.05073	42.13.05074
3.25	42.13.13001	42.13.13002	42.13.13003	42.13.13004	42.13.13005	42.13.13006	42.13.13007	42.13.13008	42.13.13009	42.13.13010	42.13.13011	42.13.13012	42.13.13013	42.13.13014
3.50	42.13.06010	42.13.06012	42.13.06030	42.13.06032	42.13.06050	42.13.06051	42.13.06052	42.13.06053	42.13.06054	42.13.06070	42.13.06071	42.13.06072	42.13.06073	42.13.06074
3.75	42.13.14001	42.13.14002	42.13.14003		42.13.14004		42.13.14005	42.13.14006		42.13.14007				
4.00	42.13.07010	42.13.07012	42.13.07030	42.13.07032	42.13.07050	42.13.07052	42.13.07053	42.13.07054	42.13.07055	42.13.07070	42.13.07071	42.13.07072	42.13.07073	42.13.07074
4.50	42.13.10002		42.13.10003	42.13.10004	42.13.10005	42.13.10006	42.13.10007	42.13.10008	42.13.10009	42.13.10010	42.13.10011	42.13.10012	42.13.10013	42.13.10014
5.00	42.13.15001		42.13.15002		42.13.15003									
6.00	42.13.16001		42.13.16002		42.13.16003									

# PTCA BALLOON CATHETER



## Features

- RX PTFE coated Hypotube Design
- Excellent Hydrophilic coating
- Enhanced Pushability&Lesion Pressure
- Enhanced Average Burst pressure
- 0.016"Tip profile
- Atraumatic Tapered soft Tip



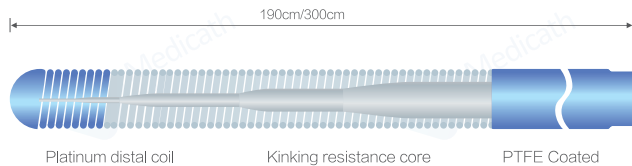
### NON-COMPLIANT

Diameter (mm)	Balloon Lengths(mm)						
	6	9	12	15	20	25	30
1.75			42.13.11008	42.13.11009			
2.00	42.13.02001	42.13.02002	42.13.02012	42.13.02032	42.13.02055	42.13.02056	42.13.02074
2.25	42.13.12014	42.13.12015	42.13.12016	42.13.12017	42.13.12018	42.13.12019	42.13.12020
2.50	42.13.03001	42.13.03002	42.13.03011	42.13.03032	42.13.03055	42.13.03056	42.13.03075
2.75	42.13.04001	42.13.04002	42.13.04013	42.13.04011	42.13.04055	42.13.04056	42.13.04075
3.00	42.13.05001	42.13.05002	42.13.05012	42.13.05031	42.13.05055	42.13.05056	42.13.05075
3.25	42.13.13015	42.13.13016	42.13.13017	42.13.13018	42.13.13019	42.13.13020	42.13.13021
3.50	42.13.06001	42.13.06002	42.13.06011	42.13.06031	42.13.06055	42.13.06056	42.13.06075
3.75			42.13.14008	42.13.14009			
4.00	42.13.07001	42.13.07002	42.13.07011	42.13.07031	42.13.07051	42.13.07056	42.13.07075
4.50	42.13.10015	42.13.10001	42.13.10017	42.13.10018	42.13.10019	42.13.10020	
5.00	42.13.15004	42.13.15005	42.13.15006	42.13.15007	42.13.15008		

# PTCA GUIDE WIRES

## Features

- 3 mm PT Tip guarantees visibility during X-ray process
- Nitinol Core
- stainless steel with PTFE Coated on the shaft
- Flexibility and maneuverability



Product No.	Flexibility	Diameter	Tip Load(g)	Length(cm)	Tip Shape
42.01.30000	Super soft-Water snake waist	0.014"	0.7	190	Straight
42.01.30001	Super soft-Water snake waist	0.014"	0.7	190	Angled
42.01.30002	Super soft-Water snake waist	0.014"	0.7	300	Straight
42.01.30003	Super soft-Water snake waist	0.014"	0.7	300	Angled
42.01.30004	Soft	0.014"	3	190	Straight
42.01.30005	Soft	0.014"	3	190	Angled
42.01.30006	Soft	0.014"	3	300	Straight
42.01.30007	Soft	0.014"	3	300	Angled
42.01.30008	Medium-Crocodile Tail	0.014"	5	190	Straight
42.01.30009	Medium-Crocodile Tail	0.014"	5	190	Angled
42.01.30010	Medium-Crocodile Tail	0.014"	5	300	Straight
42.01.30011	Medium-Crocodile Tail	0.014"	5	300	Angled
42.01.30012	Stiff	0.014"	9	190	Straight
42.01.30013	Stiff	0.014"	9	190	Angled
42.01.30014	Stiff	0.014"	9	300	Straight
42.01.30015	Stiff	0.014"	9	300	Angled
42.01.30016	Super stiff-Rhino Horn	0.014"	12	190	Straight
42.01.30017	Super stiff-Rhino Horn	0.014"	12	190	Angled
42.01.30018	Super stiff-Rhino Horn	0.014"	12	300	Straight
42.01.30019	Super stiff-Rhino Horn	0.014"	12	300	Angled


# ERCP GUIDEWIRE

## Features

- Opaque rays tip, ensure the good visible under x-ray
- Stripe is helpful to judymet direction and distance
- Superplastic nitinol wire core to prevent the guidewrie kink
- Jacket PTFE, blue and white , yellow and black stripe
- Core material: Nitinol

### Dimentionations

OD Range	0.025"--0.035"
Length Range	150cm-450cm
J Radius	straight



product code	O.D.(in)	"Working Length(cm)"	Model	color
45.06.22001	0.025	270	0.025in × 270cm	Without spring coil blue and white
45.06.22002	0.025	450	0.025in × 450cm	Without spring coil blue and white
45.06.31001	0.032	150	0.032in × 150cm	With spring coil blue and white
45.06.31002	0.032	260	0.032in × 260cm	With spring coil blue and white
45.06.41001	0.032	420	0.032in × 420cm	With spring coil blue and white
45.06.41002	0.035	190	0.035in × 190cm	With spring coil blue and white
45.06.41003	0.035	270	0.035in × 270cm	With spring coil blue and white
45.06.41004	0.035	450	0.035in × 450cm	With spring coil blue and white
45.06.22003	0.025	270	0.025in × 270cm	Without spring coil yellow and black
45.06.22004	0.025	450	0.025in × 450cm	Without spring coil yellow and black
45.06.31004	0.032	150	0.032in × 150cm	With spring coil yellow and black
45.06.31005	0.032	260	0.032in × 260cm	With spring coil yellow and black
45.06.31006	0.032	420	0.032in × 420cm	With spring coil yellow and black
45.06.41005	0.035	190	0.035in × 190cm	With spring coil yellow and black
45.06.41006	0.035	270	0.035in × 270cm	With spring coil yellow and black
45.06.41007	0.035	450	0.035in × 450cm	With spring coil yellow and black

# PTFE COATING GUIDE WIRES



## Features

- Coating: PTFE
- Core material: Stainless Steel

Dimensions	
OD Range	0.021"-0.038"
Length Range	50cm-300cm
J Radius	1.5mm-15mm

## Pre-Coating

Product No.				Length (cm)	Tip form
0.025"	0.032"	0.035"	0.038"		
42.01.10000	42.01.10004	42.01.10008	42.01.10012	150	Straight
42.01.10001	42.01.10005	42.01.10009	42.01.10014	150	J
42.01.10246	42.01.10054	42.01.10056	42.01.10060	180	Straight
42.01.10247	42.01.10055	42.01.10035	42.01.10062	180	J
42.01.10002	42.01.10006	42.01.10010	42.01.10015	260	Straight
42.01.10003	42.01.10007	42.01.10011	42.01.10016	260	J



# HYDROPHILIC GUIDE WIRES

## Features

- Hydrophilic coating provide excellent lubricity;
- Superelastic nitinol Wire core for kink resistance prevent guidewire kinking;
- Full length tapered core design for excellent torque transmission and flexibility;
- Special polymer cover the good radiopaque performance;



Product No.	Diameter	Length (cm)	Shaft Stiffness	Tip form	Product No.	Diameter	Length (cm)	Shaft Stiffness	Tip form
42.01.10142	0.032"	150	Standard	Straight	42.01.10232	0.035"	180	Standard	JTip
42.01.10172	0.032"	150	Standard	Angled	42.01.10151	0.035"	260	Standard	Straight
42.01.10225	0.032"	150	Standard	JTip	42.01.10181	0.035"	260	Standard	Angled
42.01.10143	0.032"	180	Standard	Straight	42.01.10234	0.035"	260	Standard	JTip
42.01.10173	0.032"	180	Standard	Angled	42.01.10154	0.038"	150	Standard	Straight
42.01.10226	0.032"	180	Standard	JTip	42.01.10184	0.038"	150	Standard	Angled
42.01.10145	0.032"	260	Standard	Straight	42.01.10237	0.038"	150	Standard	JTip
42.01.10175	0.032"	260	Standard	Angled	42.01.10155	0.038"	180	Standard	Straight
42.01.10228	0.032"	260	Standard	JTip	42.01.10185	0.038"	180	Standard	Angled
42.01.10148	0.035"	150	Standard	Straight	42.01.10238	0.038"	180	Standard	JTip
42.01.10178	0.035"	150	Standard	Angled	42.01.10157	0.038"	260	Standard	Straight
42.01.10231	0.035"	150	Standard	JTip	42.01.10187	0.038"	260	Standard	Angled
42.01.10149	0.035"	180	Standard	Straight	42.01.10240	0.038"	260	Standard	JTip
42.01.10179	0.035"	180	Standard	Angled					

# GUIDE WIRES (NITINOL)

## Features

- Kink resistance
- Wire Coil: Stainless steel
- Core: Nitinol
- Polymer cover: None
- Coating: None

Dimentions	
OD Range	0.018"-0.050"
Length Range	10cm-300cm
J Radius	1.5mm-15mm



## GUIDE WIRES (NITINOL)

0.032"	Product No.	0.035"	0.038"	Length (cm)	Tip form
42.01.50000		42.01.50002	42.01.50004	45	Straight
42.01.50001		42.01.50003	42.01.50005	45	J
42.01.50006		42.01.50008	42.01.50010	60	Straight
42.01.50007		42.01.50009	42.01.50011	60	J
42.01.50012		42.01.50014	42.01.50016	70	Straight
42.01.50013		42.01.50015	42.01.50017	70	J
42.01.50018		42.01.50020	42.01.50022	150	Straight
42.01.50019		42.01.50021	42.01.50023	150	J

# GUIDE WIRES (stainless steel)

## Features

- Wires Coil: Stainless Steel
- Standrad fixed core
- Coating: None

### Dimintions

OD Range	0.018"-0.050"
Length Range	10cm-300cm
J Radius	1.5mm-15mm



0.032"	Product No. 0.035"	0.038"	Length (cm)	Tip form
42.01.60000	42.01.60002	42.01.60004	45	Straight
42.01.60001	42.01.60003	42.01.60005	45	J
42.01.60006	42.01.60008	42.01.60010	60	Straight
42.01.60007	42.01.60009	42.01.60011	60	J
42.01.60012	42.01.60014	42.01.60016	70	Straight
42.01.60013	42.01.60015	42.01.60017	70	J
42.01.60018	42.01.60020	42.01.60022	150	Straight
42.01.60019	42.01.60021	42.01.60023	150	J

# HEMOSTASIS VALVE SETS

## Features

- Various types to meet the clinician's habits
- Pressure resistance and good sealing valve to reduce the blood loss.

## Contents

- Hemostasis Valve
- Guide Wire Insertion Tool
- Torque Device



Product No.	Description	Product No.	Description
42.03.10000	Twist Y Connector	42.03.10002	Push pull Y Connector with 25 cm extension line and stopcock
42.03.10001	Push pull Y Connector	42.03.10006	Y Click Type with 25 cm extension line and stopcock
42.03.10004	Y Click Type	42.03.10003	Push pull Y Connector with 45 cm extension line and stopcock
42.03.10005	Twist Y Connector with 25 cm extension line and stopcock	42.03.10012	Y click Connector with 45 cm extension line and stopcock:

## BALLOON INFLATION DEVICES – GUN TYPE

### Features

- Easy to inflate even at high temperatures
- Pressure is released quickly
- The modified humanized design fits comfortably when operation



Product No.	Volume (ml)	Contents
42.04.30104	20	Balloon inflation device, Stopcock("RIGHT ON")
42.04.30103	20	Balloon inflation device, Stopcock("RIGHT OFF")
42.04.40051	20	Balloon inflation device, Stopcock("Right OFF")+Hemostasis Valve Set (Twist Type with 25cm Extension line & Stopcocks)
42.04.40052	20	Balloon inflation device, Stopcock("Right ON")+Hemostasis Valve Set(Push pull with 25cm Extension line & Stopcocks)
42.04.40053	20	Balloon inflation device, Stopcock("Right OFF")+Hemostasis Valve Set(Push pull with 25cm Extension line & Stopcocks)

# BALLOON INFLATION DEVICES

## Features

- Accurate reading, reliable inflation and deflation.
- Modified humanized design handle facilitates doctor's operation.
- Locking design enables one handed operation in deflation.



Product No.	Volume (ml)	Contents
42.04.30000	20	Balloon inflation device, Stopcock("RIGHT ON")
42.04.30001	20	Balloon inflation device, Stopcock("RIGHT OFF")
42.04.30002	30	Balloon inflation device, Stopcock("RIGHT ON")
42.04.30003	30	Balloon inflation device, Stopcock("RIGHT OFF")

Product No.	Volume (ml)	Contents
42.04.40000	20	Balloon inflation device, Stopcock("RIGHT ON")+ Hemostasis valve set (Twist)
42.04.40001	20	Balloon inflation device, Stopcock("RIGHT OFF")+ Hemostasis valve set (Twist)
42.04.40002	30	Balloon inflation device, Stopcock("RIGHT ON")+ Hemostasis valve set (Twist)
42.04.40003	30	Balloon inflation device, Stopcock("RIGHT OFF")+ Hemostasis valve set (Twist)
42.04.40012	20	Balloon inflation device, Stopcock("RIGHT ON")+Hemostasis valve set(Push Pull)
42.04.40013	20	Balloon inflation device, Stopcock("RIGHT OFF")+Hemostasis valve set(Push Pull)
42.04.40014	30	Balloon inflation device, Stopcock("RIGHT ON")+Hemostasis valve set(Push Pull)
42.04.40015	30	Balloon inflation device, Stopcock("RIGHT OFF")+Hemostasis valve set(Push Pull)
42.04.40004	20	Balloon inflation device, Stopcock("RIGHT ON")+Hemostasis valve set(Push Pull with 25cm extension line&stopcock)
42.04.40005	20	Balloon inflation device, Stopcock("RIGHT OFF")+Hemostasis valve set(Push Pull with 25cm extension line&stopcock)
42.04.40006	30	Balloon inflation device, Stopcock("RIGHT ON")+Hemostasis valve set(Push Pull with 25cm extension line&stopcock)
42.04.40007	30	Balloon inflation device, Stopcock("RIGHT OFF")+Hemostasis valve set(Push Pull with 25cm extension line&stopcock)
42.04.40026	20	Balloon inflation device, Stopcock("RIGHT OFF")+Hemostasis valve set(Twist type with 25cm extension line&stopcock)
42.04.40027	20	Balloon inflation device, Stopcock("RIGHT ON")+Hemostasis valve set(Twist type with 25cm extension line&stopcock)
42.04.40017	30	Balloon inflation device, Stopcock("RIGHT ON")+Hemostasis valve set(Twist type with 25cm extension line&stopcock)
42.04.40016	30	Balloon inflation device, Stopcock("RIGHT OFF")+Hemostasis valve set(Twist type with 25cm extension line&stopcock)


# BALLOON INFLATION DEVICES

## Introduction

SCW balloon inflation device provide reliable and accurate inflation for your most demanding cases. Ergonomically designed with accuracy and quality in mind, easy to control and finish the inflation and deflation procedures, SCW balloon inflation devices are also available in custom kit configuration.

## Features

- Max Pressure: 30 Bar , 40 Bar
- Accurate;
- Stable performance;
- Simple operation



### Max Pressve: 30 Bar

Product No.	Volume (ml)	Contents
42.04.10000	20	Balloon inflation device, Stopcock("RIGHT ON")
42.04.10001	20	Balloon inflation device, Stopcock("RIGHT OFF")
42.04.20000	20	Balloon inflation device, Stopcock("Right ON")+Hemostasis Valve Set(Twist Type)
42.04.20001	20	Balloon inflation device, Stopcock("Right OFF")+Hemostasis Valve Set (Twist Type with 25cm Extension line & Stopcocks)
42.04.20002	20	Balloon inflation device, Stopcock("Right ON")+Hemostasis Valve Set(Push pull with 25cm Extension line & Stopcocks)
42.04.20003	20	Balloon inflation device, Stopcock("Right OFF")+Hemostasis Valve Set(Push pull with 25cm Extension line & Stopcocks)


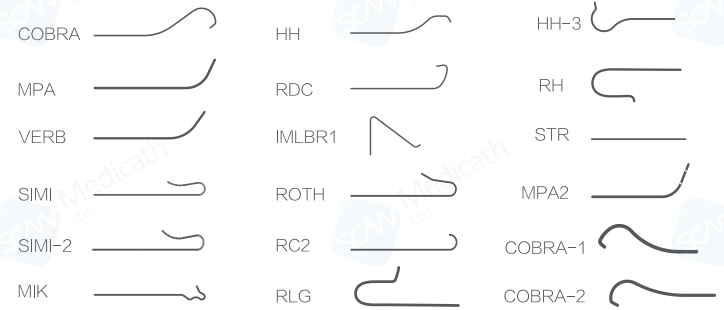
### Max Pressve: 40 Bar

Product No.	Volume (ml)	Contents
42.04.10009	20	Balloon inflation device, Stopcock("RIGHT ON")
42.04.10010	20	Balloon inflation device, Stopcock("RIGHT OFF")
42.04.10011	20	Balloon inflation device, Stopcock("Right ON")+Hemostasis Valve Set(Twist Type)
42.04.20006	20	Balloon inflation device, Stopcock("Right OFF")+Hemostasis Valve Set (Twist Type with 25cm Extension line & Stopcocks)
42.04.20007	20	Balloon inflation device, Stopcock("Right ON")+Hemostasis Valve Set(Push pull with 25cm Extension line & Stopcocks)
42.04.20008	20	Balloon inflation device, Stopcock("Right OFF")+Hemostasis Valve Set(Push pull with 25cm Extension line & Stopcocks)

# RADIOLOGY ANGIOGRAPHIC CATHETER

## Features

- Large inner diameter for high flow rate of contrast media.
- Flexible material have excellent support and shape memory.
- Braided catheter construction allows for good torqueability and excellent kink resistant capacity.
- Soft tip will protect vessel from damage.





Product No.	Fr.	Configuration	Length(cm)	Product No.	Fr.	Configuration	Length(cm)	Product No.	Fr.	Configuration	Length(cm)
42.08.21425	4F	COBRA1	100	42.08.21426	5F	COBRA1	100	42.08.21427	6F	COBRA1	100
42.08.21428	4F	COBRA2	100	42.08.21292	5F	COBRA2	100	42.08.21429	6F	COBRA2	100
42.08.21430	4F	COBRA3	100	42.08.21431	5F	COBRA3	100	42.08.21432	6F	COBRA3	100
42.08.21433	4F	SIM1	100	42.08.21294	5F	SIM1	100	42.08.21434	6F	SIM1	100
42.08.21435	4F	SIM2	100	42.08.21295	5F	SIM2	100	42.08.21436	6F	SIM2	100
42.08.21437	4F	SIM3	100	42.08.21438	5F	SIM3	100	42.08.21439	6F	SIM3	100
42.08.21296	4F	MPA1	100	42.08.21297	5F	MPA1	100	42.08.21420	6F	MPA1	100
42.08.21447	4F	MPA1	110	42.08.21421	5F	MPA1	110	42.08.21448	6F	MPA1	110
42.08.21440	4F	MPA2	100	42.08.21423	5F	MPA2	100	42.08.21424	6F	MPA2	100
42.08.21449	4F	MPA2	110	42.08.21450	5F	MPA2	110	42.08.21422	6F	MPA2	110
42.08.21441	4F	MPB1	100	42.08.21442	5F	MPB1	100	42.08.21443	6F	MPB1	100
42.08.21444	4F	MPB2	100	42.08.21445	5F	MPB2	100	42.08.21446	6F	MPB2	100
42.08.21451	4F	VERB	100	42.08.21452	5F	VERB	100	42.08.21453	6F	VERB	100
42.08.21460	4F	STR	90	42.08.21461	5F	STR	90	42.08.21462	6F	STR	90
42.08.21472	4F	IMLBR1	100	42.08.21473	5F	IMLBR1	100	42.08.21474	6F	IMLBR1	100
42.08.21454	4F	MIK	80	42.08.21455	5F	MIK	80	42.08.21456	6F	MIK	80
42.08.21457	4F	MIK	100	42.08.21458	5F	MIK	100	42.08.21459	6F	MIK	100
42.08.21463	4F	HH1	100	42.08.21464	5F	HH1	100	42.08.21465	6F	HH1	100
42.08.21466	4F	HH2	100	42.08.21467	5F	HH2	100	42.08.21468	6F	HH2	100
42.08.21475	4F	RC2	80	42.08.21476	5F	RC2	80	42.08.21477	6F	RC2	80
42.08.21478	4F	RC2	100	42.08.21479	5F	RC2	100	42.08.21480	6F	RC2	100
42.08.20012	4F	RH	80	42.08.20013	5F	RH	80	42.08.20014	6F	RH	80
42.08.20015	4F	YAS	80	42.08.20016	5F	YAS	80	42.08.20017	6F	YAS	80
42.08.20018	4F	RS	80	42.08.20019	5F	RS	80	42.08.20020	6F	RS	80
42.08.20021	4F	RLG	80	42.08.20022	5F	RLG	80	42.08.20023	6F	RLG	80

# CARDIOLOGY ANGIOGRAPHIC CATHETER

## Features

- Large inner diameter for high flow rate of contrast media.
- Flexible material have excellent support and shape memory.
- Braided catheter construction allows for good torqueability and excellent kink resistant capacity.
- Soft tip will protect vessel from damage.



Product No.	Fr.	Configuration	Length (cm)	Product No.	Fr.	Configuration	Length (cm)	Product No.	Fr.	Configuration	Length (cm)
42.08.11042	5F	JL3.5	100	42.08.11046	5F	JL5.5	100	42.08.11049	6F	JL4.5	100
42.08.11043	5F	JL4.0	100	42.08.11047	6F	JL3.5	100	42.08.11050	6F	JL5.0	100
42.08.11044	5F	JL4.5	100	42.08.11048	6F	JL4.0	100	42.08.11051	6F	JL5.5	100
42.08.11045	5F	JL5.0	100								
42.08.11052	5F	JR3.5	100	42.08.11056	5F	JR5.5	100	42.08.11059	6F	JR4.5	100
42.08.11053	5F	JR4.0	100	42.08.11057	6F	JR3.5	100	42.08.11060	6F	JR5.0	100
42.08.11054	5F	JR4.5	100	42.08.11058	6F	JR4.0	100	42.08.11061	6F	JR5.5	100
42.08.11055	5F	JR5.0	100								
42.08.11073	4F	180° Straight	110	42.08.11062	5F	180° Straight	110	42.08.11063	6F	180° Straight	110
42.08.11074	4F	145° Angled	110	42.08.11064	5F	145° Angled	110	42.08.11065	6F	145° Angled	110

### TIG

Product No.	Fr.	Configuration	Length (cm)	Product No.	Fr.	Configuration	Length (cm)	Product No.	Fr.	Configuration	Length (cm)
42.08.11066	4F	TIG	100	42.08.11067	5F	TIG	100	42.08.11068	6F	TIG	100




# TRANSRADIAL INTRODUCER SETS

## Features

- Perform diagnostic and interventional procedures without upsizing to a large sheath.
- click-off dilator lock prevents dilator back-out during insertion and allows one-hand unlocking.
- Off Hemostasis valve to avoid blood reflux and air aspiration

## Contents

- Transradial Introducer Sheath
- Dilator
- Kink-Resistant Guide Wire
- Syringes
- Introducer Needle



### Click Type-Ter II

Nitinol core with SS spring core guidewire included

Product No.	Size(Fr.)	length(cm)	Nitinol Guidewire	Introducer Needle
42.10.20205	5	7	0.018**45cm Straight	21G x 4.0 cm
42.10.20206	5	10	0.018**45cm Straight	21G x 4.0 cm
42.10.20207	5	11	0.018**45cm Straight	21G x 4.0 cm
42.10.20209	6	7	0.018**45cm Straight	21G x 4.0 cm
42.10.20210	6	10	0.018**45cm Straight	21G x 4.0 cm
42.10.20192	6	11	0.018**45cm Straight	21G x 4.0 cm
42.10.20212	7	7	0.018**45cm Straight	21G x 4.0 cm
42.10.20213	7	10	0.018**45cm Straight	21G x 4.0 cm
42.10.20214	7	11	0.018**45cm Straight	21G x 4.0 cm

# TRANSRADIAL INTRODUCER SETS

## Features

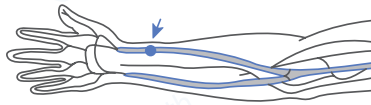
Perform diagnostic and interventional procedures without upsizing to a larger sheath

Optimal radial access, especially in women with smaller radial arteries

Less penetration resistance than conventional sheaths

## Contents

- Transradial Introducer Sheath
- Dilator
- Kink-Resistant Guide Wire
- Syringe
- I.V.Cannula / Introducer Needle



### TWIST TYPE -Med

Nitinol shaft with SS spring coil tip guidewire included

Product No.	Size(Fr.)	length(cm)	Nitinol Guidewire	I.V.Cannula	Product No.	Size(Fr.)	length(cm)	Nitinol Guidewire	I.V.Cannula
42.10.10000	4	7	0.018"×65cm Angled	20G x 3.2 cm	42.10.10001	4	9	0.018"×65cm Angled	20G x 3.2 cm
42.10.10002	5	7	0.018"×65cm Angled	20G x 3.2 cm	42.10.10003	5	11	0.018"×65cm Angled	20G x 3.2 cm
42.10.10005	6	7	0.018"×65cm Angled	20G x 3.2 cm	42.10.10006	6	11	0.018"×65cm Angled	20G x 3.2 cm
42.10.10008	7	7	0.018"×65cm Angled	20G x 3.2 cm	42.10.10009	7	11	0.018"×65cm Angled	20G x 3.2 cm
42.10.10012	8	7	0.018"×65cm Angled	20G x 3.2 cm					
					42.10.10004	5	16	0.018"×65cm Angled	20G x 3.2 cm
					42.10.10007	6	16	0.018"×65cm Angled	20G x 3.2 cm
					42.10.10010	7	16	0.018"×65cm Angled	20G x 3.2 cm

**CLICK TYPE-Ter**

Nitinol core with plastic jacket guidewire included

Product No.	Size(Fr.)	length(cm)	Nitinol Guidewire	I.V.Cannula
42.10.20000	4	7	0.025"*45cm straight	20G x 3.2 cm
42.10.20003	5	7	0.025"*45cm straight	20G x 3.2 cm
42.10.20006	6	7	0.025"*45cm straight	20G x 3.2 cm
42.10.20009	7	7	0.025"*45cm straight	20G x 3.2 cm
42.10.20001	4	11	0.025"*45cm straight	20G x 3.2 cm
42.10.20004	5	11	0.025"*45cm straight	20G x 3.2 cm
42.10.20007	6	11	0.025"*45cm straight	20G x 3.2 cm
42.10.20010	7	11	0.025"*45cm straight	20G x 3.2 cm
42.10.20002	4	16	0.025"*45cm straight	20G x 3.2 cm
42.10.20005	5	16	0.025"*45cm straight	20G x 3.2 cm
42.10.20008	6	16	0.025"*45cm straight	20G x 3.2 cm
42.10.20011	7	16	0.025"*45cm straight	20G x 3.2 cm

**CLICK TYPE-Coo**

Nitinol core with SS spring coil guidewire included

Product No.	Size(Fr.)	length(cm)	Nitinol Guidewire	Introducer Needle
42.10.30000	4	7	0.021"*45cm Straight	20G x 3.8 cm
42.10.30003	5	7	0.021"*45cm Straight	20G x 3.8 cm
42.10.30006	6	7	0.021"*45cm Straight	20G x 3.8 cm
42.10.30009	7	7	0.021"*45cm Straight	20G x 3.8 cm
42.10.30001	4	11	0.021"*45cm Straight	20G x 3.8 cm
42.10.30004	5	11	0.021"*45cm Straight	20G x 3.8 cm
42.10.30007	6	11	0.021"*45cm Straight	20G x 3.8 cm
42.10.30010	7	11	0.021"*45cm Straight	20G x 3.8 cm
42.10.30002	4	16	0.021"*45cm Straight	20G x 3.8 cm
42.10.30005	5	16	0.021"*45cm Straight	20G x 3.8 cm
42.10.30008	6	16	0.021"*45cm Straight	20G x 3.8 cm
42.10.30011	7	16	0.021"*45cm Straight	20G x 3.8 cm

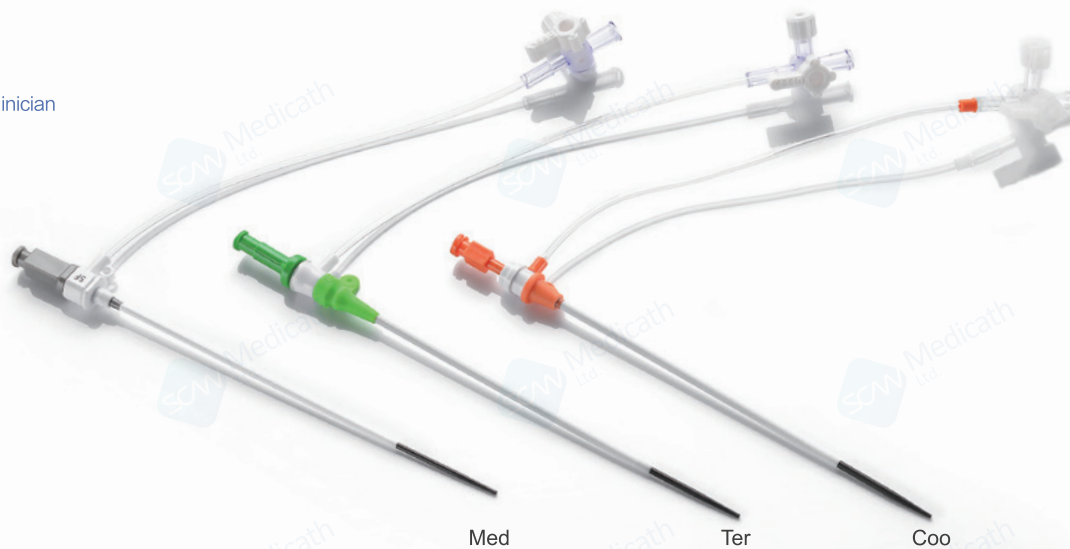
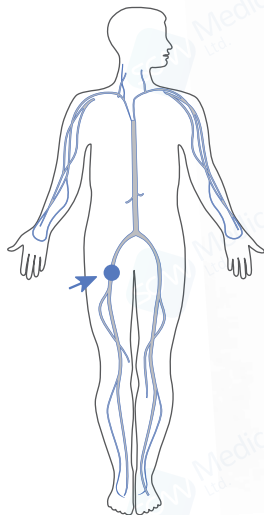
# INTRODUCER SETS

## Features

- Small OD and large ID minimizes the size compromising ease of device passage.
- Seamless guide wire to dilator and dilator to sheath risks of gaps and arterial damage.
- \* We can supply kink resistance nitinol guide wire to increase clinician confidence

## Contents

- Femoral Introducer Sheath+ dilator
- Syringe
- Guide Wire
- introducer needle
- Scalpel



### TWIST TYPE-Med

Product No.	Size(Fr.)	length(cm)	Guidewire	Introducer Needle	Product No.	Size(Fr.)	length(cm)	Nitinol Guidewire	Introducer Needle
42.09.10000	4	9	0.021 <sup>11</sup> *45cm J	20G x 3.8 cm	42.09.10007	4	19	0.021 <sup>11</sup> *60cm J	20G x 3.8 cm
42.09.10001	5	11	0.038 <sup>11</sup> *45cm J	18G x 6.5 cm	42.09.10008	5	23	0.038 <sup>11</sup> *60cm J	18G x 6.5 cm
42.09.10002	6	11	0.038 <sup>11</sup> *45cm J	18G x 6.5 cm	42.09.10009	6	23	0.038 <sup>11</sup> *60cm J	18G x 6.5 cm
42.09.10003	7	11	0.038 <sup>11</sup> *45cm J	18G x 6.5 cm	42.09.10010	7	23	0.038 <sup>11</sup> *60cm J	18G x 6.5 cm
42.09.10004	8	11	0.038 <sup>11</sup> *45cm J	18G x 6.5 cm	42.09.10011	8	23	0.038 <sup>11</sup> *60cm J	18G x 6.5 cm
42.09.10005	9	11	0.038 <sup>11</sup> *45cm J	18G x 6.5 cm	42.09.10012	9	23	0.038 <sup>11</sup> *60cm J	18G x 6.5 cm
42.09.10006	10	11	0.038 <sup>11</sup> *45cm J	18G x 6.5 cm	42.09.10013	10	23	0.038 <sup>11</sup> *60cm J	18G x 6.6 cm



Product No.	Size(Fr.)	length(cm)	Guidewire	Introducer Needle	Product No.	Size(Fr.)	length(cm)	Nitinol Guidewire	Introducer Needle
42.09.20000	4	9	0.021**45cm J	20G x 3.8 cm	42.09.20005	4	19	0.021**60cm J	20G x 3.8 cm
42.09.20001	5	11	0.038**45cm J	18G x 6.5 cm	42.09.20006	5	23	0.038**60cm J	18G x 6.5 cm
42.09.20002	6	11	0.038**45cm J	18G x 6.5 cm	42.09.20007	6	23	0.038**60cm J	18G x 6.5 cm
42.09.20003	7	11	0.038**45cm J	18G x 6.5 cm	42.09.20008	7	23	0.038**60cm J	18G x 6.5 cm
42.09.20004	8	11	0.038**45cm J	18G x 6.5 cm	42.09.20009	8	23	0.038**60cm J	18G x 6.5 cm

#### CLICK TYPE-Coo

Product No.	Size(Fr.)	length(cm)	Guidewire	Introducer Needle	Product No.	Size(Fr.)	length(cm)	Nitinol Guidewire	Introducer Needle
42.09.30000	4	9	0.021**45cm J	20G x 3.8 cm	42.09.30004	4	19	0.021**60cm J	20G x 3.8 cm
42.09.30001	5	11	0.038**45cm J	18G x 6.5 cm	42.09.30005	5	23	0.038**60cm J	18G x 6.5 cm
42.09.30002	6	11	0.038**45cm J	18G x 6.5 cm	42.09.30006	6	23	0.038**60cm J	18G x 6.5 cm
42.09.30003	7	11	0.038**45cm J	18G x 6.5 cm	42.09.30007	7	23	0.038**60cm J	18G x 6.5 cm

# HYDROPHILIC INTRODUCER SETS

## Features

- Perform diagnostic and interventional procedures without upsizing to a larger sheath
- Optimal radial access, especially in women with smaller radial arteries
- Less penetration resistance than conventional sheaths
- Easy insertion and removal with hydrophilic coating

## Contents

- Transradial Introducer Sheath
- Dilator
- Guide Wire
- Syringe
- I.V.Cannula/Introducer Needle
- Scapel



CLICK TYPE-Ter Nitinol core with plastic jacket guidewire included

Product No.	Size(Fr.)	length(cm)	Nitinol Guidewire	I.V.Cannula
42.10.20052	4	7	0.025**45cm Angel	20G x 3.2 cm
42.10.20053	4	9	0.025**45cm Angel	20G x 3.2 cm
42.10.20054	4	11	0.025**45cm Angel	20G x 3.2 cm
42.10.20055	5	7	0.025**45cm Angel	20G x 3.2 cm
42.10.20056	5	9	0.025**45cm Angel	20G x 3.2 cm
42.10.20057	5	11	0.025**45cm Angel	20G x 3.2 cm
42.10.20058	6	7	0.025**45cm Angel	20G x 3.2 cm
42.10.20059	6	9	0.025**45cm Angel	20G x 3.2 cm
42.10.20060	6	11	0.025**45cm Angel	20G x 3.2 cm
42.10.20061	7	7	0.025**45cm Angel	20G x 3.2 cm
42.10.20062	7	9	0.025**45cm Angel	20G x 3.2 cm
42.10.20063	7	11	0.025**45cm Angel	20G x 3.2 cm
42.10.20064	4	16	0.025**80cm Angel	20G x 3.2 cm
42.10.20065	4	23	0.025**80cm Angel	20G x 3.2 cm
42.10.20066	5	16	0.025**80cm Angel	20G x 3.2 cm
42.10.20067	5	23	0.025**80cm Angel	20G x 3.2 cm
42.10.20068	6	16	0.025**80cm Angel	20G x 3.2 cm
42.10.20069	6	23	0.025**80cm Angel	20G x 3.2 cm
42.10.20070	7	16	0.025**80cm Angel	20G x 3.2 cm
42.10.20071	7	23	0.025**80cm Angel	20G x 3.2 cm

Nitinol core with SS spring coil guidewire included

Product No.	Size(Fr.)	length(cm)	Nitinol Guidewire	Introducer Needle
42.10.20092	4	7	0.021**45cm Straight	21G x 4.0 cm
42.10.20093	4	9	0.021**45cm Straight	21G x 4.0 cm
42.10.20094	4	11	0.021**45cm Straight	21G x 4.0 cm
42.10.20095	5	7	0.021**45cm Straight	21G x 4.0 cm
42.10.20096	5	9	0.021**45cm Straight	21G x 4.0 cm
42.10.20097	5	11	0.021**45cm Straight	21G x 4.0 cm
42.10.20098	6	7	0.021**45cm Straight	21G x 4.0 cm
42.10.20099	6	9	0.021**45cm Straight	21G x 4.0 cm
42.10.20100	6	11	0.021**45cm Straight	21G x 4.0 cm
42.10.20101	7	7	0.021**45cm Straight	21G x 4.0 cm
42.10.20102	7	9	0.021**45cm Straight	21G x 4.0 cm
42.10.20103	7	11	0.021**45cm Straight	21G x 4.0 cm
42.10.20104	4	16	0.021**80cm Straight	21G x 4.0 cm
42.10.20105	4	23	0.021**80cm Straight	21G x 4.0 cm
42.10.20106	5	16	0.021**80cm Straight	21G x 4.0 cm
42.10.20107	5	23	0.021**80cm Straight	21G x 4.0 cm
42.10.20108	6	16	0.021**80cm Straight	21G x 4.0 cm
42.10.20109	6	23	0.021**80cm Straight	21G x 4.0 cm
42.10.20110	7	16	0.021**80cm Straight	21G x 4.0 cm
42.10.20111	7	23	0.021**80cm Straight	21G x 4.0 cm



# PRESSURE BANDAGE

## Features

- Easy to fix without displacement
- Ensuring normal venous blood circulation;
- Easy for observation and adjust the pressure

Product No.	Size (cm)
42.19.30002	23

# TOURNIQUET

## Features

- Patent design for oppressing the puncture point for vitro bleeding stanching after radial artery puncture
- Stop bleeding by simply adjusting the band or turncap
- Soft and transparent pad to make patients comfort.

Product No.	Size (mm)
42.19.30000	70

# RADIAL ARTERY COMPRESSION TOURNIQUET

## Features

- Selective compression of the radial artery to allow blood return and preserve patency.
- Transparent structure for visual control of the puncture side
- Two band lengths available for a precise fit and optimal patient comfort

Product No.	Size (mm)
42.17.30001	24cm
42.17.30003	29cm
42.17.30004	27cm



# PEELABLE INTRODUCER SETS

## Features

- Lower insertion forces during placement into vasculature;
  - Reduced drug on catheter during placement during the sheath;
  - Convenient dilator to sheath interlock
- \* We can supply kink resistance nitinol guide wire to increase clinician confidence

## Contents

- Peelable introducer Sheath+ dilator
- Syringe
- Guide Wire
- introducer needle
- Scapel



### Sheath Length: 14CM

Product No.	Size(Fr.)	Tube OD(mm)	Min.ID(mm)	Min.Tip ID(mm)	Product No.	Size(Fr.)	Tube OD(mm)	Min.ID(mm)	Min.Tip ID(mm)
42.11.10000	5.0	2.29	1.73	1.68	42.11.10003	8.0	3.33	2.72	2.67
42.11.10001	6.0	2.62	2.06	2.01	42.11.10004	9.0	3.66	3.05	3.00
42.11.10002	7.0	3.00	2.39	2.34	42.11.10005	10.0	4.04	3.38	3.33

# PERCUTANEOUS ACCESS SET

## Features

- Used for single-puncture percutaneous access to facilitate placement of a working wire guide for drainage procedures.
- The transitionless tip is design requires less insertion force and virtually eliminates hang-ups during entries.
- The entire shaft and distal tip are radiopaque to maximize visibility during placement.
- The set includes an echogenic needle, a cope mandril wire guide, and a hydrophilic-coated coaxial introducer sheath, which work together to ease placement.
- The outer sheath permits the advancement of a 0.038 inch diameter wire guide while the 0.018inch diameter remains in place as a safety wire



Product No.	Sheath OD&Length	Dialator size	Needle	Wire Guide
42.20.10000	6Fr*18cm	4Fr*21cm	22G*15cm	0.018**45cm Angel

# MANIFOLDS-ONE PORT

## Features

- Smooth rotation
- Latex free

Product No.	Description	Pressure
42.06.10000	“ON” w/Rotating Adapter, 3 Way	500 PSI
42.06.10001	“OFF” w/Rotating Adapter, 3 Way	500 PSI
42.06.20000	“ON” w/Rotating Adapter, 3 Way	250 PSI
42.06.20001	“OFF” w/Rotating Adapter, 3 Way	250 PSI



# MANIFOLDS - TWO PORTS

## Features


- Smooth-turning handles
- Laxex free

### Block body

Product No.	Description	Pressure
42.05.10001	“OFF” Right-Handed w/Rotating Adapter, 2 Port	500 PSI
42.05.10003	“OFF” Right-Handed w/Rotating Adapter, 2 Port	250 PSI

### Half body

Product No.	Description	Pressure
42.05.20000	“ON” Right-Handed w/Rotating Adapter, 2 Port	500 PSI
42.05.20002	“ON” Right-Handed w/Rotating Adapter, 2 Port	250 PSI




# MANIFOLDS—THREE PORTS

## Features

- Large internal lumen (2.3mm diameter)
- Easy to rotation
- Latex free

Product No.	Description	Pressure
42.05.40000	"ON" Right-Handed w/Rotating Adapter, 3 Port	500 PSI
42.05.40001	"OFF" Right-Handed w/Rotating Adapter, 3 Port	500 PSI
42.05.40002	"ON" Right-Handed w/Rotating Adapter, 3 Port	250 PSI
42.05.40003	"OFF" Right-Handed w/Rotating Adapter, 3 Port	250 PSI



# MANIFOLD KITS

## Features

- SCW custom manifold kits are designed to enhance an angiographic lab's efficiency by meeting the specifications with one complete sterile package.

Product No.	Description
42.05.50000	Manifold "RIGHT ON",Dose-control syringes 12ml
42.05.50001	Manifold "RIGHT OFF",Dose-control syringes 12ml



# DOSE-CONTROL SYRINGES



## Features

- Clear body provides excellent clarification and smooth as glass feeling
- Solid piston barrel Maintains stable and persistent under pressure
- Rotating and Fixed Luers , in luer connection it allows for flexibility and dependence
- Safety of space ,Intended to reduce the potential of air bubbles getting into the catheter
- Safety of reservoir,available with 0.5 mL taking precautions against bottoming out during injection

Product No.	Description	Tip Style	Product No.	Description	Tip Style
42.07.10001	10ml Thumb Ring&Finger Rings	Rotator Tip	42.07.20001	10 Thumb Ring&Finger Rings	Fixed Tip
42.07.10002	12ml Thumb Ring&Finger Rings	Rotator Tip	42.07.20002	12 Thumb Ring&Finger Rings	Fixed Tip
42.07.10003	20ml Thumb Ring&Finger Rings	Rotator Tip	42.07.20003	20 Thumb Ring&Finger Rings	Fixed Tip



## COLORED PISTON SPECIALTY SYRINGES

### Features

- Clear body provides excellent clarification
- Smooth operation
- Safety increased that reduces incidence rate of syringe exchange

Product No.	Description	Product No.	Description	Product No.	Description	Product No.	Description
42.15.10000	3ml White	42.15.20000	6ml White	42.15.30000	10ml White	42.15.40000	20ml White
42.15.10001	3ml Red	42.15.20001	6ml Red	42.15.30001	10ml Red	42.15.40001	20ml Red
42.15.10002	3ml Green	42.15.20002	6ml Green	42.15.30002	10ml Green	42.15.40002	20ml Green
42.15.10003	3ml Blue	42.15.20003	6ml Blue	42.15.30003	10ml Blue	42.15.40003	20ml Blue
42.15.10004	3ml Yellow	42.15.20004	6ml Yellow	42.15.30004	10ml Yellow	42.15.40004	20ml Yellow
						42.15.40005	20ml Purple



# DISPOSABLE PRESSURE TRANSDUCERS

## Features

- Reliable and simple priming with straight fluid device
- The modified humanized design fits comfortably when operation
- The chip is integrated into the patient disposable



Bax



Abb



Uta

Product No. Single channel kit	Description
41.04.12000	with Bax connector
41.04.15000	with Uta connector
41.04.16000	with Abb connector

Product No. Double channel kit	Description
41.04.22000	with Bax connector
41.04.25000	with Uta connector
41.04.26000	with Abb connector



# GENERAL PURPOSE TEMPERATURE MONITORING PROBE

## Features

- Versatile core temperature monitoring that works with esophageal, nasopharyngeal or rectal placement
- Accurate and consistent measurement that increases clinician confidence



Product No.	Size
41.12.10001	10F
41.12.10002	7F

# INTRODUCER NEEDLES

Product No.	Description
42.19.10009	Green Hub 18Ga x 6.5 cm
42.19.10010	Green Hub 18Ga x 7.0 cm
42.19.10002	Clear Hub 18Ga x 6.5 cm
42.19.10003	Clear Hub 18Ga x 7.0 cm
42.19.10008	Green Hub 20 Ga x 3.8 cm
42.19.10005	Clear Hub 20 Ga x 3.8 cm
42.19.10006	Y type Pink Hub 18 Ga x 6.5 cm
42.19.10007	Y type Pink Hub 18 Ga x 7.0 cm



## CONNECTING TUBINGS (1200PSI)

### Features

- Protects against microbiological infect
- ganoid; smooth-faced
- succinct design
- High pressure resistant
- Easy operation

Product No.	Description
42.02.20000	25 cm Female Luer Lock to Male Rotator
42.02.20001	50 cm Female Luer Lock to Male Rotator
42.02.20002	75 cm Female Luer Lock to Male Rotator
42.02.20013	100 cm Female luer lock to Male Rotator
42.02.20003	120 cm Female Luer Lock to Male Rotator
42.02.20004	150 cm Female Luer Lock to Male Rotator
42.02.20005	180 cm Female Luer Lock to Male Rotator

## CONNECTING TUBINGS (500PSI)

### Features

- Clear PVC Tubing (DEHP Free)
- High durometer for accurate measurements
- bore high pressure extension line suitable for high pressure monitoring

Product No.	Description	Product No.	Description
42.02.10006	25 cm Female to Male Luer Lock	42.02.10009	120 cm Female to Male Luer Lock
42.02.10000	25 cm Female Luer Lock to Male Rotator	42.02.10003	120 cm Female Luer Lock to Male Rotator
42.02.10007	50 cm Female to Male Luer Lock	42.02.10010	150 cm Female to Male Luer Lock
42.02.10001	50 cm Female Luer Lock to Male Rotator	42.02.10004	150 cm Female Luer Lock to Male Rotator
42.02.10008	75 cm Female to Male Luer Lock	42.02.10011	180 cm Female to Male Luer Lock
42.02.10002	75 cm Female Luer Lock to Male Rotator	42.02.10005	180 cm Female Luer Lock to Male Rotator
42.02.10012	100 cm Female luer lock to Male Rotator		



# Angiographic Syringes

- Clear body Provides excellent clarification and smooth as glass feeling ,it could see air bubble and contrast medium
- It could be used for computed tomographic scanning, angiography, Nuclear magnetic resonance and imaging
- Great Variety of Syringes, it could match so many injectors



Product No.		Volume(ml)	Description	Models	
Single	Dual		Used for Medrad	Single	Dual
42.16.10000	42.16.10001	200	Used for CT: MCT&plus; OP-100;VCT610; ECT710	CT-200-A1	CT-200/200-A1
42.16.10002	42.16.10003	200	Used for CT: STELANT	CT-200-A2	CT-200/200-A2
42.16.10004		150	Used for DSA: Mark V & Mark V Provis	DSA-150-A1	
42.16.10005		200	Used for DSA: Mark V & Mark V Provis	DSA-200-A1	
42.16.10007		130	Used for DSA: Mark III & Mark IV	DSA-130-A1	
	42.16.10008	65	Used for MRI: Spectris		MRI-65/65-A1
	42.16.10009	115	Used for MRI: Spectris		MRI-115/115-A1
	42.16.10010	65/115	Used for MRI: Spectris		MRI-65/115-A1
42.16.10011	42.16.10012	190	Used for CT: SALENT	CT-190-A1	CT-190/190-A1
42.16.10016		150	Used for DSA:Mark 7	DSA-150-A2	
	42.16.10019	200	Used for CT STELANT		CT-200/200-A2

# Angiographic Syringes



Single



DSA



Dual



Product No.		Volume(ml)	Description	Models	
Single	Dual			Single	Dual
			Used for Libel-Flarsheim		
42.16.20000	42.16.20001	200	Used for CT: CT 9000 & CT 9000 ADV	CT-200-B1	CT-200/200-B1
42.16.20002		150	Used for DSA: Angiomat 6000	DSA-150-B1	
42.16.20003		150	Used for CT & DSA: Angiomat Illumena	CT/DSA-150-B1	
42.16.20005	42.16.20006	60	Used for MRI: Optistar	MRI-60-B1	MRI-60/60-B1

Product No.		Volume(ml)	Description	Models	
Single	Dual			Single	Dual
			Used for EZEM		
42.16.50000	42.16.50001	200	Used for CT: Empower	CT-200-EM	CT-200/200-EM



Product No.		Volume(ml)	Description	Models	
Single	Dual			Single	Dual
			Used for Nemoto Kyorindo		
42.16.30000	42.16.30001	100	Used for CT: A-25	CT-100-NE	CT-100/100-NE
42.16.30002	42.16.30003	200	Used for CT: A-25 A-60	CT-200-NE	CT-200/200-NE
42.16.30005		120	Used for DSA: Nemoto 120S	DSA-120-NE	
42.16.30006	42.16.30007	60	Nemoto Dual Shot. Sonic Shot 50	MRI-60-NE	MRI-60/60-NE
	42.16.30008	100/200	Used for CT:A-25		CT-100/200-NE
	42.16.30012	60/200	Used for CT: A-25,A-60		CT-60/200-NE

Product No.		Volume(ml)	Description	Models	
Single	Dual			Single	Dual
			Used for Metron		
42.16.40000	42.16.40001	200	Used for CT: ACCUTRON	CT-200-MED	CT-200/200-MED
42.16.40002	42.16.40003	65	Used for MRI: ACCUTRON	MRI-65-MED	MRI-65/65-MED
	42.16.40004	65/200	Used for MRI: ACCUTRON		MRI-65/200-MED





# ANGIOGRAPHIC SYRINGE ACCESSORIES

www.scwmed.com



Connecting Tubing(300psi)

Product No.	Description	Length(cm)	ID(mm)	OD(mm)
42.02.90000	Y tube with two check valves	150	1.8	3.6
42.02.90001	Coiled tube	150	1.6	3
42.02.90002	Y tube with two check valves	250	1.8	3.6
42.02.90003	Y tube with one check valve	150	1.8	3.6
42.02.90004	Y tube with one check valve	250	1.8	3.6
42.02.90005	Double infusion line with two check valves	150	2.8	4
42.02.90006	Straight tube	150	1.6	3
42.02.90007	Straight tube	20	1.6	3
42.02.90008	Straight tube with two male check valves	150	1.8	3.6
42.02.90009	Straight tube with two male check valves	250	1.8	3.6
42.02.90010	Coiled tube	150	1.8	3.6
42.02.90011	Straight tube with one needless adapter and spike	25	1.8	3.6
42.02.90012	Y tube with two check valves	15	1.8	3.6
42.02.90013	Coiled tube	50	1.6	3
42.02.90014	Coiled tube	100	1.6	3
42.02.90015	Straight tube with one check valve	12	1.8	3.6
42.02.90016	T tube with one coild tube 150cm and 100cm spike tube	150	1.8	3.6



## VENTED SPIKE

Product No.	Length(mm)
42.18.20000	20 ,Bule
42.18.20001	34,Red



## "J" Fill Tube

Product No.
42.18.10000



企业兴 则国兴 则民富  
企业亡 则国衰 则民穷

SCW 益心达  
SCW Meditech Ltd.

益心达科技园

# Enterprise introduction

Headquartered in Shenzhen, a southern city next to Hong Kong, SCW MEDICATH LTD is a leading manufacturer of disposable medical device in China. The company has 500 employees with over 500,000 square feet of the standardized manufacturing and modernized office space. Since 1996, SCW has been specialized in the field of anesthesiology, critical care and angiographic accessory products. Our guiding principle is to provide cost-effective customer solutions with SCW brand name products that match the quality of market leaders by innovative design and cost-effective manufacturing.

With skilled development team and cost-effective manufacturing process, SCW offers its products to OEM markets and welcomes joined efforts with medical device providers to design and manufacture new devices.



◆ Corporate environment



◆ Lecture



◆ Product seminar



◆ Product line



◆ Quality control



◆ Product sterilization



◆ Warehouse

CE

ISO 13485: 2016 REGISTERED FIRM



SCW MEDICATH LTD.

Manufacture Add: No.4 Baolong 6th Road, Baolong Industrial Town, Longgang District, Shenzhen 518116, P.R. China

Tel: 0086 755 89312160 / 89312258

Fax: 0086 755 89312239

Email: [sales@scwmed.com](mailto:sales@scwmed.com)

Http://[www.scwmed.com](http://www.scwmed.com)

