

V V T - Validation, Verification and Testing

SAMSUNG HS30**Table of Contents**

Table of Contents	1
Distribution List	2
Digital Signatures	2
Change History	2
Abbreviation	2
Definitions	2
References	2
Note	2
1 General	3
2 Device Data	3
2.1 Shock wave device or StorM-Link adapter/ILCU	3
2.2 Ultrasound device	4
2.3 Ultrasound probe	4
2.4 Adapter USB > Serial	4
2.5 RS 232 LWL Cable	4
2.6 Inline Unit	4
3 Practical Test	7
4 Conclusion	7

Distribution List

See DMS

Digital Signatures

Created by / Date:	Reviewed by / Date:	Approved by / Date:
Fritz Knödgen	Olaf Gleibe	Andreas Stasny
Date see DMS Stamp Created	Date see DMS Stamp Reviewed	Date see DMS Stamp Approved

Change History

No	Date	Index	Version	Changed Items	Reason	Author
1	25.02.20	01	1.0	All	New document	fkn

Abbreviation

None

Definitions

None

References

/Ref_01/ DRE_PE_aea01-054_01_02 General requirements for usage of US devices in combination with Storz Medical shock wave devices. Revision 3.0

Note

This document was created in a document management system DMS and therefore has no hand-written signatures. The digital signatures are shown on the first page via electronic stamps.
A printed version is not valid and for information purposes only and should not be used as a working document

1 General

The new ultrasound device SAMSUNG HS30 is used with STORZ MEDICAL lithotripters. Therefore, a special ultrasound probe for inline use and a software for crosshair display was developed by Samsung. The aim of this test is to prove that the generation of the crosshairs used for targeting the shock waves by the so called StorM Link data link is correct and not interrupted when using a RS232 to USB converter with a fibre optic cable for isolation.



Figure 1: SAMSUNG HS30

2 Device Data

2.1 Shock wave device or StorM-Link adapter/ILCU

- | | |
|---------------------|-------------------|
| a) Model | MODULITH SLK (1L) |
| b) Serial number | <u>1L.1200</u> |
| c) Protection Class | <u>I</u> |

No Pass Fail
test**2.2 Ultrasound device**

- a) Manufacturer SAMSUNG
- b) Model HS30
- c) Serial number S1F0M3HM900031H
- d) Version number of ultrasound device software 1.01.00 Build Date: 2019-11-13
- e) CE marking at device ☐ ☒ ☐
- f) Notified body n/a Prototype
- g) Certificate of Conformity (existence of copy, apparent correctness) ☐ ☒ ☐
- h) Operating manual addendum describing the StorM link specific features and connectors (existence of copy, apparent correctness) ☒ ☐ ☐
- i) Service manual addendum describing the StorM link specific calibration and service actions (existence of copy, apparent correctness) ☒ ☐ ☐

2.3 Ultrasound probe

- j) Manufacturer SAMSUNG
- k) Name _____
- l) Serial number _____

2.4 Adapter USB > Serial

- m) Manufacturer DELOCK
- n) Model Adapter USB 2.0 > 1 x Serial
- o) Order number 29285
- p) Chip set FDTI

2.5 RS 232 LWL Cable

- q) Manufacturer W&T
- r) Model Interface KunststoffLWL<> RS232
- s) Order number 26358

2.6 Inline Unit

- t) Manufacturer Storz Medical AG
- u) Model inline snap-in slk Samsung HS-30
- v) Order number 29161
- w) Serial number 0003



3 Assembly

3.1 Used material

- 2x 5088: Cable clip: 2x item number: 5088
- 10033 (60mm): Velcro fastener: 6cm item number: 10033
- 30178: Fiber optical converter cable 70cm (needs to be shortened to 60cm)
- 29285: Adapter USB -> Serial

3.2 Procedure



Figure 1: USB Port for connection with RS232 adapter cable




Figure 2: cover fixed with 5 screws




Figure 3: RS232 Adapter to fiber optical converter fixed with a velcro fastener




Figure 4: cable clip inside



Figure 5: cable clip outside



Figure 6: fiber optic converter to StormLink cable fixed with a cable clamp

4 Practical Test

Connect the ultrasound device to the lithotripter and place it in proximity of the shockwave source. During the release of the shockwaves no time out error should be displayed or no other incorrect behaviour of the device should be observed. The shockwave should be released at the highest energy level. A treatment was performed with 4000 shocks on highest energy level. Storm Link and transducer cable are tight together in parallel to simulate highest interference-prone.

	No test	Pass	Fail
a) No error message displayed on the US-device	<input type="checkbox"/>	<input checked="" type="checkbox"/>	<input type="checkbox"/>
b) No uncommon behaviour observed on the US-device	<input type="checkbox"/>	<input checked="" type="checkbox"/>	<input type="checkbox"/>
c) Crosshairs change position when probe is driven up or down	<input type="checkbox"/>	<input checked="" type="checkbox"/>	<input type="checkbox"/>

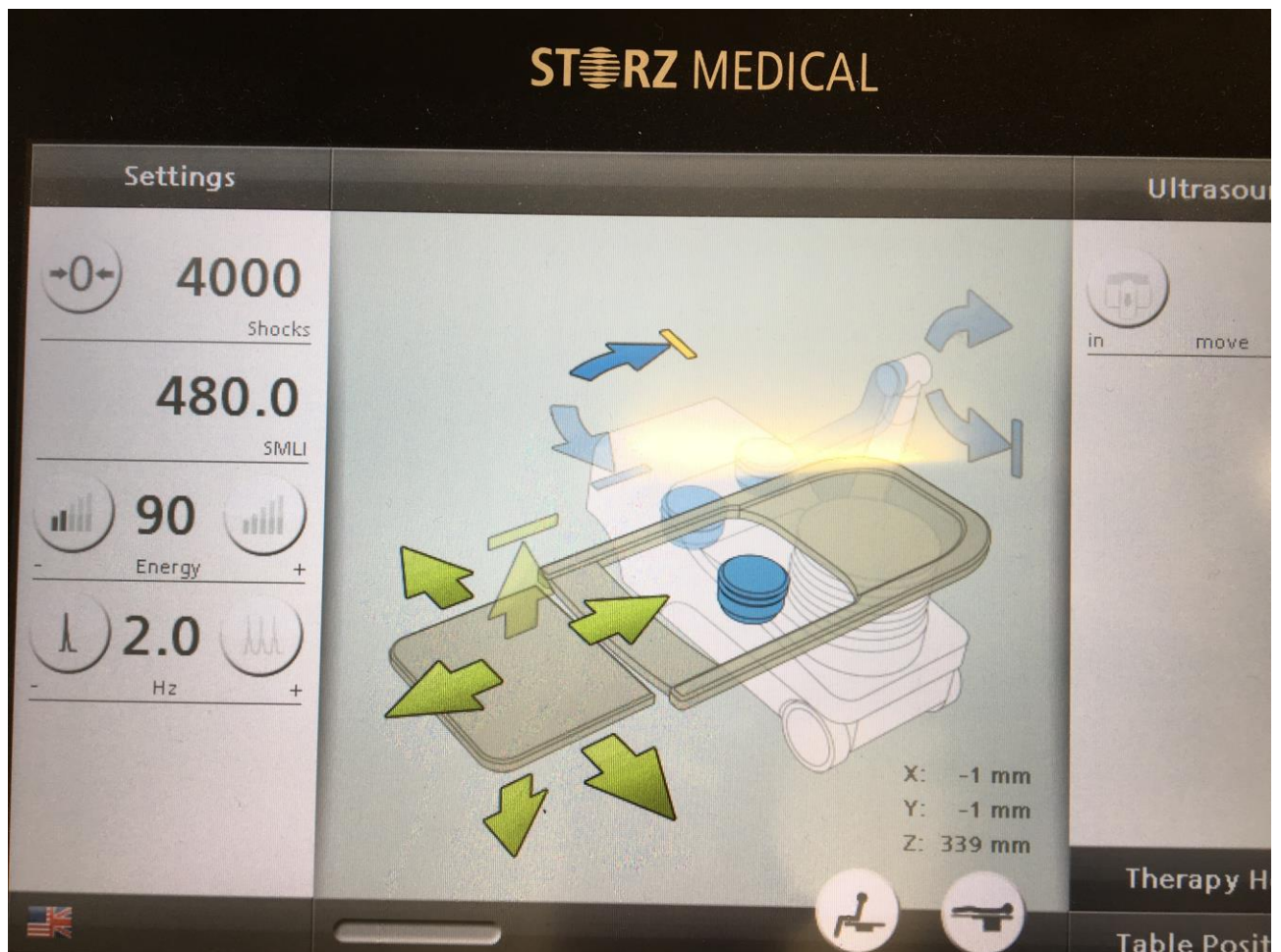


Figure 7: total number of shockwaves

5 Conclusion

☒ The adapter of the above stated manufacturer can be combined with the ultrasound device SAMSUNG HS30 and the STORZ MEDICAL shock wave device used for lithotripsy. No interferences or communication breakdown was observed during the testing.