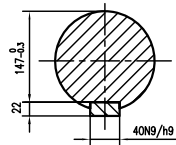


X-X
1:3



YXKKL500-10 800W	102.5	93.9	0.80	594	8200	0.7	6.0	1.8	120.8	2740
YXKKL500-10 710W	93.3	93.8	0.78	594	7900	0.7	6.0	1.8	107.2	2680
YXKKL500-10 630W	84.0	93.7	0.77	594	7600	0.7	6.0	1.8	95.3	2620
Model	Rated current (A)	Eff. (%)	Power factor	Speed (r/min)	Total W (kg)	L.T. R.T	L.C. R.C	M.T. R.T	M.MOI (kg·m ²)	H

Technical requirements

- 一 Technical data
 1. Rated voltage: 6kV 2. Frequency: 50Hz 3. Hot grade: 130(B) level
 4. Protection: IP54 or IP55 5. Mounting method: IMV1 6. Cooling method: IC611
 7. Vibration: <2.3mm/s 8. Connection: Y 9. Working mode: S1
- 二 Bearing data:
 1. Bearing type: roller bearing
 2. Model: shaft end 6234/P6 non-shaft end 7330B/P6
 3. Grease: 7008 air freight lubrication grease, adding period 1500h.
- 三 Temperature indicating
 Elements: PT100 (℃ 100Ω)
 stator PT100: 6 PCS (2 pcs/phase) Alarm: 125℃ stop: 130℃
 bearing PT100: 2 pcs (1 pcs/end) Alarm: 90℃ stop: 95℃
 Note: Complete instruments are provided by the user. When checking the voltage of the motor winding, the terminals of all temperature measuring components must be grounded.

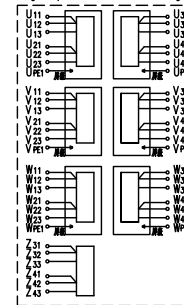
Terminal box position

The motor main junction box, the heater junction box and the temperature measuring element junction box are located on the same side.
 Main outlet box cable incoming range: $\phi 68 \sim \phi 80$
 Temperature measurement element outlet box cable inlet range: $\phi 37 \sim \phi 44$
 Heater outlet box cable inlet range: $\phi 18 \sim \phi 25$

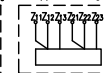
Notes

- The rotation direction of this motor is clockwise (from the extended end of the shaft), and it cannot run in reverse direction with a load.
- Heater: voltage 220V, power 0.3 kW.
- Couplings provided by pump plant.
- The motor does not withstand the thrust from the water pump.
- Before installing and using the motor, please read the motor instruction manual carefully.

Stator, lower bearing temperature sensor connecting dwg



Upper bearing temp. indicating dwg



PROJECT NO.:	NAME	DATE	OUTLINE DRAWING	
PROJECT NAME:	DRAWN			
PROPRIETARY AND CONFIDENTIAL THE INFORMATION CONTAINED IN THIS DRAWING IS THE SOLE PROPERTY OF <SHANGHAI KAIQUAN PUMP (GROUP) CO.,LTD.>. ANY REPRODUCTION IN PART OR AS A WHOLE WITHOUT THE WRITTEN PERMISSION OF <SHANGHAI KAIQUAN PUMP (GROUP) CO.,LTD.> IS PROHIBITED.	CHECKED			
	ENG APPR			
	MFG APPR			
	Q.A.			
MOTOR TYPE: YXKKL500-10		SIZE A	DWG. NO.	REV.
		SCALE:	WEIGHT:	SHEET 1 OF 1