


LOFUC-189

smiths medical
bringing technology to life


Introducers, Stylets and Guides The key to difficult airway access



AIRWAY MANAGEMENT



Single Use Bougie




Coudé angled tip

Single Use Bougie (Coudé Tip) - used in difficult airway scenarios.

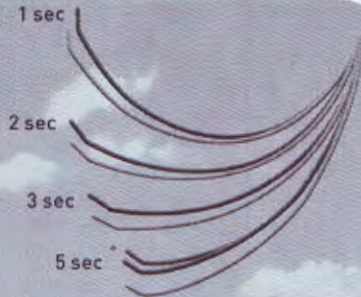
An ET Tube is rail roaded over the introducer. The coudé angled tip confirms correct placement in a difficult airway scenario through the "hold up" (clicks) on the tracheal rings. The coudé tip has minimal resistance on the ET Tube upon removal.

Reusable Introducer (Bougie)



Coudé angled tip

Introducers (Bougie / Coudé Tip) - used in difficult airway scenarios.



1 sec
2 sec
3 sec
5 sec *

The test was completed on a 3 second bend test using the new single use bougie against our reusable gum elastic bougie.³

*Competitor product @ 1 second.

The key to difficult airway access

"Difficult intubation is one of the most challenging situations faced by anaesthesiologists."¹

Smiths Medical have been manufacturers of the reusable tracheal tube introducer, known as the gum elastic bougie, for over 30 years. This product has been accepted as the gold standard for difficult airways.² With the arrival of the new Portex® Single Use Bougie, Smiths Medical now offers several simple solutions for the difficult airway with a comprehensive range of single use and reusable devices:

Single Use Bougie (Coudé Tip)

The new Portex® Single Use Bougie gives you virtually the same performance as the gold standard reusable tracheal tube introducer, and with several additional benefits:


- **Now single use**
Reduces the risk of cross infection
- **Portex ivory colour**
Easy to identify from our reusable product
- **New length of 700mm**
100mm longer than the reusable product
- **New clear graduated markings**
Additions and new format will help identify landmarks more easily
- **Atraumatic coudé tip**
Reduces the potential risk of trauma

Reusable Introducers

For many years, anaesthetists have favoured the technique of tracheal intubation using the Portex Venn tracheal tube introducer. It has gained an excellent reputation for convenience and ease of use particularly in difficult situations.^{1, 4-7}

General belief attributes its high success rates to include:


- **Superior memory**
- **Good flexibility**
- **Coudé tip that can easily identify tracheal rings**



Stylets



Guides



Stylets

The Portex intubation stylets have a "walking stick design" and can be inserted into the ET Tube prior to intubation. It is made of malleable aluminium with a polyethylene outer sleeve that allows the stylet to be adapted to any desired shape. Although very different in shape and use, some clinicians believe that it can be used as a Guide until they try to use it. The "hook" makes this impossible to do so and is not a practice we endorse.

- Single use so reduces risk of cross infection.
- Choice of two lengths for adult intubation.
- Choice of three sizes to fit most adult and paediatric tracheal tubes.

Guides (Exchange guides)

The Portex tracheal tube guides are available in both reusable (15CH and 10CH) and single use (15FR, 10CH and 5CH).

A guide is used when an ET Tube is exchanged for a new or speciality tube and helps to guarantee correct placement when a difficult airway is known or suspected. It is left in the trachea when the initial tube is removed and allows the new tube to railroad over the guide into place. The Guide is then removed allowing the ET Tube to be connected to the Ventilator or Anaesthetic Machine.

- Choice of reusable or single use.
- Recommended for use in cases where a tube exchange is necessary.
- Available in 5CH (Paediatric, 10CH and 15CH).

References

1. The Eschmann Tracheal Tube Introducer, Viswanathan S et al. Anaesthesiology Review 1992;19(6):29-34
2. Hodzovic I, Latto I.P. Rational choice of tracheal tube introducer (bougie). 15th Anaesthesia Update 26-30 January 2004.
3. Data from bench tests held on file at Smiths Medical.
4. Successful difficult intubation. Dogra S, Falconer R, Latto I. Anaesthesia 1990;45:774-6
5. Difficult Intubation. Cossham PS. British Journal of Anaesthetists 1985;57:239
6. A flexible solution for emergency intubation difficulties. Nocera A. Annals of Emergency Medicine 1996;5:665-7
7. Successful difficult intubation. Kidd JF, Dyson A, Latto I. Anaesthesia 1988;43:437-8



Introducers, Stylets and Guides

ORDERING INFORMATION

INTRODUCERS		Code	Dimensions	Qty
Portex Tracheal Tube Introducer (Baugiel)	R	14-504-17	15CH 600mm	1
Portex Single Use Bougie	SU	100/123/515	15FR 700mm	10

STYLETS


Portex Intubation Stylet (Paediatric)	SU	100/120/100	2.2mm OD 225mm	10
Portex Intubation Stylets (Adult)	SU	100/120/200 100/120/300	4.2mm OD 335mm 5.0mm OD 365mm	10 10
Portex Intubation Stylets (Extra Long)	SU	100/121/200 100/121/300	4.0mm OD 673mm 5.0mm OD 693mm	10 10

GUIDES

Portex Tracheal Tube Guides	R	14-504-76 14-504-68	10CH 700mm 15CH 700mm	1 1
Portex Tracheal Tube Guide (Paediatric)	SU	100/125/005	5CH 500mm	10
Portex Tracheal Tube Guides	SU	100/125/010	10CH 700mm	10
Portex Single Use Exchange Guide (Adult)	SU	100/123/015	15FR 700mm	10

SU = Single Use

R = Reusable



THE DETAILS GIVEN IN THIS LEAFLET ARE CORRECT AT THE TIME OF GOING TO PRESS. THE COMPANY RESERVES THE RIGHT TO IMPROVE THE EQUIPMENT SHOWN

Smiths Medical International Ltd

Hythe, Kent CT21 6JL UK

Tel: +44 (0)1303 260551 Fax: +44 (0)1303 266761

www.smiths-medical.com

Smiths Medical, part of the global technology business Smiths Group

Portex and the Smiths Medical Design Mark are trademarks of the Smiths Medical family of companies.
© 2006 Smiths Medical family of companies. All rights reserved.
Literature No. LIT/AM2699

smiths medical