

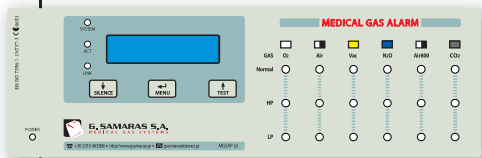
PRODUCT PORTFOLIO

3.5.1 MGSAP monitoring and alarm systems

The monitoring and alarm systems are used to provide all the important information to the control room. They indicate the pressure level of each gas (Low, Normal, High) whereas they can supply with information about a single medical station. Moreover, they are able to send useful data to a remote user.

Code	INPUTS				OUTPUTS				Communication				Clock	Interface	Battery	Extra		
	MGSAP	Type	Analog	Digital	BUTTONS Silence / Test / Return	OUT	LED	operational LED	Display	Buzzer	RJ45/10T Base Ethernet	Modbus over TCP/IP					I ² C	RS232 or RS485
L6	6 GAS	6	12	3	6 digital outputs (sinking) Alarm	18	3	LCD 2x16	(Double Tone 800/1600 Hz) (Power PWM)	1	yes		1		1 (optional RTC)	yes	yes	2 digital I/O
L9	9 GAS	6	8	4	8 MOSFET (C/NC/NO SPDT) Alarm	36*	4	graphic display	(Double Tone 800/1600 Hz) (Power PWM)	1	yes	2	1	1	RTC	yes	yes	NFC memory, SD memory
	extension	4			10xRelay (C/NC/NO SPDT) Alarm	18*						1			RTC			temp. sensor
Extra card for slots					Wi-fi, blue tooth, CANbus, DirectBus, RS485, LoRa, 3G modem, GPS, HDMI port													
*LED two state																		

3.5.1.1 Local Alarm panel - Single Station Alarm panel / MGSAP L6



Product Features:

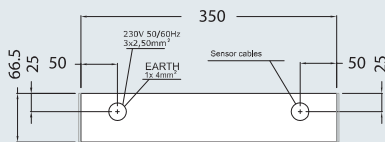
- Microprocessor based design providing powerful functionality
- Up to **9 inputs** (6 provided as standard and 3 as option), 4...20 mA range, 10 Bit resolution, for measurements of medical gas pressures, flow or other physical value(4...20 mA, two or three wire current loop transducers)
- Up to **12 independent digital inputs** for monitoring of medical gas pressures(pressure switches, dry contacts for normal pressure level indication as well as high / low limit-alarm)
- For each measurement **visual indicators** (3 led, one green led for Normal, one red for High alarm and one red for Low

alarm) acc to HTM 2021 and EN ISO 7396-1

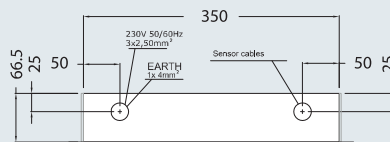
- For each measurement, an **output is provided** for remote alarm signalling (totally 6 outputs). Each Output is Open Drain as standard or optionally Relay (dry contacts C/NO)
- **Three (3) additional independent inputs** (4...20 mA, two or three wire current loop transducers) (option)
- Two (2) digital temperature sensors (range -10°C...+85°C, accuracy ±1°C), (option)
- One (1) digital air humidity/Dew point sensor (option)
- Built in **LCD screen** (2x16 characters) for displaying all measurements
- Three push buttons for viewing selection and other monitoring operations, temporary silence and test function provided
- **Audible signal for High/Low alarm condition**
- Alarm/event report and log file (up to 100 records)
- Power led indicator, and additional three status led indicators
- Built in **RJ45 port for Ethernet connection** (1 port, 10/100

Base-T) for web interface (as standard)

- All names ,units, alarm limits, analog/digital selection etc, are **user programmable** via user friendly web interface using any internet browser.
- **MODBUS TCP/IP** supported for connection to BMS systems (as standard)
- **On line remote monitoring** capability using internet via our portal www.medimote.gr (code protected access). **BMS and email alerts provided**
- On site firmware update/upgrade capability
- **Ready to use**, acc to customer specs (customers definitions required before shipping)
- **CE declaration of conformity**
- Real time clock capability (option)
- Power back up capability (option)
- 230 Vac 50/60 Hz built in power supply (double insulated transformer)



Alarm Panel MGSAP L6 (PG-EX) Wall mounted



Alarm Panel MGSAP L6 (PG-EX) Wall embedded

