

POLYCRYL

Absorbable Sutures & Surgical Needles

Violet Braided & Monofilament Absorbable Sutures



SECURE













The biggest advantage of using absorbable suture is that they eliminate the need for a second invasive procedure. The superior coating we use ensures first-throw holding, easy knot-repositioning and ultimately knot security you can rely on.

STRONG

The ideal absorbable suture is one that would be strong enough to provide sufficient tissue support while degrading. Our advanced braiding technology guarantees excellent tensile strength.

SOFT

Poly caprolactone calcium stearate coating ensures a smooth & drag free passage through tissues.

NEEDLE	SUTURE MATERIAL	SUTURE LENGTH	APPLICATIONS	SUTURE SIZES				
				5-0	6-0	7-0	8-0	10-0
Advanced Micro point Spatula AS - 090 - 1308 Diameter - 0.33mm Length - 8.0mm 	Poly Glycolic Acid Violet Braided	45cm (18") 	Lacrimal Surgery, Lid & Socket Reconstruction, Retinal Detachment, Vitreous Surgery, Squint Correction, Pterygium, Orbit & Oculoplasty and Membranectomy	A5108				
Advanced Micro point Spatula AS - 090 - 1308 Diameter - 0.33mm Length - 8.0mm 	Poly Glycolic Acid Violet Braided	45cm (18") 	Lacrimal Surgery, Lid & Socket Reconstruction, Retinal Detachment, Vitreous Surgery, Squint Correction, Pterygium, Orbit & Oculoplasty and Membranectomy		A6108			
Conventional cutting CC - 135 - 2020 Diameter - 0.51 mm Length - 20.0 mm 3/8 circle 135° 	Poly Glycolic Acid Violet Braided	45cm (18") 	Orbit & Oculoplasty Surgery		A6409			
Advanced Micro point Spatula AS - 140 - 0907 Diameter - 0.230mm Length - 6.5mm 	Poly Glycolic Acid Violet Braided	30cm (12") 	Scleratomies, Vitrectomy, Lensectomy and Retinal Detachment			A7102		
Advanced Micro point Spatula AS - 140 - 0806 Diameter - 0.20mm Length - 6.0mm 3/8 circle 140° 	Poly Glycolic Acid Violet Braided	30cm (12") 	Trabeculectomy, and Conjunctival suturing				A8104	
Advanced Micro point Spatula AS - 140 - 0606 Diameter - 0.15mm Length - 6.0mm 3/8 circle 140° 	Poly Glycolic Acid Violet monofilament	10cm (4") 	Conjunctival suturing & Cataract Surgeries					A0101

Retains perfect tensile strength during the crucial wound healing period: Approximately 65% of original tensile strength at 14 days & 35% of original tensile strength at 21 days. Predictable absorption (Loss of mass) in 60-90 days. **Violet Braided & Monofilament Absorbable Sutures go hand-in-glove with Aurolab's Ophthalmic Suture Needles that deliver flexible product features to meet every surgeon's needs. Call us to know more.**

"PGA suture product of sizes from 2-0 to 8-0 are USFDA Approved"

Information published in this catalogue is subject to change without notification

No 1, Sivagangai Main Road, Veerapanjan, Madurai 625 020, India.

Phone: 91 452 3096 100 Fax: 91 452 2446200

E-mail: info@aurolab.com Web: www.aurolab.com

