

50TH
 DOWNLOAD
THE PRODUCT SHEET

Rs

VARIABLE AREA OXYGEN FLOWMETERS


The flowmeters type **Rs** are instant flow measuring devices suitable for the dosage of medical gases, in this case oxygen and medical air.

They can be produced in version with pressure compensated or not compensated, and manufactured both with single or twin flow tubes in order to allow a double and independent gas supply using a single gas source. The flowmeters type **Rs** fit a needle valve with a knob in color code for the immediate identification of the supplied gas.

The body is manufactured in chrome-plated brass with metal fittings. The measurement group is made of high resistance polycarbonate, making this device ideal for the toughest applications.


They are also available in different solutions of pressure calibration, various options of scale, normal or extended (L version) to allow a better reading of the indicated values. Several options are proposed concerning the threaded connections, inlet or outlet, offering an endless variety of combinations to meet all application requirements.

The **Rs** flowmeter also offers the possibility to have a flow selector integrated in its body.




Rs twin


CHROME-PLATED BRASS BODY
TWIN CONSTRUCTION



RS ABS KNOB,
OXYGEN COLOR CODE



Rs

CHROME-PLATED BRASS BODY
SINGLE CONSTRUCTION

Rs

RS FLOWMETER WITH INTEGRATED
DF FLOW SELECTOR

DF FLOW SELECTOR, PAGE 24

TECHNICAL SPECIFICATIONS | Rs for oxygen

	Rs	Rs WITH INTEGRATED DF FLOW SELECTOR
SIZES (LxWxH)	80x33x136 mm	82x55x180 mm
WEIGHT	0.24 Kg	0.38 Kg
SUPPLY MAX. PRESSURE	600 kPa	
END OF SCALE VALUES - 350 kPa	1 L/min. • 4 L/min. • 5 L/min. • 10 L/min. • 15 L/min. • 20 L/min. • 30 L/min. • 50 L/min.	
ACCURACY	±10% read value or ±0.5 L/min. (±0.2 L/min. for flow < than 1 L/min.) if greater	
INLET CONNECTION	ISO G 1/8" F. • ISO G 1/4" M. • 1/4"NPT M. • 3/8" ISO 3253 F. • M 12x1 F.	
OUTLET CONNECTION	1/4" ISO 3253 M. • 3/8" ISO 3253 M. • M 12x1.25 M. • 1/2" GAS M. 9/16" UNF EN 13544-2 M. • 1/2" BSF F.	