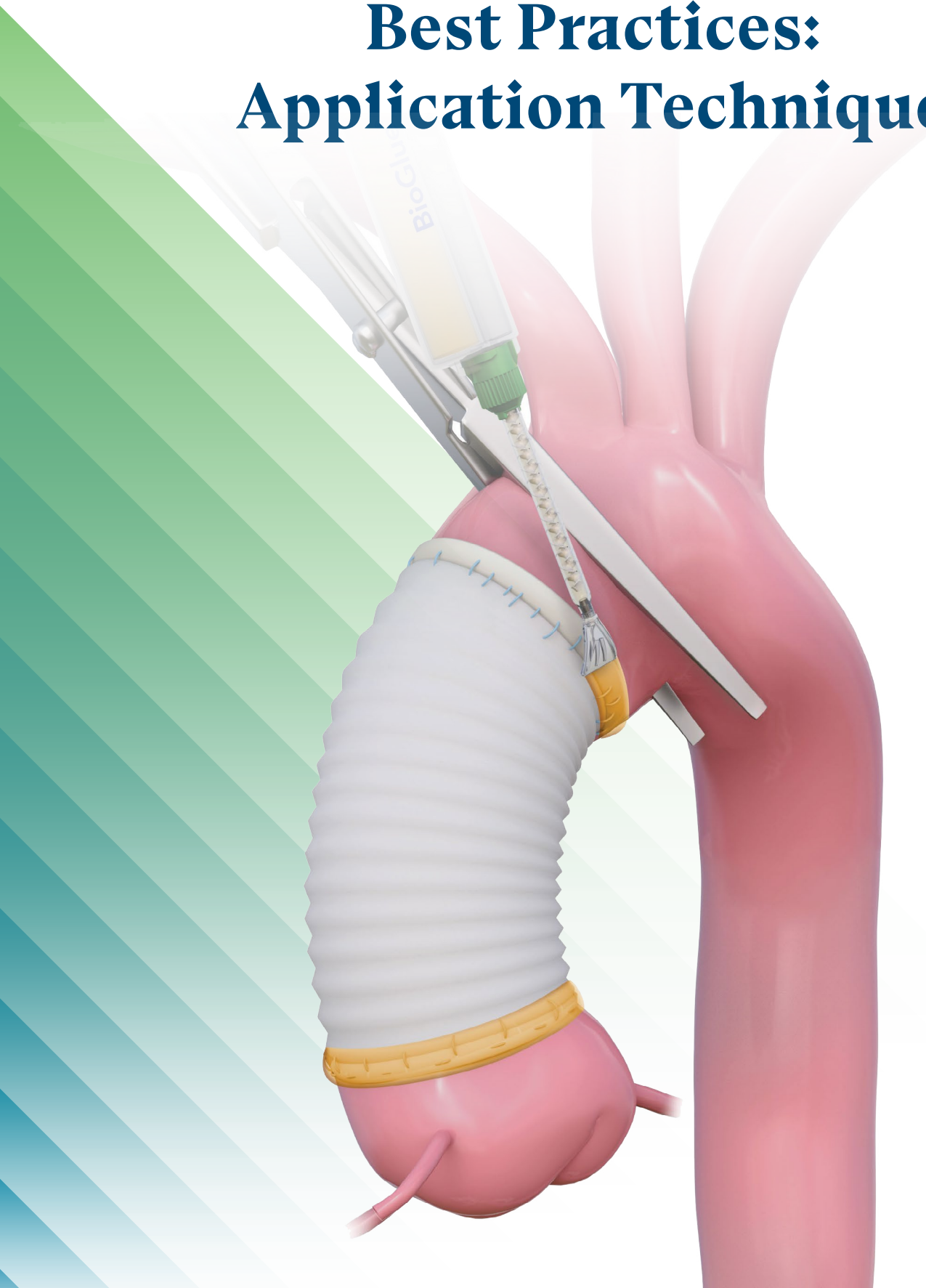


# Best Practices: Application Technique



ARTIVION™

**BioGlue®**  
Surgical Adhesive

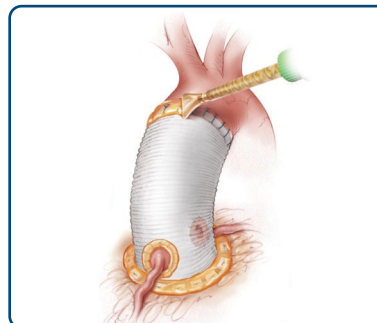
# BioGlue has been used in more than 2 continues to provide significant benefits for mo

Proper application of BioGlue results in effective hemostasis as well as tissue sealing and rei

## Aortic Valve Replacement

Full Root: Proximal and distal anastomoses + 2 coronary buttons

Subcoronary: Aortotomy suture line



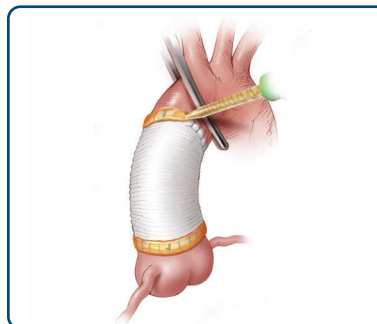
**Technique:** Apply a thin layer using the spreader or standard applicator tip to seal anastomoses and suture lines. Standard applicator tip allows pinpoint application when sealing coronary buttons.

"I tend to use a little bit of BioGlue in some of the older patients for straightforward AVR's, it works fantastic." – Joseph Bavaria, M.D.<sup>1</sup>

## Aortic Aneurysm Repair

Thoracic: Proximal and distal anastomoses

Thoracoabdominal: Proximal and distal anastomoses + 1 or more side branches to organs



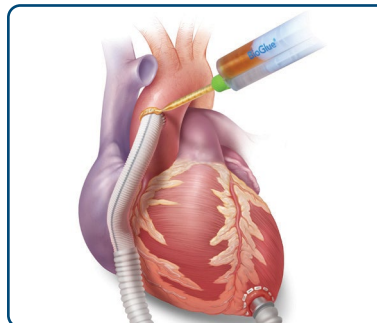
**Technique:** Apply a thin layer to all anastomoses using the spreader or standard applicator tip. Application to all areas of suture can reinforce tissue and aid in the prevention of post-op bleeding.<sup>6</sup>

"The surgeons in our institution consider BioGlue, when applied appropriately and without excess, to be effective in its function as a hemostat, tissue strengthener and adherent." – Mark O'Brien, M.D., et al.<sup>2</sup>

## Ventricular Assist Device Implantation

Aorta: Aortic cannula suture line

Pulmonary: Pulmonary artery cannula suture line



**Technique:** Use the standard applicator tip to apply a thin layer to outflow cannulation site to seal the suture lines and reinforce friable tissue.

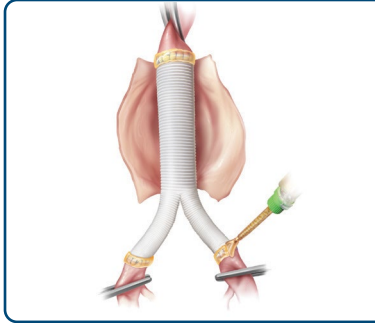
"[BioGlue] is a useful operative adjunct to aid in hemostasis and to provide structural integrity for fragile tissues." – Kenton Zehr, M.D.<sup>3</sup>

# 2.5 million procedures\* since 1998 and more than just dissection repair.

reinforcement. BioGlue's hydrogel technology will remain flexible in a moist environment.

## Abdominal Aortic Aneurysm Repair

Abdominal aorta: Proximal and two distal anastomoses + 1 or more side branches to organs if involved

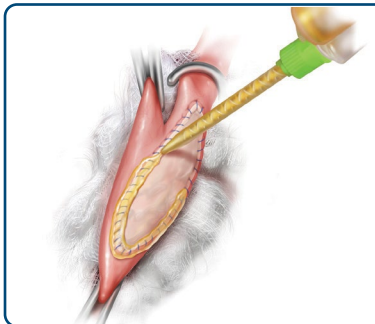


**Technique:** Apply a thin layer using the spreader or standard applicator tip to all anastomoses to seal and reinforce calcified tissue. Judicious use on all anastomoses can aid in the prevention of post operative bleeding.<sup>6</sup>

"Use of [BioGlue] helped to facilitate a minimal reliance on blood products and a low mortality rate." – John Fehrenbacher, M.D.<sup>4</sup>

## Carotid Endarterectomy

Carotid artery: Patch-to-tissue suture line



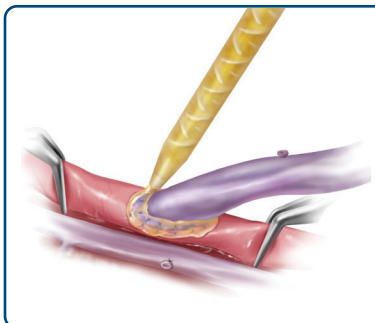
**Technique:** Apply a thin layer to suture line using the standard applicator tip to prevent suture hole bleeding. BioGlue when applied correctly will remain flexible and pliable in the body.

"Immediate anastomotic hemostasis was found to be statistically superior in the BioGlue group when compared with the standard surgery control." – Joseph Coselli, M.D., et al.<sup>5</sup>

## Peripheral Bypass / AV Access

AV access: Proximal and distal anastomoses

Peripheral bypass: Proximal and distal anastomoses



**Technique:** Apply a thin layer to the suture line using the standard applicator tip to prevent suture hole bleeding and reinforce fragile end-to-end and end-to-side anastomoses.

"Use of BioGlue reinforces friable tissue, facilitating anastomotic repair when tissues are fragile because of age or disease state." – Joseph Coselli, M.D., et al.<sup>5</sup>

Catalogue #	Product	Contains
BG3510-5-US	Syringe 10mL 5-Pack Kit	Five single packs – Each contains one 10mL syringe and syringe plunger, four standard syringe tips
BG3515-5-US	Syringe 5mL 5-Pack Kit	Five single packs – Each contains one 5mL syringe and syringe plunger, and four standard syringe tips
BGAT-SY	Syringe Applicator Tip	Ten single packs – Each contains four standard syringe tips
BGAT-10-SY	Syringe 10cm Applicator Tip	Ten single packs – Each contains four 10cm syringe tips
BGAT-27-SY	Syringe 27cm Applicator Tip	Ten single packs – Each contains four 27cm syringe tips
BGST-12	Syringe 12mm Spreader Tip	Ten single packs – Each contains three 12mm spreader tips
BGST-16	Syringe 16mm Spreader Tip	Ten single packs – Each contains three 16mm spreader tips
BGDTE-27	27cm Delivery Tip Extension 20 pack kit	Ten single packs – Each pack contains two 27cm Delivery Tip Extensions
BGDTE-10	10cm Delivery Tip Extension 20 pack kit	Ten single packs – Each pack contains two 10cm Delivery Tip Extensions

# ARTIVION™

Learn more at [artivion.com](https://www.artivion.com)

\*Data on file.

References: 1. Bavaria, JE. CryoLife video interviews. Jan 2012. 2. O'Brien MF, et al. BioGlue surgical adhesive—an appraisal of its indications in cardiac surgery. Ann Thorac Surg 2002;74:432-437. 3. Zehr, KJ. Use of bovine albumin-glutaraldehyde glue in cardiovascular surgery. Ann Thorac Surg 2007;84:1048-1052. 4. Fehrenbacher JW, et al. Use of BioGlue in aortic surgery: Proper application techniques and results in 92 patients. Heart Surg Forum 2006;9(5):E794-9. 5. Coselli JS, et al. Prospective randomized study of a protein-based tissue adhesive used as a hemostatic and structural adjunct in cardiac and vascular anastomotic repair procedures. J Am Coll Surg. 2003;197(2):243-52. 6. BioGlue Summary of Safety and Effectiveness.

All products and indications are not available/approved in all markets. All trademarks are owned by Artivion, Inc. or its subsidiaries. On-X Life Technologies, Inc. Jotec GmbH and Ascyrus Medical GmbH are wholly owned subsidiaries of Artivion, Inc. © 2022 Artivion, Inc. All rights reserved.

Artivion, Inc.  
1655 Roberts Blvd., NW, Kennesaw, GA 30144 USA  
Phone: 888-427-9654 | Fax: 770-590-3573 | E-mail: [inquiries@artivion.com](mailto:inquiries@artivion.com)  
For contact information by region, please visit: [www.artivion.com/contact](https://www.artivion.com/contact)



CryoLife, Inc., 1655 Roberts Blvd., NW, Kennesaw, GA 30144 USA

MLENG0628.000 (2022-07)