



HEMOSURE®
One-Step Immunological Fecal Occult Blood Test

Intended Use

Hemosure® One-Step Immunological Fecal Occult Blood Test is a rapid, immunochemical device for the qualitative determination of Fecal Occult Blood by laboratories or physician's offices. It is useful in determining gastrointestinal (GI) bleeding in a number of GI disorders, e.g. diverticulitis, colitis, polyps, and colorectal cancer.

Summary and Explanation

The guaiac method was developed by Van Deen in 1864 to detect occult blood. Boas began to use this method in 1901 to diagnose gastric bleeding. Since that time, numerous improvements have been introduced which utilize the peroxides activity of heme. However, in order to get accurate test results, guaiac-based tests require that certain foods, drugs, vitamins and other substances should be avoided before and during the sample collection period¹. Several authors have also found that some patients with colorectal cancer or adenoma tested negative for occult blood because of the lack of sensitivity of guaiac-based methods.^{4,1}

Subsequent developments of latex immunochemical agglutination and of the single radial immunodiffusion (SRID) and of the reversepassive hemagglutination (RDHAA) have produced test methods more sensitive to low concentrations of human hemoglobin in feces.^{2,3} The results of clinical studies indicate that test results are positive in only about 50-60 percent of patients with colorectal cancers and only 25-30 percent of patients with polyps.⁵ Therefore, a more sensitive means for detecting fecal occult blood is important for the diagnosis of diseases that result in gastrointestinal bleeding. Hemosure® One-Step Immunological Fecal Occult Blood Test actually detects lower levels of fecal occult blood than the standard guaiac tests by employing an immunospecific, sandwich assay that is not affected by dietary peroxidases, animal blood, or ascorbic acid.

Principle of the Procedure

Hemosure® One-Step Immunological Fecal Occult Blood Test is a qualitative, sandwich dye conjugate immunoassay and employs a unique combination of monoclonal and polyclonal antibodies to selectively identify hemoglobin in test samples with a high degree of sensitivity. In less than five minutes, elevated levels of human hemoglobin (hHb) as low as 50ng hHb/mL can be detected and positive results for high levels of hemoglobin can be seen in the test as early as two to three minutes. As the test sample flows up through the absorbent device, the labeled antibody-dye conjugate binds to the hemoglobin in the specimen forming an antibody-antigen complex. This complex binds to anti-hemoglobin antibody in the positive test reaction zone and produces a pink-rose color band. In the absence of hemoglobin, there is no line in the positive test reaction zone. The pink-rose color bands in the control reaction zone demonstrate that the reagents and devices are functioning correctly.

Reagents and Materials Provided

Hemosure® One-Step Immunological Fecal Occult Blood Test contains:

1. One test cassette individually sealed in a foil pouch. Each test cassette contains a combination of mouse monoclonal antibodies and polyclonal antibodies (sheep or goat) directed against human hemoglobin.
2. One fecal collection tube containing 2.0 mL of extraction buffer.

Materials Required But Not Supplied

1. Clock or timing device
2. Sample collection container
3. Disposable gloves

Storage and Stability

Store test device at 36°F-86°F (2°C-30°C). The test device is stable until the date printed on the labeling. It's recommended to use the fecal collection tube immediately after sampling. Otherwise, the tube may be stored up to six (6) days at room temperature and up to thirty (30) days in refrigerator at 36°F-46°F (2°C-8°C).

Warnings and Precautions

1. For *in vitro* diagnostic and professional use only.

2. Read directions for use carefully before performing this test.
3. Do not use the test beyond the expiration date on the pouch label.
4. Use immediately after opening the pouch.
5. For single use only.
6. Use a new specimen collection tube for each test to avoid cross contamination of fecal samples.

Patient Limitations

A specimen should not be collected from a patient with the following conditions that may interfere with the test results:

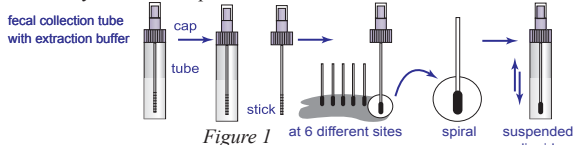
- Menstrual bleeding
- Bleeding hemorrhoids
- Constipation bleeding
- Urinary bleeding

Assay Procedure

1. Sample Collection and Preparation (See Figure 1)

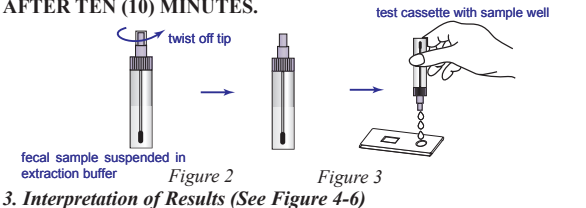
NOTE: Handle all specimens as if potentially infectious. Proper precautions in handling should be maintained according to good laboratory practice.

Fecal samples should be collected using disposable gloves. Although no interference was noted with the toilet water testing, it is advisable to avoid samples coming in contact with toilet bowl water. If this is unavoidable, recommend that the user flush the toilet thoroughly, before sample collection, to avoid possible contamination from residual hHb, which may lead to false positive results.

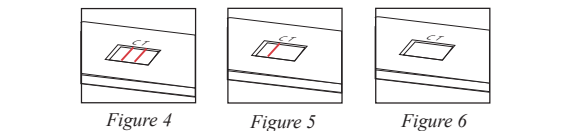


- 1) If refrigerated, allow to come to room temperature.
- 2) Unscrew cap of the fecal collection tube and remove applicator stick.
- 3) Randomly insert the applicator stick into the fecal sample from three (3) to six (6) times. **DO NOT CLUMP, SCOOP, OR FILL THE TUBE.**
- 4) Return the applicator stick into the fecal collection tube and tighten the cap thoroughly.

- 5) Shake the tube to mix the sample with the extraction buffer well.
- 2. Test Procedure (See Figure 2-3)**
- 1) Remove the test cassette from its foil pouch by tearing along the slice.
 - 2) Shake the fecal collection tube to ensure that the fecal sample is well mixed.
 - 3) Twist off the tip of the cap on the fecal collection tube. Add three (3) drops of the extraction buffer mixture to the sample well.
 - 4) Start timer.
 - 5) Read result within five (5) to ten (10) minutes. **DO NOT READ AFTER TEN (10) MINUTES.**



3. Interpretation of Results (See Figure 4-6)



- 1) Positive: One color band appearing in the "C" region, the other color band in the "T" region.
- 2) Negative: Only one color band appearing in the "C" region.
- 3) Invalid: No color bands appearing in the window at all, the test result is invalid. The test should be repeated with a new test cassette.

Quality Control

1. Internal Quality Control

Hemosure iFOB test contains a built-in control (C) line. This line appears next to the C on the test window. The presence of "C" line indicates that an adequate sample volume was used and that the test cassette worked

properly. If no C line appears, the test is invalid and must be repeated.

2. External Quality Control

The appropriate local, state and federal guidelines regarding external quality controls should be followed.

Performance Characteristics

1. Sensitivity:
The sensitivity of the test is 50ng hHb/mL buffer or 50µg hHb/g feces.
2. Specificity:
Hemosure® One-Step Immunological Fecal Occult Blood Test is specific for human hemoglobin. Hemoglobin from horse, pigs, fish, beef, chicken, rabbit, rat, goat, and mouse do not react with Hemosure® One-Step Immunological Fecal Occult Blood Test. Aqueous extracts of broccoli, cantaloupe, cauliflower, horseradish, parsnip, raw turnip, and red radish were tested with and without human hemoglobin present in the samples. Additionally, a 20mg/mL solution of horseradish peroxidase, with and without human hemoglobin present, was also tested. No interference was observed. Toilet bowl deodorizers/fresheners, cleaners also did not interfere with Hemosure® One-Step Immunological Fecal Occult Blood Test.
3. Accuracy:
Reference Laboratory and Physicians Office Laboratory (POL) studies one hundred (100) hHb-free feces extraction specimens collected in-house were divided into five (5) groups of twenty (20) each. The five groups of extractions sample were spiked with hHb at the following concentrations: 0, 37.5, 50, 62.5 and 2,000ng hHb/mL. The specimens were blinded and tested with Hemosure® One-Step Immunological Fecal Occult Blood Test at a Physicians Office Laboratory and a Reference Laboratory.
The results obtained from the POL site, by persons with diverse education background and work experience, agree 97% with the expected results. The result obtained from the Reference Laboratory agreed 99% with expected. Overall, the accuracy of Hemosure® One-Step Immunological Fecal Occult Blood Test is 97%.
4. Comparison Studies:
Fifty (50) specimens were also tested in-house with Hemosure® One-Step Immunological Fecal Occult Blood Test and a predicate

device. The correlation between Hemosure® One-Step Immunological Fecal Occult Blood Test and the predicate device was over 99%.

Limitation for the Procedure

1. A negative result can be obtained even when a GI disorder is present. Some bowel lesions, including some polyps and colorectal cancer, may not bleed at all or may bleed intermittently, or the blood may not be uniformly distributed in a fecal sample.
2. Certain medications may cause gastrointestinal irritation resulting in occult bleeding. This may result in a false positive test result.
3. With any occult blood test, Hemosure® One-Step Immunological Fecal Occult Blood Test may not be considered as a conclusive diagnostic for gastrointestinal bleeding or pathology. The test results can only be regarded as a preliminary screening or as an aid to diagnosis. It is not intended to replace other diagnostic procedures such as G.I. fibroscope, endoscopy, colonoscopy or other x-ray studies.
4. Abnormal human hemoglobins were not tested for potential cross-reactivity.
5. Color blind users may see the Control and Test lines as gray rather than pink-rose lines.

Reference

1. Adams, E.C., Layman K.M. *Immunochemical confirmation of gastrointestinal bleeding. Ann. eh. Lab. Sci.* 4:343; 1974.
2. Salto, H., et al. *An immunological occult blood test for mass screening of colorectal cancer by reverse-passive hemagglutination (RPI-IA). Japanese J. Gastroenterology.* 61:2831; 1984.
3. Saito H. *Screening for colorectal cancer by immunochemical fecal occult blood testing (Review). Jpn J Cancer Res* 1996; 87:1011-102.
4. Ribet, A., Frexinos, J., and Escourrou, J. "Occult-blood test and Colorectal Tumors." *Lancet, Vol. 1 (1980):417.*
5. Allison JB, Takawa IS, Ransom LJ, Adrian AL. *A comparison of fecal occult blood test for colorectal -cancer screeing. N Engl J Med* 1996; 334:155-159.

Symbols

	DO NOT REUSE		IN VITRO DIAGNOSTIC MEDICAL DEVICE
	TEMPERATURE LIMITATION		CONSULT INSTRUCTIONS FOR USE
	MANUFACTURER		AUTHORISED REPRESENTATIVE IN THE EUROPEAN COMMUNITY
	BATCH CODE		USE BY
	CONTAINS SUFFICIENT FOR <n> TESTS		CATALOGUE NUMBER

	W.H.P.M., Inc. 5358 Irwindale Ave. Irwindale, CA 91706 U.S.A.
	Medical Device Safety Service GmbH Schiffgraben 41, 30175 Hannover, Germany



HEMOSURE®

One-Step Immunological Fecal Occult Blood Test

客户名称	W. H. P. M		
成品名称	美国FOB卡塞欧盟说明书	原材料编码	Y0311129102
成品尺寸	340*125mm	日 期	2016. 04. 22
制作要求	128g铜版纸，正背面四色印刷，印后折页（2对折，折后尺寸85*125mm）		
备 注	新品 需打样		
设 计 者		复 核	