



Technical Data Sheet

Sterile Hypodermic Syringes for Single Use

Revision : 5

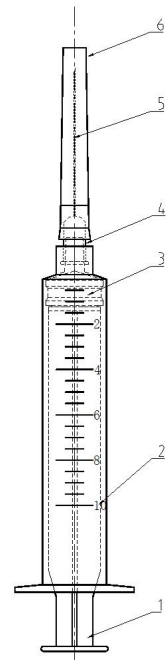
Date : 2019-07-01

Page 1 of 2

Manufacturer:
Changzhou Jiafeng Medical
Equipment Co., Ltd


10ML Syringe
***With needle**
**** without needle**

Product Structure
1. Core Pin
2. Barrel
3. Plunger
4. Needle Seat
5. Needle tube
6. Protective cover





Product variants	Ref	Description	Luer type
	SS311102140	10ML with needle 21G*1 1/2"	Luer slip
	SS311102240	10ML with needle 22G*1 1/2"	Luer slip
Intended use	For hypodermic drug injection giving , extraction.		
Materials	PP, NR, stainless steel, silicone oil (Syringes are PVC- and DEHP-free)		
Needle	Designed with optimal point geometry for maximum comfort and reliability, thin-walled stainless steel, trilateral sharpened and ultrasound polished. Needle surface coated with special grease.		
Sterilization	Ethylene oxide (E.O)		
Shelf life	60months		
Product standards	ISO 7886-1: 2017 , ISO 7864: 2016		
Classification	MDD 93/42/EEC, Class IIa		
Certificates	CE,ISO13485, CFDA, FSC		
Packaging	Single PE bag, 60pcs per middle bag, 20middle bags per carton		
Storage	Store in relative humidity less than 80%, no corrosive gas, cool, dry, well ventilated, clean environment.		



	Technical Data Sheet	Revision : 5
	Sterile Hypodermic Syringes for Single Use	Date : 2019-07-01
		Page 1 of 2

Operation Instruction	<ol style="list-style-type: none"> 1.Open the individual packing and take out the syringe 2.Take off the needle cap, avoid touching with the needle tube 3.Extract the solution and exhaust the air 4.Push the plunger to the top of the barrel to finish fluid injection 5.Throw the used syringe in to to the medical waste box
Cautions	<ul style="list-style-type: none"> *Check the batch number and validity before use. *Tighten the needle before use. *It is strictly prohibited to use if the single packing damaged or needle cap drop off. *For single use only, use immediately after unsealed, destroy after use. It is strictly prohibited to reuse.

Marks	  
-------	---

Packing	<p>* Primary PE bag -Sample PE bag design</p> <div style="border: 1px solid black; padding: 10px; margin: 10px 0;">  </div> <div style="border: 1px solid black; padding: 10px; margin: 10px 0;">  </div>
---------	---

