

Complex

18-system Complex Framing

Order Number 18CFR-	Diameter [mm]	Length [cm]	O.D. [in]
-06016	6.0	16	0.0125
-07019	7.0	19	0.0125
-08027	8.0	27	0.0135
-09030	9.0	30	0.0135
-10034	10.0	34	0.0135
-11037	11.0	37	0.0145
-12040	12.0	40	0.0145
-13043	13.0	43	0.0145
-14047	14.0	47	0.0145
-15050	15.0	50	0.0145
-16050	16.0	50	0.0145
-18050	18.0	50	0.0145
-20050	20.0	50	0.0145
-22050	22.0	50	0.0145
-25050	25.0	50	0.0145
-25060	25.0	60	0.0145

10-system Complex Framing

Order Number 10CFR-	Diameter [mm]	Length [cm]	O.D. [in]
-02002	2.0	2	0.0110
-02003	2.0	3	0.0110
-02006	2.0	6	0.0110
-02505	2.5	5	0.0110
-03004	3.0	4	0.0110
-03006	3.0	6	0.0110
-03506	3.5	6	0.0110
-04007	4.0	7	0.0110
-04013	4.0	13	0.0110
-05008	5.0	8	0.0110
-05017	5.0	17	0.0110
-06011	6.0	11	0.0110
-06020	6.0	20	0.0110
-07013	7.0	13	0.0110
-07024	7.0	24	0.0110
-08016	8.0	16	0.0110
-08027	8.0	27	0.0110
-09023	9.0	23	0.0110
-09030	9.0	30	0.0110
-10027	10.0	27	0.0110
-10034	10.0	34	0.0110

10-system Complex Finishing

Order Number 10CFN-	Diameter [mm]	Length [cm]	O.D. [in]
-01002	1.0	2	0.011
-01502	1.5	2	0.011
-01503	1.5	3	0.011
-01504	1.5	4	0.011
-02002	2.0	2	0.011
-02003	2.0	3	0.011
-02004	2.0	4	0.011
-02006	2.0	6	0.011
-02503	2.5	3	0.011
-02504	2.5	4	0.011
-03004	3.0	4	0.011
-03006	3.0	6	0.011
-03008	3.0	8	0.011
-03010	3.0	10	0.011
-04006	4.0	6	0.011
-04008	4.0	8	0.011
-04010	4.0	10	0.011
-05008	5.0	8	0.011
-05010	5.0	10	0.011

Helical

10-system Helical Filling

Order Number 10HFL-	Diameter [mm]	Length [cm]	O.D. [in]
-03004	3.0	4	0.011
-03006	3.0	6	0.011
-03008	3.0	8	0.011
-03010	3.0	10	0.011
-04004	4.0	4	0.011
-04006	4.0	6	0.011
-04008	4.0	8	0.011
-04010	4.0	10	0.011
-04015	4.0	15	0.011
-04020	4.0	20	0.011
-05010	5.0	10	0.011
-05015	5.0	15	0.011
-05020	5.0	20	0.011
-06010	6.0	10	0.011
-06015	6.0	15	0.011
-06020	6.0	20	0.011
-07015	7.0	15	0.011
-07020	7.0	20	0.011
-07030	7.0	30	0.011
-08020	8.0	20	0.011
-08030	8.0	30	0.011
-09030	9.0	30	0.011
-10030	10.0	30	0.011


10-system Helical Finishing

Order Number 10HFN-	Diameter [mm]	Length [cm]	O.D. [in]
-01002	1.0	2	0.011
-01501	1.5	1	0.011
-01502	1.5	2	0.011
-01503	1.5	3	0.011
-01504	1.5	4	0.011
-01506	1.5	6	0.011
-02001	2.0	1	0.011
-02002	2.0	2	0.011
-02003	2.0	3	0.011
-02004	2.0	4	0.011
-02006	2.0	6	0.011
-02008	2.0	8	0.011
-02503	2.5	3	0.011
-02504	2.5	4	0.011
-02506	2.5	6	0.011
-03004	3.0	4	0.011
-03006	3.0	6	0.011
-03008	3.0	8	0.011
-03010	3.0	10	0.011
-03504	3.5	4	0.011
-03506	3.5	6	0.011
-03508	3.5	8	0.011
-04006	4.0	6	0.011
-04008	4.0	8	0.011
-04010	4.0	10	0.011
-05006	5.0	6	0.011
-05008	5.0	8	0.011
-05010	5.0	10	0.011
-06006	6.0	6	0.011
-06008	6.0	8	0.011
-06010	6.0	10	0.011



Avenir
Coil System

phenox



The Avenir Coil System has received the CE Mark (CE 2797).

Manufactured by:



Wallaby Medical
23181 Verdugo Drive, Suite 104-A
Laguna Hills • CA • 92653 • USA

Distributed by:



phenox GmbH
Lise-Meitner-Allee 31
D-44801 Bochum
Germany
www.phenox.net
Tel. +49 234 36 919 0
Fax +49 234 36 919 19

KIF-0075A

Complex Framing

Complex Coils

Reduced first loop diameter to minimize coil herniation during aneurysm introduction
Exceptional framing effect provides excellent wall apposition and implant distribution to facilitate dense packing

- Available in
- 10 Complex Framing
 - 10 Complex Finishing
 - 10 Helical Filling
 - 10 Helical Finishing
 - 18 Complex Framing versions

Ultra-Soft Finishing

Ultra-Soft¹ Finishing Coils

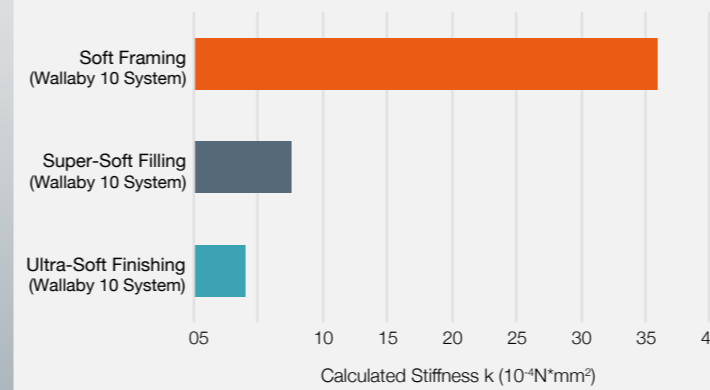
Ultra-fine 0.0013" primary wire for enhanced softness and conformability

Phenomenal space seeking capability for higher packing density

Available in both **Complex** and **Helical** versions



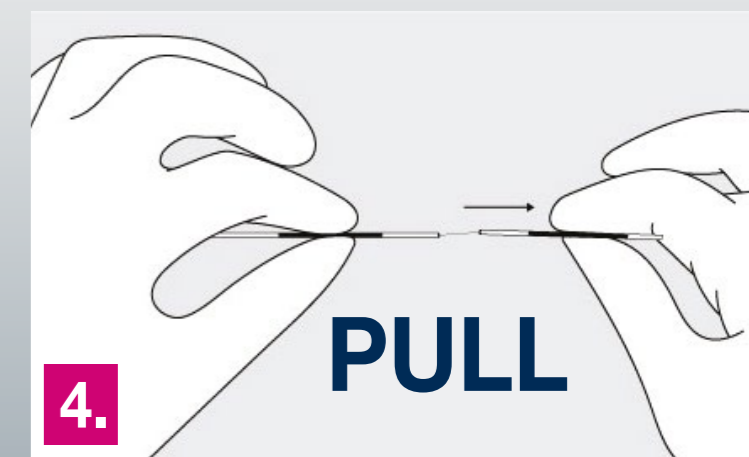
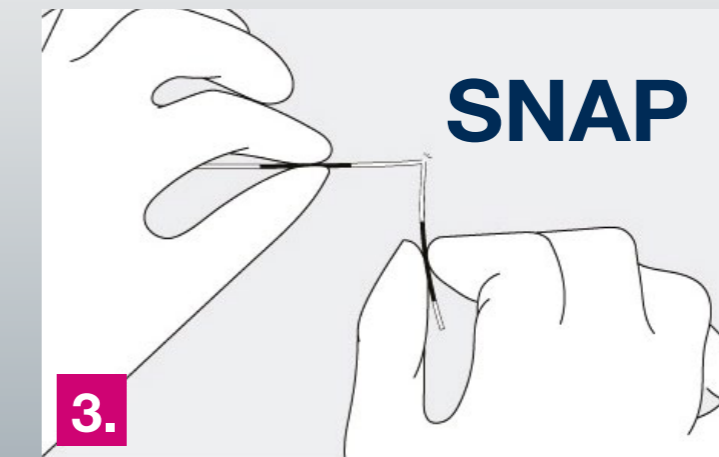

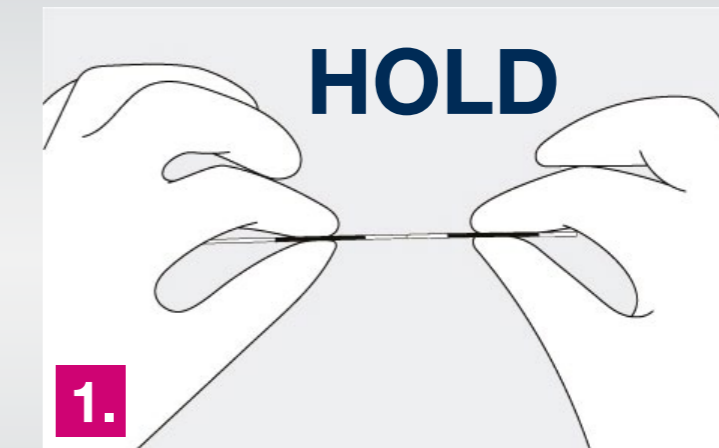
Avenir's Softness Gradient¹



¹ TR-006 Rev. 01 Embolic Coil Stiffness (Internal test report filed at Wallaby Medical)

Instant Detachment

- ✓ Pusher-integrated
- ✓ Fast and reliable
- ✓ No accessories required



Detachment Zone

Super-elastic nitinol lasso implant-pusher junction provides increased flexibility for smoother delivery and reduced microcatheter kick-out

Radio Safe Marker

Intended to reduce radiation exposure time for physicians and patients

Proximal Support Zone

Tapered hypo-tube design offers 1:1 push response

Distal Adaptive Zone

Multi-filar construction, designed for intracranial navigation

Intermediate Transition Zone

Variable pitch spiral-cut construction seamlessly transitions between proximal supportive zone, and distal adaptive zone for ultra-smooth coil delivery

Break Indicators

Intuitive, integrated mechanical detachment mechanism: **no handles, boxes, or cables required**

