


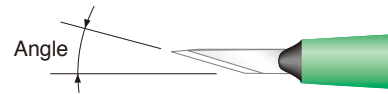
MICROSURGERY KNIVES



STAB KNIVES



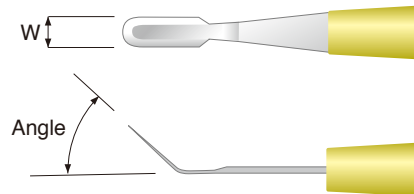
Ref No.	Description
A-0F	0°
A-15F	15°
A-225F	22.5°
A-30F	30°
A-45F	45°



CRESCENT KNIVES



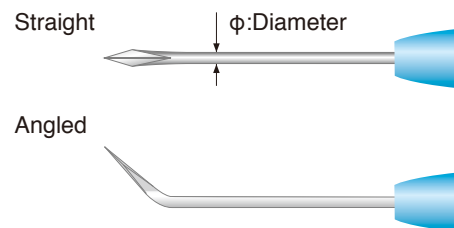
Bevel Up	
Ref No.	Description
CPU-16AGF	w=1.6mm, Angled 45°
CPU-22AGF	w=2.2mm, Angled 45°
CWU-22AGF	w=2.2mm, Angled 60°
CPU-26AGF	w=2.6mm, Angled 45°
CWU-26AGF	w=2.6mm, Angled 60°



MVR KNIVES



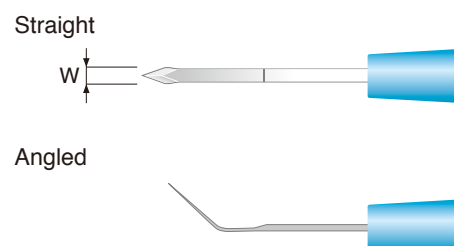
Ref No.	Description
VK-25GF	$\phi=0.5\text{mm}$, Straight
VK-23GF	$\phi=0.6\text{mm}$, Straight
VK-20GF	$\phi=0.9\text{mm}$, Straight
VK-19GF	$\phi=1.0\text{mm}$, Straight
VKB-20GF	$\phi=0.9\text{mm}$, Angled 45°



PARACENTESIS KNIVES



Bevel Up	
Ref No.	Description
PCT-10F	w=1.0mm, Straight
PCB-10AGF	w=1.0mm, Angled 45°

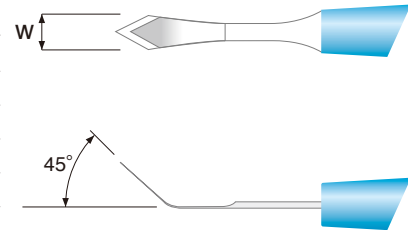


SLIT KNIVES



Bevel Up, Angled 45°

Ref No.	Description	Ref No.	Description
SLU-13AGF	w=1.3mm	SLU-23AGF	w=2.3mm
SLU-14AGF	w=1.4mm	SLU-24AGF	w=2.4mm
SLU-15AGF	w=1.5mm	SLU-25AGF	w=2.5mm
SLU-16AGF	w=1.6mm	SLU-265AGF	w=2.65mm
SLU-17AGF	w=1.7mm	SLU-275AGF	w=2.75mm
SLU-18AGF	w=1.8mm	SLU-28AGF	w=2.8mm
SLU-19AGF	w=1.9mm	SLU-285AGF	w=2.85mm
SLU-20AGF	w=2.0mm	SLU-30AGF	w=3.0mm
SLU-22AGF	w=2.2mm	SLU-32AGF	w=3.2mm

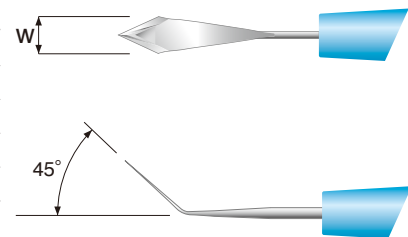


CLEAR CORNEAL KNIVES



Double Bevel, Angled 45°

Ref No.	Description	Ref No.	Description
CCR-18AGF	w=1.8mm	CCR-265AGF	w=2.65mm
CCR-20AGF	w=2.0mm	CCR-275AGF	w=2.75mm
CCR-22AGF	w=2.2mm	CCR-28AGF	w=2.8mm
CCR-23AGF	w=2.3mm	CCR-30AGF	w=3.0mm
CCR-24AGF	w=2.4mm	CCR-32AGF	w=3.2mm
CCR-25AGF	w=2.5mm		

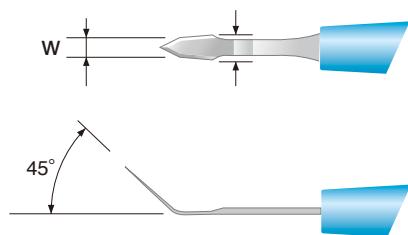


TRAPEZOID KNIVES



Bevel Up, Angled 45°

Ref No.	Description
TR-12/14AGF	w=1.2mm × 1.4mm
TR-125/14AGF	w=1.25mm × 1.4mm
TR-15/19AGF	w=1.5mm × 1.9mm

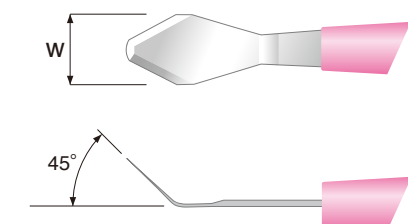


IMPLANT KNIVES



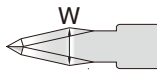
Bevel Up, Angled 45°

Ref No.	Description
RNU-41AGF	w=4.1mm
RNU-51AGF	w=5.1mm
RNU-52AGF	w=5.2mm
RNU-56AGF	w=5.6mm



SIDEPORT KNIVES

SIDEPORT KNIFE TRAPEZOID



Bevel Up

Ref No.	Description
SP-T12	w=1.2mm, Angled 30°
SP-T12S	w=1.2mm, Straight

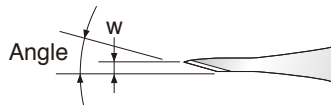
Suitable for the Eyes with Shallow Anterior Chamber

- Trapezoidal incision is possible with short penetration.
- Minimize the risk of damaging nucleus.

Better Operability

- Compact head and angled at 30 degree (SP-T12).
- Enables the ideal angle penetration to deep set eyes or narrow palpebral fissures.

SIDEPORT KNIFE STRAIGHT



Ref No.	Description
SP-S15	15°, w=1.0mm
SP-S15-W07	15°, w=0.7mm
SP-S30	30°, w=1.0mm
SP-S30-W06	30°, w=0.6mm

Making Stable Incision for Side Port

- Enables to make stable incision of maximum 1mm width.

Close Shape to the Ordinal Stab Knives

- The same operational way of the ordinary stab knives is applied.

SIDEPORT KNIFE UTILITY



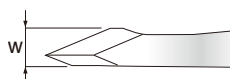
Bevel Up

Ref No.	Description
SP-U10	w=1.0mm, Angled 45°
SP-U10S	w=1.0mm, Straight

Stable Incision with Short Penetration

- Enables to make stable incision of 1mm width with even shorter penetration than MVR/Stab Knife.
- 45 degree angled blade enables the penetration from upper/ temporal/ nasal direction.
- Easy in making a stable incision even with a retractor for microcornea eyes.
- Better selection for surgeons who prefer symmetric shape of the blade.

SIDEPORT KNIFE ASYMMETRY




Bevel Up

Ref No.	Description
SP-A10	w=1.0mm, Angled 45°
SP-A10S	w=1.0mm, Straight

Stable Incision with Short Penetration

- Enables to make stable incision of 1mm width with even shorter penetration than MVR/Stab Knife.
- 45 degree angled blade enables the penetration from upper/ temporal/ nasal direction. Easy in making a stable incision even with a retractor for microcornea eyes.
- Better selection for surgeons who prefer asymmetric shape of the blade.

KKM KNIVES -Transconjunctival Single-Plane Sclerocorneal Incision



Double Bevel, Angled 45°

Ref No.	Description
KKM-18M	w=1.8mm
KKM-20M	w=2.0mm
KKM-22M	w=2.2mm
KKM-24M	w=2.4mm
KKM-275M	w=2.75mm


Square Incision

- The obtuse angle enables the inner valve to be square instead of chevron.
- Guiding line is marked at the same length from the tip as the width of the knife, assisting the formation of the square incision.

Ideal Incision Tract

- Double bevel edge with the gradual grinding width at the back side bevel.
- Easier in making "upward" incision following the curve of cornea till the knife reaches the corneal stroma.
- Easier in cutting forward in parallel with the iris (slightly upward) when penetrating into the anterior chamber.

KMU KNIVES -Sclerocorneal Single-Plane Incision




Bevel Up, Angled 45°

Ref No.	Description
KMU-22M	w=2.2mm
KMU-24M	w=2.4mm
KMU-28M	w=2.8mm
KMU-30M	w=3.0mm

Better Operability / Ideal Incision

- Grinding the sides of the blade enables correction of the actual incision path to the expected, if needed.
- Guiding line is marked to acquire sufficient tunnel length.
- The bell shaped blade reduces the penetration resistance.

SLIT KNIFE PARALLEL SIDES -Scleral Incision




Bevel Up, Angled 45°

Ref No.	Description
SLP-20	w=2.0mm
SLP-22	w=2.2mm
SLP-24	w=2.4mm
SLP-28	w=2.8mm

Reducing the Risk of Unintended Widening Incision

- Parallel thin sides without edge guide to penetrate straight forward and backward, reducing the risk of widening incision unintentionally.
- The 6.0mm length enables easier operation to deep-set eye and/or short space from eyebrow to palpebral fissure.

SLIT KNIFE TRIPLE CUT -Corneal Incision



Angled 45°

Ref No.	Description
SLT-24	w=2.4mm
SLT-265	w=2.65mm
SLT-28	w=2.8mm
SLT-30	w=3.0mm

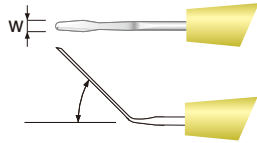
Straight Penetration, Better Self-Sealing Incision

- Grinding two sides on the surface and one side at the back.
- Straight penetration in parallel with the iris enables dome shaped incision.

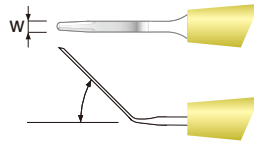
BLEB KNIVES -Filtering Bleb Revision, Needling and Pterygium Removal



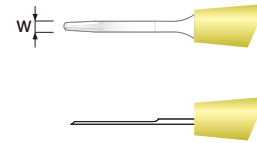
BKB2-10AGF



BKB-10AGF



BKS-10AGF

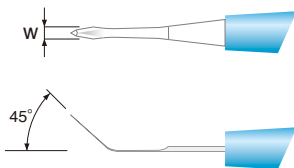


Ref No.	Description
BKB2-10AGF	w=1.0mm, Angled 45°
BKB-10AGF	w=1.0mm, Angled 45°
BKS-10AGF	w=1.0mm, Straight

Distinctive Blade Shape

- Narrow crescent shape enables effective needling with small incision.
- Bleb Knife 2 has shorter blade length, more rounded and thinner body. It reduces the risk of widening the port unintentionally.
- Enables dissecting subconjunctival scar tissue with few risk of damaging conjunctiva in the case of restoring failed filtering bleb.
- Good choice also for removing Pterygium.

REVISION SLIT KNIVES -Filtering Bleb Revision and Needling



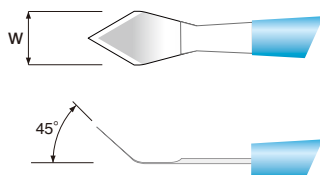
Bevel Up

Ref No.	Description
RV-10	w=1.0mm, Angled 45°

Sharp Edged Blade with Shorter Handle

- Grinding the sides of the blade enables easier dissection of hard scar tissue than the needles.
- The sharp edge enables penetrating to the tissue without conjunctiva incision by the scissors.
- 111mm length handle enables better operability even under the slit lamp.

DSAEK KNIVES -DSAEK (Descemet's Stripping Automated Endothelial Keratoplasty)



Double Bevel, Angled 45°

Ref No.	Description
DSK-46	w=4.6mm
DSK-50	w=5.0mm

Sharp Cutting Edge

- Double bevel edge enables sharp cutting performance and creates optimal incision for DSAEK by one penetration.

Optimum Blade Shape Designed on Corneal Diameter

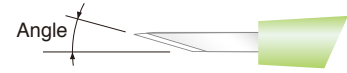
- 4.4mm length from the tip to the blade's widest part prevents deeper penetration.

SAFETY KNIVES

STAB KNIVES



Ref No.	Description
SK-A0	0°
SK-A15	15°
SK-A225	22.5°
SK-A30	30°



CRESCENT KNIVES



Bevel Up, Angled 45°

Ref No.	Description
SK-CPU16	w=1.6mm
SK-CPU22	w=2.2mm
SK-CPU26	w=2.6mm

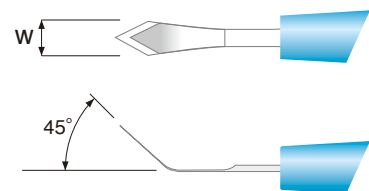


SLIT KNIVES



Bevel Up, Angled 45°

Ref No.	Description	Ref No.	Description
SK-SLU18M	w=1.8mm	SK-SLU24	w=2.4mm
SK-SLU20M	w=2.0mm	SK-SLU28	w=2.8mm
SK-SLU22	w=2.2mm	SK-SLU30	w=3.0mm
SK-SLU23	w=2.3mm	SK-SLU32	w=3.2mm

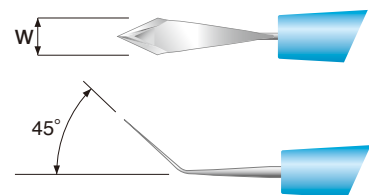


CLEAR CORNEAL KNIVES



Double Bevel, Angled 45°

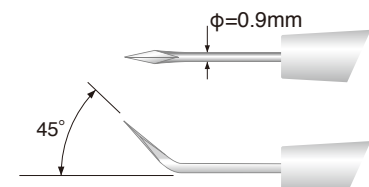
Ref No.	Description	Ref No.	Description
SK-CCR18M	w=1.8mm	SK-CCR24	w=2.4mm
SK-CCR20M	w=2.0mm	SK-CCR28	w=2.8mm
SK-CCR22	w=2.2mm	SK-CCR30	w=3.0mm
SK-CCR23	w=2.3mm	SK-CCR32	w=3.2mm



MVR KNIVES



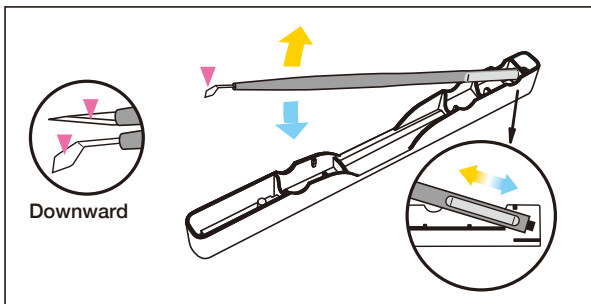
Ref No.	Description
SK-VKB20G	φ=0.9mm, Angled 45°



Regular Type



Sterile and ready to use
Each knife in a protection tray
5 pieces per dispenser box
GS1-128 bar-code

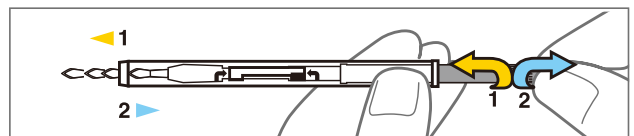


Safety Type



Sterile and ready to use
Blade covered with protective sheath
5 pieces per dispenser box
GS1-128 bar-code

Blade protection allows safety handling and avoids accidental injuries
Precisely engineered design for easy twist and glide action with both hands



Product specifications may change without notice.



kai industries co., ltd.

1110, Oyana, Seki City, Gifu Pref., 501-3992, Japan
Phone: +81 (0) 575 28 5040
Fax: +81 (0) 575 28 6611
www.kai-group.com/global/en/



0197



kai Europe GmbH

Kottendorfer Straße 5, 42697 Solingen, Germany
Phone: +49 (0) 212 23 23 80
Fax: +49 (0) 212 23 23 899
www.kai-europe.com