



March 18th, 2025

## Declaration Letter

To Whom It May Concern:

We, ACON Laboratories, Inc., with a registered office at 5850 Oberlin Drive #340, San Diego, CA 92121, authorize SRL Sanmedico, with a registered office at A. Corobceanu Street 7A, Apt. 9, Chişinău, MD-2012, Moldova, to register, notify, renew, or modify the registration of medical devices in the territory of the Republic of Moldova.

Sincerely,

A handwritten signature in black ink, appearing to read "Qiyi Xie", is written over a horizontal line.

Qiyi Xie  
V.P. of Regulatory Affairs & Clinical Affairs  
ACON Laboratories, Inc.





# Certificate

No. Q5 104507 0001 Rev. 03

**Holder of Certificate:** **ACON Laboratories, Inc.**  
5850 Oberlin Drive, #340  
San Diego CA 92121  
USA

**Certification Mark:**



**Scope of Certificate:** **Design and Development, Manufacture and distribution of In Vitro Diagnostic Test Kits and Reagents for the Determination of Infectious Diseases, Clinical Chemistry, Drugs of Abuse, Tumor/Cardiac Marker, Fertility/Pregnancy and Blood Glucose Monitoring System, Lancing Devices and Lancets**

The Certification Body of TÜV SÜD Product Service GmbH certifies that the company mentioned above has established and is maintaining a quality management system, which meets the requirements of the listed standard(s). All applicable requirements of the testing and certification regulation of TÜV SÜD Group have to be complied with. For details and certificate validity see: [www.tuvsud.com/ps-cert?q=cert:Q5 104507 0001 Rev. 03](http://www.tuvsud.com/ps-cert?q=cert:Q5 104507 0001 Rev. 03)

**Report No.:** SH22743A01

**Valid from:** 2022-09-15  
**Valid until:** 2025-09-06

**Date,** 2022-09-15

Christoph Dicks  
Head of Certification/Notified Body

# Certificate

No. Q5 104507 0001 Rev. 03

**Applied Standard(s):**

EN ISO 13485:2016  
Medical devices - Quality management systems -  
Requirements for regulatory purposes  
(ISO 13485:2016)  
DIN EN ISO 13485:2016

**Facility(ies):**

**ACON Laboratories, Inc.**  
**5850 Oberlin Drive, #340, San Diego CA 92121, USA**

Address holder for registration only

**ACON Laboratories, Inc.**  
**10125 Mesa Rim Road, San Diego CA 92121, USA**

Manufacture and distribution of  
In Vitro Diagnostic Test Kits and Reagents for the Determination of  
Infectious Diseases, Clinical Chemistry, Drugs of Abuse,  
Tumor/Cardiac Marker, Fertility/Pregnancy and Blood Glucose  
Monitoring System, Lancing Devices and Lancets

**ACON Laboratories, Inc.**  
**6865 Flanders Dr., Suite B, San Diego CA 92121, USA**

Storage of  
In Vitro Diagnostic Test Kits and Reagents for the Determination of  
Infectious Diseases, Clinical Chemistry, Drugs of Abuse,  
Tumor/Cardiac Marker, Fertility/Pregnancy and Blood Glucose  
Monitoring System, Lancing Devices and Lancets

**AZURE Institute, Inc.**  
**10125 Mesa Rim Road, San Diego CA 92121, USA**

Design and Development of  
In Vitro Diagnostic Test Kits and Reagents for the Determination of  
Infectious Diseases, Clinical Chemistry, Drugs of Abuse,  
Tumor/Cardiac Marker, Fertility/Pregnancy and Blood Glucose  
Monitoring System, Lancing Devices and Lancets

**Acon Laboratories Inc.**  
**Guerrero Negro 9942 Parque Industrial Pacifico IV, 22644**  
**Tijuana B.C. CP, MEXICO**

Manufacture of  
blood glucose test strips, antigen rapid test and IgG/IgM antibody  
rapid test for infectious disease.



Benannt durch/Designated by  
Zentralstelle der Länder  
für Gesundheitsschutz  
bei Arzneimitteln und  
Medizinprodukten  
www.zlg.de  
ZLG-BS-245.10.07



Product Service

# EC Certificate

Full Quality Assurance System

Directive 98/79/EC on In Vitro Diagnostic Medical Devices (IVDD), Annex IV excluding (4, 6)  
(List A and B and devices for self-testing)

**No. V1 104507 0003 Rev. 06**

**Manufacturer:**

**ACON Laboratories, Inc.**

5850 Oberlin Drive, #340  
San Diego CA 92121  
USA

**Product Category(ies): Blood glucose measuring systems for self testing  
and self-testing devices for clinical chemistry,  
hematology and pregnancy and ovulation**

The Certification Body of TÜV SÜD Product Service GmbH declares that the aforementioned manufacturer has implemented a quality assurance system for design, manufacture and final inspection of the respective devices / device families in accordance with IVDD Annex IV. This quality assurance system conforms to the requirements of this Directive and is subject to periodical surveillance. For marketing of List A devices an additional Annex IV (4) certificate is mandatory. All applicable requirements of the testing and certification regulation of TÜV SÜD Group have to be complied with. For details and certificate validity see: [www.tuvsud.com/ps-cert?q=cert:V1 104507 0003 Rev. 06](http://www.tuvsud.com/ps-cert?q=cert:V1_104507_0003_Rev.06)

**Report no.:**

SH22743EXT01

**Valid from:**

2022-05-04

**Valid until:**

2025-05-26

**Date,**

2022-05-04

Christoph Dicks  
Head of Certification/Notified Body





# EC Certificate

Full Quality Assurance System

Directive 98/79/EC on In Vitro Diagnostic Medical Devices (IVDD), Annex IV excluding (4, 6)  
(List A and B and devices for self-testing)

**No. V1 104507 0003 Rev. 06**

## Model(s):

On Call Plus Blood Glucose Monitoring System,  
On Call Plus Blood Glucose Test Strips,  
On Call EZ II Blood Glucose Monitoring System,  
On Call Advanced Blood Glucose Monitoring System,  
On Call Advanced Blood Glucose Test Strips,  
On Call Chosen Blood Glucose Test Strips,  
On Call Vivid Blood Glucose Monitoring System (OGM-101),  
On Call Vivid Blood Glucose Test Strips (OGS-101),  
On Call Sharp Blood Glucose Monitoring System (OGM-121),  
On Call Sharp Blood Glucose Test Strips (OGS-121)  
On Call Plus II Blood Glucose Monitoring System (OGM-171),  
On Call Plus II Blood Glucose Test Strips (OGS-171),  
On Call Extra Blood Glucose Monitoring System (OGM-191),  
On Call Extra Blood Glucose Test Strips (OGS-191),  
On Call GK Dual Blood Glucose & Ketone Monitoring System (OGM-161),  
On Call Blood Ketone Test Strips (OGS-161),  
Urinalysis Reagent Strips (Urine),  
UTI Urinary Tract Infection Test Strips,  
Cholesterol Monitoring System (CCM-111),  
CHOL Total Cholesterol Test Devices (CCS-111),  
TRIG Triglycerides Test Devices (CCS-112),  
HDL High Density Lipoprotein Test Devices (CCS-113),  
3-1 Lipid Panel Test Devices (CCS-114),  
Cholesterol CTRL Control Devices,  
Cholesterol Monitoring System (CCM-101),  
CHOL Total Cholesterol Test Strips (CCS-101),  
PT/INR Monitoring System (CCM-151),  
PT/INR Test Strips (CCS-151),  
Hemoglobin Testing System (CCM-141),  
Hemoglobin Test Strips (CCS-141),  
hCG Pregnancy Rapid Test Cassette (Urine),  
Pregnancy Rapid Test Midstream,  
On Call Extra Mobile Blood Glucose Monitoring System (OGM-281),  
On Call Sure Blood Glucose Monitoring System (OGM-211),  
On Call Sure Sync Blood Glucose Monitoring System (OGM-212),  
On Call Sure Blood Glucose Test Strips (OGS-211),  
GIMA Blood Glucose Monitoring System,  
GIMA Bluetooth Blood Glucose Monitoring System,  
GIMA Blood Glucose Test Strips,  
On Call GU Dual Blood Glucose & Uric Acid Monitoring



# EC Certificate

Full Quality Assurance System

Directive 98/79/EC on In Vitro Diagnostic Medical Devices (IVDD), Annex IV excluding (4, 6)  
(List A and B and devices for self-testing)

**No. V1 104507 0003 Rev. 06**

System (OGM-201),  
On Call Blood Uric Acid Test Strips (OGS-201),  
LH Ovulation Rapid Test Cassette (Urine),  
Ovulation Rapid Test Midstream,  
Ovulation & Pregnancy Test Combo Pack,  
On Call Extra Voice Blood Glucose Monitoring System  
(OGM-291),  
Early Detection Pregnancy Test,  
Digital Pregnancy Test,  
Go-Keto Blood Glucose & Ketone Monitoring System (OGM-  
161),  
Go-Keto Blood Ketone Test Strips (OGS-161),  
Go-Keto Blood Glucose Test Strips,  
On Call Extra GM Blood Glucose Monitoring System(OGM-  
191),  
On Call Extra GM Blood Glucose Test Strips (OGS-191),  
On Call Plus GM Blood Glucose Monitoring System,  
On Call Plus GM Blood Glucose Test Strips,  
Go-Keto Urinalysis Reagent Strips

## Facility(ies):

ACON Laboratories, Inc.  
5850 Oberlin Drive, #340, San Diego CA 92121, USA

ACON Laboratories, Inc.  
10125 Mesa Rim Road, San Diego CA 92121, USA

AZURE Institute, Inc.  
10125 Mesa Rim Road, San Diego CA 92121, USA

Acon Laboratories Inc.  
Guerrero Negro 9942 Parque Industrial Pacifico IV, 22644 Tijuana  
B.C. CP, MEXICO

## Declaration of Conformity

ACON Laboratories, Incorporated  
5850 Oberlin Drive #340  
San Diego, CA 92121, USA

**We, the manufacturer, declare under our sole responsibility that the  
*in vitro* diagnostic device:**

*Mission*® Urinalysis Reagent Strips (U031-XX1)

**classified as Others in the directive 98/79/EC,**

**meets all the provisions of the directive 98/79/EC on *in vitro* diagnostic  
medical devices which apply to it**

**The self-declaration is according to Annex III  
(excluding Section 6) of the Directive.**

Authorized Representative:  
Medical Device Safety Service GmbH  
Schiffgraben 41  
30175 Hannover, Germany

Signed this 11 day of February, 2020  
in San Diego, CA USA



---

Qiyi Xie, MD, MPH  
Senior Staff, Regulatory Affairs & Clinical Affairs  
Acon Laboratories, Inc.





**ACON Laboratories, Inc.**

10125 Mesa Rim Road. • San Diego, CA 92121 • USA  
Tel: (858) 875-8000 • Fax: (858) 875-8099 • E-mail: [info@aconlabs.com](mailto:info@aconlabs.com)

---

November 11<sup>th</sup> 2016

**CERTIFICATION LETTER**

This letter is to certify that, Vitalie Goreacii, employed by Sanmedico SRL located at: Republic of Moldova, city Chisinau, str. Petricani 88/1 of. 10, MD-2059, have received all required training and is enabled and authorized to provide services with installation, commissioning, and maintenance to the products listed below:

Mission® U120 Urine Analyzer  
Mission® U120 Ultra Urine Analyzer  
Mission® U500 Urine Analyzer  
Mission® PT/INR Coagulation Monitoring System  
Mission® Cholesterol Monitoring System  
Mission® Ultra Cholesterol Monitoring System  
Mission® HB Hemoglobin Testing System  
Mission® Plus HB Hemoglobin Testing System  
OnCall® Glucose Meter

For further questions or inquiries regarding this matter, please refer to the contact information below.

Sincerely

A handwritten signature in black ink, appearing to read "Jassy Alvarenga", is written over a red circular stamp.



Jassy Alvarenga  
International Account Manager  
ACON Laboratories, Inc. S.A.

[jalvarenga@aconlabs.com](mailto:jalvarenga@aconlabs.com)

+1 858 875 8085



# Mission® Urinalysis Reagent Strips and Urine Analyzers

Obtain reliable and cost-effective results with *Mission®* Urinalysis Reagent Strips and Urine Analyzers!

- *Accurate*
- *Reliable*
- *Convenient*



Global Diagnostics for Local Markets™

# Urinalysis Reagent Strips

## Simple and Accurate

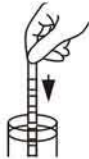
- Analytical sensitivity better than or comparable to market leaders
- High quality color chart ensures accurate visual reading

## Flexible

- Compatible for visual and analyzer reading
- More than 30 different combinations available

## Multiple Packaging Options and Long Shelf Life

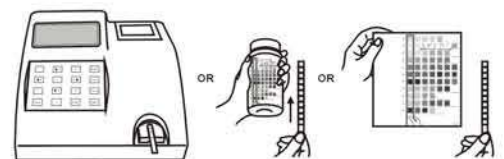
- Canister Packaging**
  - Available in 25, 50, 100 and 150 strips per kit
  - 2 year shelf life for unopened canisters which offers cost savings and convenience for high volume testing
  - 3 month shelf life for strips in opened canisters
- Pouch Packaging *New!***
  - Single-strip Pouch**
    - Individually packaged strips with 1, 3, 6 and 20 strips and 1 color chart per kit for OTC or low volume testing
    - Unique packaging maintains 2 year shelf life for all strips in the kit compared to 3 months for remaining strips in an opened canister
  - Multi-strip Pouch**
    - Canister Refill Kits with 25 strips/pouch uniquely packaged to save cost for low volume testing and extended shelf life by using the canister for refills



Step 1: Immerse strip into urine



Step 2: Remove excess urine



Step 3: Obtain results by analyzer or visual reading

Catalog No.	No. of Parameters	Type of Strip <sup>♦</sup>		Strips per Canister <sup>◇</sup>	Pouch Packaging <sup>▲</sup>	Reading Method			Analyzer-Read Strips: Standard (S) or Additional (A)	Parameters													
		For Visual Reading	For Analyzer Reading (U120/U500)			Visual	U120	U500		ASC	GLU	BIL	KET	SG	BLO	pH	PRO	URO	NIT	LEU	ALB	CRE	
U031-131	13	13C	NA	100 <sup>■</sup>	✓	✓	NA	NA	A	*	*	*	*	*	*	*	*	*	*	*	*	*	*
U031-111	11	11A		100	✓	✓	✓	✓	S	*	*	*	*	*	*	*	*	*	*	*	*		
U031-101	10	10U		100	✓	✓	✓	✓	S		*	*	*	*	*	*	*	*	*	*	*		
		10A				✓	✓	✓	A	*	*	*	*	*	*	*	*	*	*	*			
		10C				✓	✓	✓	S		*	*	*	*	*	*	*	*	*	*	*	*	
U031-091	9	9U		100	✓	✓	✓	✓	S		*	*	*	*	*	*	*	*	*	*			
U031-081	8	8U		100	✓	✓	✓	✓	A		*	*	*	*	*	*	*	*	*	*	*		
		8N				✓	✓	✓	S		*	*	*	*	*	*	*	*	*	*	*		
		8S				✓	✓	✓	A		*	*	*	*	*	*	*	*	*	*	*		
U031-071	7	7N		100	✓	✓	✓	✓	A		*	*	*	*	*	*	*	*	*	*			
U031-061	6	6N	6NE	100	✓	✓	✓	✓	A		*	*	*	*	*	*	*	*	*	*	*		
		6U	6UE			✓	✓	✓				*	*	*	*	*	*	*	*	*	*		
U031-051	5	5B	5BE	100	✓	✓	✓		A		*	*	*	*	*	*	*	*	*	*	*		
		5N	5NE			✓	✓	✓			*	*	*	*	*	*	*	*	*	*	*		
		5S	5SE			✓	✓	✓			*	*	*	*	*	*	*	*	*	*	*		
		5U	5UE			✓	✓				*	*	*	*	*	*	*	*	*	*			
U031-041	4	4S	4SE	100	✓	✓	✓	✓	A		*	*	*	*	*	*	*	*	*	*	*		
		4B	4BE			✓	✓				*	*	*	*	*	*	*	*	*	*			
		4K	4KE			✓	✓	✓			*	*	*	*	*	*	*	*	*	*			
		4G	4GE			✓	✓				*	*	*	*	*	*	*	*	*	*			
		4N	4NE			✓	✓	✓			*	*	*	*	*	*	*	*	*	*			
		4P	4PE			✓	✓	✓			*	*	*	*	*	*	*	*	*	*			
U031-031	3	3P	3PE	100	✓	✓	✓	✓	A		*	*	*	*	*	*	*	*	*	*	*		
		3K	3KE			✓	✓	✓			*	*	*	*	*	*	*	*	*	*			
		3G	3GE			✓	✓	✓			*	*	*	*	*	*	*	*	*	*			
		3N	3NE			✓	✓	✓			*	*	*	*	*	*	*	*	*	*			
U031-021	2	2G	2GE	100	✓	✓	✓	✓	A		*	*	*	*	*	*	*	*	*	*	*		
		2K	2KE			✓	✓	✓			*	*	*	*	*	*	*	*	*	*			
		2N	2NE			✓	✓	✓			*	*	*	*	*	*	*	*	*	*			
		2B	2BE			✓	✓	✓			*	*	*	*	*	*	*	*	*	*			
		2U	2UE			✓	✓	✓			*	*	*	*	*	*	*	*	*	*			
		2S	2SE			✓	✓	✓			*	*	*	*	*	*	*	*	*	*			
		2C	2CE	100 <sup>■</sup>	✓	✓	✓		*	*	*	*	*	*	*	*	*	*	*				
U031-011	1	1B	1BE	100	✓	✓	✓		A		*	*	*	*	*	*	*	*	*	*	*		
		1P	1PE			✓	✓	✓			*	*	*	*	*	*	*	*	*	*			
		1G	1GE			✓	✓	✓			*	*	*	*	*	*	*	*	*	*			
		1K	1KE			✓	✓	✓			*	*	*	*	*	*	*	*	*	*			
		1R	1RE			✓	✓	✓			*	*	*	*	*	*	*	*	*	*			

♦ Type of Strip:  
Visual Strip Size  
1-6 Parameters: 5 mm x 80 mm; 7-11 Parameters: 5 mm x 108 mm;  
12-13 Parameters: 5 mm x 121 mm  
U120/U500 Strip Size  
1-11 Parameters: 5 mm x 108 mm;  
"E" means extended strip length for 1-6 Parameters

♦ Also available in canisters of 25, 50 and 150 strips.  
■ Not available in canisters of 150 strips  
▲ Single-strip Pouch available in 1, 3, 6 and 20 strip kit  
Canister Refill Kit, with 25 strips per pouch or canister, available in 3-pouch and 1- canister kit, or 4-pouch kit

CE Marked for sale in the European Community  
Cleared for US 510(k)





# U120 Urine Analyzer



## Accurate

- Up to 120 tests/hour in Continuous Test Option
- Capable of reading 1 strip at a time in Single Test Option
- Test modes include Routine, STAT and QC
- Automatic calibration for accurate results and easy operation

## Reliable

- Can read up to 4 Strip combinations with 8, 9, 10, 11 parameters, additional strips with 1-11 parameters available upon request
- Minimal training required

## Convenient Operation

- Saves and recalls the last 2,000 results automatically
- Audible beep signals operator to dip strips in urine
- Can print up to 3 copies per test for convenient reviewing and easy record keeping
- Option to print results on sticker paper for quick and simple record management

## Easy Data Management

- Includes RS232C port for easy data transfer to an external computer or LIS
- Optional Barcode Reader to record patient ID

## Unique Lockout Functions *new!*

- Strip Lockout
  - Prevents using strips of another brand on the U120 Urine Analyzer
  - Requires barcode reader scan or manual entry of the canister code
- User Lockout
  - Eliminates unapproved users from testing
  - Up to 10 lab operators can perform testing, but only the lab administrator can change analyzer settings
- QC Lockout
  - Prevents testing without passing QC
  - QC tests can be performed once every 8 hours, day, week or month
  - Analyzer will alert when to run QC test
  - If QC tests fail, analyzer will switch to STAT mode and list "E" at the end of each test number

## Specifications

Feature	Specifications
Analyzer Type	Manual
Methodology	Reflectance Photometry
Detection	Photosensitive Diode
Throughput	Single Test Option: 60 tests/hour Continuous Test Option: 120 tests/hour
Test Modes	Routine, STAT and QC
Lockout Functions	Strip Lockout: Available Upon Request; User/QC Lockout: Included with option to turn ON/OFF
Memory	Last 2,000 results
Strip Incubation Time	1 Minute
Wavelength of Monochromatic LED	525 nm and 635 nm
Standard Strips	8, 9, 10, 11 Parameters (5 mm x 108 mm)
Additional Strips Available	1-11 Parameters (5 mm x 108 mm); see URS Parameters
Total Combinations Per Analyzer	4 Combinations
Analyzer Ports	Standard RS232C Port for Barcode Reader or Data Transfer USB Port for Data Transfer 25 Pin Parallel Port for External Printer
Capabilities	Internal Thermal Printer (included)      RS232C Barcode Reader (optional) Optional External Printer (not included)      USB or RS232C Data Transfer Cable (optional)
Major Readable Barcodes	Code 128, Code 39, Codabar (NW-7), Interleaved 25, UPC-A, UPC-E, EAN 8, EAN 13
Calibration	Automatic
Available Languages on the Screen	English and additional language(s)
Operating Conditions	0-40°C (32-104°F); ≤ 85% RH
Storage Conditions	-5-50°C (23-122°F); ≤ 90% RH
Power Source	100-240 VAC, 50-60 Hz
Dimensions (L x W x H)	27.2 cm x 26.9 cm x 14.6 cm (10.7" x 10.6" x 5.7")
Display Dimensions (L x W)	10.8 cm x 5.7 cm (4.2" x 2.2")
Weight	2.6 kg (5.7 lbs)

## Ordering Information

Product Name	Catalog No.	Components		Kit Box Dimensions (L x W x H) & Weight	Carton Dimensions (L x W x H) & Weight	Number of Kits/Carton
U120 Urine Analyzer	U111-101 <sup>†</sup>	1 Urine Analyzer 1 Strip holder 2 Printer Paper Rolls	2 Fuses (2.0A) 1 Power Cord 1 Quick Start Guide 1 Instruction Manual	42.0 cm x 41.5 cm x 31 cm; 5.0 kg		1
U120 Urine Analyzer with Barcode Reader	U111-111 <sup>†</sup>	1 Urine Analyzer 1 Strip holder 2 Printer Paper Rolls 1 Barcode Reader (RS232C)	2 Fuses (2.0A) 1 Power Cord 1 Serial Splitter Cable (RS232C) 1 Quick Start Guide 1 Instruction Manual	44.5 cm x 44.5 cm x 40.0 cm; 5.5 kg		1
Barcode Reader	U221-111 <sup>†</sup>	1 Barcode Reader (RS232C)	1 Serial Splitter Cable (RS232C)	23.6 cm x 10.8 cm x 7.8 cm; 0.482 kg 9.3" x 4.3" x 3.1"; 17.0 oz	63.0 cm x 37.0 cm x 30.0 cm; 12.0 kg 24.8" x 14.6" x 11.8"; 423.3 oz	22
Printer Paper Rolls	U121-101	4 Printer Paper Rolls	Thermal Paper (0.06 m x 20 m): 200 results/roll Sticker Paper (0.06 m x 9 m): 100 results/roll	12.0 cm x 12.0 cm x 6.5 cm; 0.36 kg 4.7" x 4.7" x 2.6"; 12.7 oz	63.0 cm x 37.0 cm x 30.0 cm; 19.4 kg 24.8" x 14.6" x 11.8"; 684.3 oz	50
U120 Data Transfer Kit	U221-131 <sup>†</sup>	1 Data Transfer Cable (RS232C)	1 Package Insert	12.0 cm x 12.0 cm x 6.5 cm; 0.4 kg 4.7" x 4.7" x 2.6"; 14.1 oz	63.0 cm x 37.0 cm x 30.0 cm; 21.4 kg 24.8" x 14.6" x 11.8"; 684.3 oz; 754.9 oz	8

# U500 Urine Analyzer



## Accurate and Efficient

- Up to 500 tests/hour for medium/large volume sample testing
- Professional accuracy equivalent to market leader
- Automatic strip detection and alignment for better efficiency
- Test modes include Routine, STAT and QC

## Easy to Operate

- Large touch screen LCD offers simple menu navigation
- Uniquely designed strip platform/waste tray unit for easy one-step cleaning

## Convenient

- Automatic calibration and waste disposal reduce hands-on time
- Can read strips with 8, 9, 10, 11 parameters, additional strips with 1-11 parameters available upon request
- Strip selection of up to 4 combinations for analyzer reading
- Stores up to 2,000 records and automatically flags abnormal results
- Capable of printing results on sticker paper for quick and easy record management

## Data Management Capability

- Includes RS232C port for easy data transfer to an external computer or LIS
- Optional Barcode Reader to record patient ID

## Unique Lockout Functions Coming Soon!

- Strip Lockout
  - Prevents using strips of another brand on the U500 Urine Analyzer
  - Requires barcode reader scan or manual entry of the canister code
- User Lockout
  - Eliminates unapproved users from testing
  - Up to 10 lab operators can perform testing, but only the lab administrator can change analyzer settings
- QC Lockout
  - Prevents testing without passing QC
  - QC tests can be performed once every 8 hours, day, week or month
  - Analyzer will alert when to run QC test
  - If QC tests fail, analyzer will switch to STAT mode and list "E" at the end of each test number

## Specifications

Feature	Specifications
Analyzer Type	Semi-Automatic
Methodology	Reflectance Photometry
Detection	Photosensitive Diode
Throughput	500 tests/hour (Measuring cycle: 7 seconds/test)
Test Modes	Routine, STAT and QC
Lockout Functions	Strip Lockout: Available Upon Request; User/QC Lockout: Included with option to turn ON/OFF
Memory	Last 2,000 Records
Strip Incubation Time	1 Minute
Wavelength	525 and 635 nm
Standard Strips	8, 9, 10, 11 Parameters (5 mm x 108 mm)
Additional Strips Available	1-11 Parameters (5 mm x 108 mm); see URS Parameters
Total Combinations Per Analyzer	4 Combinations
Waste Disposal Capacity	Up to 150 Strips
Analyzer Ports	Standard RS232C Port for Barcode Reader or Data Transfer 25 Pin Parallel Port for External Printer
Capabilities	Internal Thermal Printer (included)      RS232C Barcode Reader (optional) Optional External Printer (not included)      RS232C Data Transfer Cable (optional)
Major Readable Barcodes	Code 128, Code 39, Codabar (NW-7), Interleaved 25, UPC-A, UPC-E, EAN 8, EAN 13
Calibration	Automatic
Available Languages on the Screen	English and additional language(s)
Operating Conditions	0-40°C (32-104°F); ≤85% RH
Storage Conditions	-5-50°C (23-122°F); ≤90% RH
Power Source	100-240 VAC, 50-60 Hz
Dimensions (L x W x H)	36.6 cm x 28.3 cm x 19.5 cm (14.4" x 11.1" x 7.7")
Display Dimensions (L x W)	11.5 cm x 9.0 cm (4.5" x 3.5")
Weight	4.0 kg (8.8 lbs)

## Ordering Information

Product Name	Catalog No.	Components		Kit Box Dimensions (L x W x H) & Weight	Carton Dimensions (L x W x H) & Weight	Number of Kits/Carton
U500 Urine Analyzer	U211-101✓	1 Urine Analyzer 1 Strip Platform/Waste Tray 2 Printer Paper Rolls	2 Fuses (2.0A) 1 Power Cord 1 Instruction Manual	51.0 cm x 42.0 cm x 38.5 cm; 7 kg 20.1" x 16.5" x 15.2"; 246.9 oz		1
U500 Urine Analyzer with Barcode Reader	U211-111✓	1 Urine Analyzer 1 Strip Platform/Waste Tray 2 Printer Paper Rolls 1 Barcode Reader (RS232C)	2 Fuses (2.0A) 1 Power Cord 1 Serial Splitter Cable (RS232C) 1 Instruction Manual	55.0 cm x 55.0 cm x 55.0 cm; 9.2 kg 21.7" x 21.7" x 21.7"; 324.5 oz		1
Barcode Reader	U221-111✓†	1 Barcode Reader (RS232C)	1 Serial Splitter Cable (RS232C)	23.6 cm x 10.8 cm x 7.8 cm; 0.482 kg 9.3" x 4.3" x 3.1"; 17.0 oz	63.0 cm x 37.0 cm x 30.0 cm; 12 kg 24.8" x 14.6" x 11.8"; 423.3 oz	22
Printer Paper Rolls	U121-101	4 Printer Paper Rolls	Thermal Paper (0.06 m x 20 m): 200 results/roll Sticker Paper (0.06 m x 9 m): 100 results/roll	12.0 cm x 12.0 cm x 6.5 cm; 0.360 kg 4.7" x 4.7" x 2.6"; 12.7 oz 12.0 cm x 12.0 cm x 6.5 cm; 0.40 kg 4.7" x 4.7" x 2.6"; 14.1 oz	63.0 cm x 37.0 cm x 30.0 cm; 19.4 kg 24.8" x 14.6" x 11.8"; 684.3 oz 63.0 cm x 37.0 cm x 30.0 cm; 21.4 kg 24.8" x 14.6" x 11.8"; 754.9 oz	50
U500 Data Transfer Kit	U221-131✓	1 Data Transfer Cable (RS232C)	1 Package Insert	16.0 cm x 13.0 cm x 3.5 cm; 0.147 kg 6.3" x 5.1" x 1.4"; 5.2 oz	25.0 cm x 21.0 cm x 15.0 cm; 1.36 kg 9.8" x 8.3" x 5.9"; 48.0 oz	8

**We also offer other rapid diagnostic and medical products:**

Blood Glucose Monitoring Systems, Immunoassay EIA/ELISA and more.

✓ CE Marked for sale in the European Community **CE**  
† Cleared for US 510(k)



ACON Laboratories, Inc., 10125 Mesa Rim Road, San Diego, CA 92121, U.S.A. • Tel: 1-858-875-8000 • Fax: 1-858-200-0729 • E-mail: [info@aconlabs.com](mailto:info@aconlabs.com)  
Please visit our website for details: [www.aconlabs.com](http://www.aconlabs.com)



# Mission® Urinalysis Reagent Strips (Urine)

## Package Insert

REF U031-011	REF U031-051	REF U031-091	English
REF U031-021	REF U031-061	REF U031-101	
REF U031-031	REF U031-071	REF U031-111	
REF U031-041	REF U031-081		

For rapid detection of multiple analytes in human urine.

For *in vitro* diagnostic use only.

### INTENDED USE

The Urinalysis Reagent Strips (Urine) are firm plastic strips onto which several separate reagent areas are affixed. The test is for the qualitative and semi-quantitative detection of one or more of the following analytes in urine: Ascorbic acid, Glucose, Bilirubin, Ketone (Acetoacetic acid), Specific Gravity, Blood, pH, Protein, Urobilinogen, Nitrite and Leukocytes.

### SUMMARY

Urine undergoes many changes during states of disease or body dysfunction before blood composition is altered to a significant extent. Urinalysis is a useful procedure as an indicator of health or disease, and as such, is a part of routine health screening. The Urinalysis Reagent Strips (Urine) can be used in general evaluation of health, and aids in the diagnosis and monitoring of metabolic or systemic diseases that affect kidney function, endocrine disorders and diseases or disorders of the urinary tract.<sup>1,2</sup>

### PRINCIPLE AND EXPECTED VALUES

**Ascorbic acid:** This test involves decolorization of Tillmann's reagent. The presence of ascorbic acid causes the color of the test field to change from blue-green to orange. Patients with adequate diet may excrete 2-10 mg/dL daily. After ingesting large amounts of ascorbic acid, levels can be around 200 mg/dL.

**Glucose:** This test is based on the enzymatic reaction that occurs between glucose oxidase, peroxidase and chromogen. Glucose is first oxidized to produce gluconic acid and hydrogen peroxide in the presence of glucose oxidase. The hydrogen peroxide reacts with potassium iodide chromogen in the presence of peroxidase. The extent to which the chromogen is oxidized determines the color which is produced, ranging from green to brown. Glucose should not be detected in normal urine. Small amounts of glucose may be excreted by the kidney.<sup>3</sup> Glucose concentrations as low as 100 mg/dL may be considered abnormal if results are consistent.

**Bilirubin:** This test is based on azo-coupling reaction of bilirubin with diazotized dichloroaniline in a strongly acidic medium. Varying bilirubin levels will produce a pinkish-tan color proportional to its concentration in urine. In normal urine, no bilirubin is detectable by even the most sensitive methods. Even trace amounts of bilirubin require further investigation. Atypical results (colors different from the negative or positive color blocks shown on the color chart) may indicate that bilirubin-derived bile pigments are present in the urine specimen, and are possibly masking the bilirubin reaction.

**Ketone:** This test is based on ketones reacting with nitroprusside and acetoacetic acid to produce a color change ranging from light pink for negative results to a darker pink or purple color for positive results. Ketones are normally not present in urine. Detectable ketone levels may occur in urine during physiological stress conditions such as fasting, pregnancy and frequent strenuous exercise.<sup>4-6</sup> In starvation diets, or in other abnormal carbohydrate metabolism situations, ketones appear in the urine in excessively high concentration before serum ketones are elevated.<sup>7</sup>

**Specific Gravity:** This test is based on the apparent pKa change of certain pretreated polyelectrolytes in relation to ionic concentration. In the presence of an indicator, colors range from deep blue-green in urine of low ionic concentration to green and yellow-green in urine of increasing ionic concentration. Randomly collected urine may vary in specific gravity from 1.003-1.035.<sup>8</sup> Twenty-four hour urine from healthy adults with normal diets and fluid intake will have a specific gravity of 1.016-1.022.<sup>9</sup> In cases of severe renal damage, the specific gravity is fixed at 1.010, the value of the glomerular filtrate.

**Blood:** This test is based on the peroxidase-like activity of hemoglobin which catalyzes the reaction of diisopropylbenzene dihydroperoxide and 3,3',5,5'-tetramethylbenzidine. The resulting color ranges from orange to dark blue. Any green spots or green color development on the reagent area within 60 seconds is significant and the urine specimen should be examined further. Blood is often, but not invariably, found in the urine of menstruating females. The significance of a trace reading varies among patients and clinical judgment is required in these specimens.

**pH:** This test is based on a double indicator system which gives a broad range of colors covering the entire urinary pH range. Colors range from orange to yellow and green to blue. The expected range for normal urine specimens from newborns is pH 5-7.<sup>9</sup> The expected range for other normal urine specimens is pH 4.5-8, with an average result of pH 6.<sup>9</sup>

**Protein:** This reaction is based on the phenomenon known as the "protein error" of pH indicators where an indicator that is highly buffered will change color in the presence of proteins (anions) as the indicator releases hydrogen ions to the protein. At a constant pH, the development of any green color is due to the presence of protein. Colors range from yellow to yellow-green for negative results and green to green-blue for positive results. 1-14 mg/dL of protein may be excreted by a normal kidney.<sup>10</sup> A color matching any block greater than trace indicates significant proteinuria. Clinical judgment is required to evaluate the significance of trace results.

**Urobilinogen:** This test is based on a modified Ehrlich reaction between p-diethylaminobenzaldehyde and urobilinogen in strongly acidic medium to produce a pink color. Urobilinogen is one of the major compounds produced in heme synthesis and is a normal substance in urine. The expected range for normal urine with this test is 0.2-1.0 mg/dL (3.5-17 µmol/L).<sup>8</sup> A result of 2.0 mg/dL (35 µmol/L) may be of clinical significance, and the patient specimen should be further evaluated.

**Nitrite:** This test depends upon the conversion of nitrate to nitrite by the action of Gram negative bacteria in the urine. In an acidic medium, nitrite in the urine reacts with p-arsanilic acid to form a diazonium compound. The diazonium compound in turn couples with 1 N-(1-naphthyl) ethylenediamine to produce a pink color. Nitrite is not detectable in normal urine.<sup>9</sup> The nitrite area will be positive in some cases of infection, depending on how long the urine specimens were retained in the bladder prior to collection. Retrieval of positive cases with the nitrite test ranges from as low as 40% in cases where little bladder incubation occurred, to as high as approximately 80% in cases where bladder incubation took place for at least 4 hours.

**Leukocytes:** This test reveals the presence of granulocyte esterases. The esterases cleave a derivatized pyrazole amino acid ester to liberate derivatized hydroxy pyrazole. This pyrazole then reacts with a diazonium salt to produce a beige-pink to purple color. Normal urine specimens generally yield negative results. Trace results may be of questionable clinical significance. When trace results occur, it is recommended to retest using a fresh specimen from the same patient. Repeated trace and positive results are of clinical significance.

### REAGENTS AND PERFORMANCE CHARACTERISTICS

Based on the dry weight at the time of impregnation, the concentrations given may vary within manufacturing tolerances. The following table below indicates read times and performance characteristics for each parameter.

Reagent	Read Time	Composition	Description
Ascorbic Acid (ASC)	30 seconds	2,6-dichlorophenolindophenol; buffer and non-reactive ingredients	Detects ascorbic acid as low as 5-10 mg/dL (0.28-0.56 mmol/L).
Glucose (GLU)	30 seconds	glucose oxidase; peroxidase; potassium iodide; buffer; non-reactive ingredients	Detects glucose as low as 50-100 mg/dL (2.5-5 mmol/L).
Bilirubin (BIL)	30 seconds	2, 4-dichloroaniline diazonium salt; buffer and non-reactive ingredients	Detects bilirubin as low as 0.4-1.0 mg/dL (6.8-17 µmol/L).
Ketone (KET)	40 seconds	sodium nitroprusside; buffer	Detects acetoacetic acid as low as 2.5-5 mg/dL (0.25-0.5 mmol/L).
Specific Gravity (SG)	45 seconds	bromthymol blue indicator; buffer and non-reactive ingredients; poly (methyl vinyl ether/maleic anhydride); sodium hydroxide	Determines urine specific gravity between 1.000 and 1.030. Results correlate with values obtained by refractive index method within ± 0.005.
Blood (BLO)	60 seconds	3,3',5,5'-tetramethylbenzidine (TMB); diisopropylbenzene dihydroperoxide; buffer and non-reactive ingredients	Detects free hemoglobin as low as 0.018-0.060 mg/dL or 5-10 Ery/µL in urine specimens with ascorbic acid content of < 50 mg/dL.
pH	60 seconds	methyl red sodium salt; bromthymol blue; non-reactive ingredients	Permits the quantitative differentiation of pH values within the range of 5-9.
Protein (PRO)	60 seconds	tetrabromophenol blue; buffer and non-reactive ingredients	Detects albumin as low as 7.5-15 mg/dL (0.075-0.15 g/L).
Urobilinogen (URO)	60 seconds	p-diethylaminobenzaldehyde; buffer and non-reactive ingredients	Detects urobilinogen as low as 0.2-1.0 mg/dL (3.5-17 µmol/L).
Nitrite (NIT)	60 seconds	p-arsanilic acid; N-(1-naphthyl) ethylenediamine; non-reactive ingredients	Detects sodium nitrite as low as 0.05-0.1 mg/dL in urine with a low specific gravity and less than 30 mg/dL ascorbic acid.
Leukocytes (LEU)	120 seconds	derivatized pyrrole amino acid ester; diazonium salt; buffer; non-reactive ingredients	Detects leukocytes as low as 9-15 white blood cells Leu/µL in clinical urine.

The performance characteristics of the Urinalysis Reagent Strips (Urine) have been determined in both laboratory and clinical tests. Parameters of importance to the user are sensitivity, specificity, accuracy and precision. Generally, this test has been developed to be specific for the parameters to be measured with the exceptions of the interferences listed. Please refer to the Limitations section in this package insert.

Interpretation of visual results is dependent on several factors: the variability of color perception, the presence or absence of inhibitory factors, and the lighting conditions when the strip is read. Each color block on the chart corresponds to a range of analyte concentrations.

### PRECAUTIONS

- For *in vitro* diagnostic use only. Do not use after the expiration date.
- The strip should remain in the closed canister until use.
- Do not touch the reagent areas of the strip.
- Discard any discolored strips that may have deteriorated.
- All specimens should be considered potentially hazardous and handled in the same manner as an infectious agent.
- The used strip should be discarded according to local regulations after testing.

### STORAGE AND STABILITY

Store as packaged in the closed canister either at room temperature or refrigerated (2-30°C). Keep out of direct sunlight. The strip is stable through the expiration date printed on the canister label. Do not remove the desiccant. Remove only enough strips for immediate use. Replace cap immediately and tightly. **DO NOT FREEZE.** Do not use beyond the expiration date.

Note: Once the canister has been opened, the remaining strips are stable for up to 3 months. Stability may be reduced in high humidity conditions.

### SPECIMEN COLLECTION AND PREPARATION

A urine specimen must be collected in a clean and dry container and tested as soon as possible. Do not centrifuge. The use of urine preservatives is not recommended. If testing cannot be done within an hour after voiding, refrigerate the specimen immediately and let it return to room temperature before testing.

Prolonged storage of unpreserved urine at room temperature may result in microbial proliferation with resultant changes in pH. A shift to alkaline pH may cause false positive results with the protein test area. Urine containing glucose may decrease in pH as organisms metabolize the glucose.

Contamination of the urine specimen with skin cleansers containing chlorhexidine may affect protein (and to a lesser extent, specific gravity and bilirubin) test results.

### MATERIALS

#### Materials Provided

- Strips
- Package insert

#### Materials Required But Not Provided

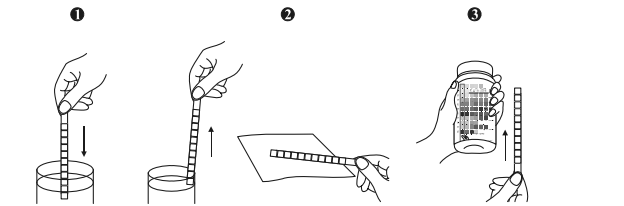
- Specimen collection container
- Timer

### DIRECTIONS FOR USE

Allow the strip, urine specimen, and/or controls to reach room temperature (15-30°C) prior to testing.

- Remove the strip from the closed canister and use it as soon as possible. Immediately close the canister tightly after removing the required number of strip(s). Completely immerse the reagent areas of the strip in fresh, well-mixed urine and immediately remove the strip to avoid dissolving the reagents. See illustration 1 below.
- While removing the strip from the urine, run the edge of the strip against the rim of the urine container to remove excess urine. Hold the strip in a horizontal position and bring the edge of the strip into contact with an absorbent material (e.g. a paper towel) to avoid mixing chemicals from adjacent reagent areas and/or soiling hands with urine. See illustration 2 below.
- Compare the reagent areas to the corresponding color blocks on the canister label at the specified times. Hold the strip close to the color blocks and match carefully. See illustration 3 below.

Note: Results may be read up to 2 minutes after the specified times.



### INTERPRETATION OF RESULTS

Results are obtained by direct comparison of the color blocks printed on the canister label. The color blocks represent nominal values; actual values will vary close to the nominal values. In the event of unexpected or questionable results, the following steps are recommended: confirm that the strips have been tested within the expiration date printed on the canister label, compare results with known positive and negative controls and repeat the test using a new strip. If the problem persists, discontinue using the strip immediately and contact your local distributor.

### QUALITY CONTROL

For best results, performance of reagent strips should be confirmed by testing known positive and negative specimens/controls whenever a new test is performed, or whenever a new canister is first opened. Each laboratory should establish its own goals for adequate standards of performance.

### LIMITATIONS

**Note:** The Urinalysis Reagent Strips (Urine) may be affected by substances that cause abnormal urine color such as drugs containing azo dyes (e.g. Pyridium®. Azo Gantrisin®, Azo Gantanol®), nitrofurantoin (Microdantin®, Furadantin®), and riboflavin.<sup>8</sup> The color development on the test pad may be masked or a color reaction may be produced that could be interpreted as false results.

**Ascorbic acid:** No interference is known.

**Glucose:** The reagent area does not react with lactose, galactose, fructose or other metabolic substances, nor with reducing metabolites of drugs (e.g. salicylates and nalidixic acid). Sensitivity may be decreased in specimens with high specific gravity (>1.025) and with ascorbic acid concentrations of ≥ 25 mg/dL. High ketone levels ≥ 100 mg/dL may cause false negative results for specimens containing a small amount of glucose (50-100 mg/dL).

**Bilirubin:** Bilirubin is absent in normal urine, so any positive result, including a trace positive, indicates an underlying pathological condition and requires further investigation. Reactions may occur with urine containing large doses of chlorpromazine or rifampin that might be mistaken for positive bilirubin.<sup>9</sup> The presence of bilirubin-derived bile pigments may mask the bilirubin reaction. This phenomenon is characterized by color development on the test patch that does not correlate with the colors on the color chart. Large concentrations of ascorbic acid may decrease sensitivity.

**Ketone:** The test does not react with acetone or β-hydroxybutyrate.<sup>8</sup> Urine specimens of high pigment, and other substances containing sulfinyl groups may occasionally give reactions up to and including trace (±).

**Specific Gravity:** Ketoacidosis or protein higher than 300 mg/dL may cause elevated results. Results are not affected by non-ionic urine components such as glucose. If the urine has a pH of 7 or greater, add 0.005 to the specific gravity reading indicated on the color chart.

**Blood:** A uniform blue color indicates the presence of myoglobin, hemoglobin or hemolyzed erythrocytes.<sup>8</sup> Scattered or compacted blue spots indicate intact erythrocytes. To enhance accuracy, separate color scales are provided for hemoglobin and for erythrocytes. Positive results with this test are often seen with urine from menstruating females. It has been reported that urine of high pH reduces sensitivity, while moderate to

high concentration of ascorbic acid may inhibit color formation. Microbial peroxidase, associated with urinary tract infection, may cause a false positive reaction. The test is slightly more sensitive to free hemoglobin and myoglobin than to intact erythrocytes.

**pH:** If the procedure is not followed and excess urine remains on the strip, a phenomenon known as "runover" may occur, in which the acid buffer from the protein reagent will run onto the pH area, causing the pH result to appear artificially low. pH readings are not affected by variations in urinary buffer concentration.

**Protein:** Any green color indicates the presence of protein in the urine. This test is highly sensitive for albumin, and less sensitive to hemoglobin, globulin and mucoprotein.<sup>8</sup> A negative result does not rule out the presence of these other proteins. False positive results may be obtained with highly buffered or alkaline urine. Contamination of urine specimens with quaternary ammonium compounds or skin cleansers containing chlorhexidine may produce false positive results.<sup>8</sup> The urine specimens with high specific gravity may give false negative results.

**Urobilinogen:** All results lower than 1 mg/dL urobilinogen should be interpreted as normal. A negative result does not at any time preclude the absence of urobilinogen. The reagent area may react with interfering substances known to react with Ehrlich's reagent, such as p-aminosalicylic acid and sulfonamides.<sup>9</sup> False negative results may be obtained if formalin is present. The test cannot be used to detect porphobilinogen.

**Nitrite:** The test is specific for nitrite and will not react with any other substance normally excreted in urine. Any degree of uniform pink to red color should be interpreted as a positive result, suggesting the presence of nitrite. Color intensity is not proportional to the number of bacteria present in the urine specimen. Pink spots or pink edges should not be interpreted as a positive result. Comparing the reacted reagent area on a white background may aid in the detection of low nitrite levels, which might otherwise be missed. Ascorbic acid above 30 mg/dL may cause false negatives in urine containing less than 0.05 mg/dL nitrite ions. The sensitivity of this test is reduced for urine specimens with highly buffered alkaline urine or with high specific gravity. A negative result does not at any time preclude the possibility of bacteruria. Negative results may occur in urinary tract infections from organisms that do not contain reductase to convert nitrate to nitrite; when urine has not been retained in the bladder for a sufficient length of time (at least 4 hours) for reduction of nitrate to nitrite to occur; when receiving antibiotic therapy or when dietary nitrate is absent.

**Leukocytes:** The result should be read between 60-120 seconds to allow for complete color development. The intensity of the color that develops is proportional to the number of leukocytes present in the urine specimen. High specific gravity or elevated glucose concentrations (≥ 2,000 mg/dL) may cause test results to be artificially low. The presence of cephalixin, cephalothin, or high concentrations of oxalic acid may also cause test results to be artificially low. Tetracycline may cause decreased reactivity, and high levels of the drug may cause a false negative reaction. High urinary protein may diminish the intensity of the reaction color. This test will not react with erythrocytes or bacteria common in urine.<sup>8</sup>

### BIBLIOGRAPHY

- Free AH, Free HM. *Urinalysis, Critical Discipline of Clinical Science*. CRC Crit. Rev. Clin. Lab. Sci. 3(4): 481-531, 1972.
- Yoder J, Adams EC, Free, AH. *Simultaneous Screening for Urinary Occult Blood, Protein, Glucose, and pH*. Amer. J. Med Tech. 31:285, 1965.
- Shchersten B, Fritz H. *Subnormal Levels of Glucose in Urine*. JAMA 201:129-132, 1967.
- McGarry JD, Lilly. Lecture, 1978: New Perspectives in the Regulation of Ketogenesis. Diabetes 28: 517-523 May, 1978.
- Williamson DH. *Physiological Ketoses, or Why Ketone Bodies?* Postgrad. Med. J. (June Suppl.): 372-375, 1971.
- Paterson P, et al. *Maternal and Fetal Ketone Concentrations in Plasma and Urine*. Lancet: 862-865; April 22, 1967.
- Fraser J, et al. *Studies with a Simplified Nitroprusside Test for Ketone Bodies in Urine, Serum, Plasma and Milk*. Clin. Chem. Acta II: 372-378, 1965.
- Henry JB, et al. Clinical Diagnosis and Management by Laboratory Methods, 20<sup>th</sup> Ed. Philadelphia. Saunders. 371-372, 375, 379, 382, 385, 2001.
- Tietz NW. Clinical Guide to Laboratory Tests. W.B. Saunders Company. 1976.
- Burtis CA, Ashwood ER. Tietz Textbook of Clinical Chemistry 2<sup>nd</sup> Ed. 2205, 1994.

Index of Symbols			
	Consult instructions for use		Tests per kit
	For <i>in vitro</i> diagnostic use only		Use by
	Store between 2-30°C		Lot Number
	Authorized Representative		Catalog #

**ACON Laboratories, Inc.**  
10125 Mesa Rim Road,  
San Diego, CA 92121, USA

**MDSS GmbH**  
Schiffgraben 41  
30175 Hannover, Germany

Contract No:Co2403079

Date:09/03/2024

### Letter of Authorization

**Manufacturer:** Atlas Medical GmbH  
Ludwig-Erhard-Ring 3,  
15827Blankenfelde-Mahlow, Germany  
Tel: +49 33 70 83 55 030  
Email: [amug@atlas-medical.com](mailto:amug@atlas-medical.com)

**Regulatory Office:** William James House, Cowley Road, Cambridge, CB4 0WX, UK  
Tel: +44 1223 858 910  
Fax: +44 1223 858 524  
Email: [info@atlas-site.co.uk](mailto:info@atlas-site.co.uk)

**Middle East Site:** Sahab Free Zone Area  
P. O. Box 204, Amman 11512, Jordan.  
Tel.: +962 6 4026468  
Fax: +962 6 4022588  
Email: [info@atlas-medical.com](mailto:info@atlas-medical.com)

**Agent:** San Medico  
Republic of Moldova, city Chisina  
+37368228890

Atlas Medical, hereby appoint the above mentioned agent to import, register and distribute Atlas Medical Products in Moldova

**Appointment Conditions:**

1. This appointment is valid for 3 year from the above mentioned date.
2. Either Party can cancel this appointment by giving the other party a 60 day notice.

On behalf of the Manufacturer  
General Manager  
Haya Amawi



---

Atlas Medical: Ludwig-Erhard-Ring 3, 15827 Blankenfelde-Mahlow, Germany. Tel: +49 33 70 83 55 030  
Regulatory Office: William James House, Cowley Road, Cambridge, CB4 0WX, UK. Tel: +44 1223 858 910  
Middle East Site : King Abdullah the Second Industrial Estate, Street 19, Sahab Free Zone Area, P.O. Box: 204, Amman 11512, Jordan

**GMED certifie que le système de management de la qualité développé par**  
*GMED certifies that the quality management system developed by*

**ATLAS MEDICAL GmbH**  
**Ludwig-Erhard-Ring 3**  
**15827 Blankenfelde-Mahlow GERMANY**

**pour les activités**  
*for the activities*

**Conception et développement, fabrication et vente de dispositifs médicaux de diagnostic in vitro .**

*Design and Development, Manufacturing and Sales of in vitro diagnostic medical devices.*

**réalisées sur le(s) site(s) de**  
*performed on the location(s) of*

**Voir addendum**

*See addendum*

**est conforme aux exigences des normes internationales**  
*complies with the requirements of the international standards*

**ISO 13485: 2016**

**Début de validité / Effective date October 9th, 2023 (included)**

**Valable jusqu'au / Expiry date : October 8th, 2026 (included)**

**Etabli le / Issued on : October 9th, 2023**




Accréditation n°4-0608  
Liste des sites accrédités  
et portée disponible sur  
[www.cofrac.fr](http://www.cofrac.fr)

GMED N° 36655-2

Ce certificat est délivré selon les règles de certification GMED / This certificate is issued according to the rules of GMED certification

Renouvelle le certificat 36655-1



**On behalf of the President**  
**Béatrice LYS**  
**Technical Director**

**Ce certificat couvre les activités et les sites suivants :**  
*This certificate covers the following activities and sites:*

**French version :**

**Conception et développement, fabrication et vente de dispositifs médicaux de diagnostic *in vitro* à usage professionnel et/ ou d'autodiagnostic, dans les domaines du groupage sanguin, de la microbiologie, de la biochimie, de la toxicologie, de l'oncologie, de la cardiologie, de l'histologie, de l'endocrinologie et des maladies infectieuses, dans les techniques d'Agglutination/ ELISA/ Tests rapides/ Colorimétrie/ Disques antibiotiques.**

**English version:**

*Design and Development, Manufacturing and Sales of in vitro diagnostic medical devices for professional use and/or for self-testing, in the field of Immunohematology, Microbiology, Biochemistry, Toxicology, Oncology, Cardiology, Histology, Endocrinology Biosensors and Infectious diseases, in techniques of Agglutination/ ELISA/ Rapid tests/ Colorimetry/Antibiotic disks.*

**ATLAS MEDICAL GmbH  
Ludwig-Erhard-Ring 3  
15827 Blankenfelde-Mahlow  
GERMANY**

French version:

**Siège social, responsable de la mise sur le marché**

*English version:*

*Headquarter, legal manufacturer*

\*\*\*\*\*

**Sahab Industrial Zone Area  
King Abdullah II Industrial City  
Amman 11512  
JORDAN**

French version:


**Conception, fabrication et contrôle final**

*English version:*

*Design, manufacture and final control*

\*\*\*\*\*

**2 sites / 2 sites**

DocuSigned by:  
*Beatrice Lys*  
FF33BDA98AA04A3...  


**On behalf of the President  
Béatrice LYS  
Technical Director**





Declaration Ref No: DC21-0187

## CE Declaration of Conformity

We,

**Atlas Medical GmbH**

Head office: Ludwig-Erhard-Ring 3  
15827 Blankenfelde-Mahlow Germany  
Tel.: +49(0)33708355030  
Email: [info@atlas-medical.com](mailto:info@atlas-medical.com)

Middle East Site: Sahab Industrial Zone Area, King Abdullah II Industrial City  
Amman 11512, Jordan  
Tel.: +962 6 4026468  
Fax: +962 6 4022588  
Email: [info@atlas-medical.com](mailto:info@atlas-medical.com)

Declare our responsibility that the following product:

Product Code	Product Name	Device Class	GMDN
8.00.11.0.0050	Atlas SLE Latex Kit, 50 Tests (2ml Latex, 2x0.5 ml Controls, glass Slide)	General-IVD	54853
8.00.11.0.0002	Atlas SLE Latex Reagent, 2 ml/Vial, Individually Packed, 1 Vial /Box.	General-IVD	54853

Is produced under Atlas quality system (ISO13485: 2016) supported by GMED certificate:

**Certificate N°:** 36655 rev 2

**Expiry Date:** October 8<sup>th</sup>.2026

and complies with the essential requirements of  
In Vitro Diagnostic Medical Devices Directive 98/79/EC Annex I  
And

EN ISO 18113-1, -2 :2022, EN ISO 15223:2021

EN ISO 14971:2019, EN ISO 23640 :2015 , ISO 2859 :2017,  
EN 13612:2002, EN 13641:2002 , EN 13975:2003, ISO 13485:2016,  
IEC 62366-1:2015+A1:2020.

And

Intended for In-Vitro Professional use only.

This Declaration includes the batches produced beyond this day according to the product Lot Log.

**Manufacturer**

**Atlas Medical GmbH**

**Ludwig-Erhard-Ring 3**

**15827 Blankenfelde-Mahlow Germany.**

Atlas Medical	First issue date	Date of review	Management approval	MRXDO10F.10 08.02.2011
	September.2021	27.02.2024		

Amr Al-Habak  
RA Manager

Declaration Ref No: DC21-0035

## CE Declaration of Conformity

According to Annex III of the IVD Directive 98/79/EC

We,

### Atlas Medical

Head office: Ludwig-Erhard-Ring 3  
Blankenfelde-Mahlow, Germany.

Tel: +49 - 33708 – 3550 30

Email: [info@atlas-medical.com](mailto:info@atlas-medical.com)

Middle East Site: Sahab Free Zone Area, P. O. Box 212555, Amman, Jordan.

Tel.: +962 6 4026468

Fax: +962 6 4022588

Email: [info@atlas-medical.com](mailto:info@atlas-medical.com)

Declare our responsibility that the following product:

### See Attached list

- Comply with all essential requirements (Annex I) of the IVD Directive 98/79/EC. This compliance has been properly documented and covers the items listed in Annex I of the IVD Directive.
- This product is produced under Atlas quality system (ISO13485:2016) issued by GMED:  
**Certificate N°:** 36655 rev 1  
**Expiry Date:** October 8<sup>th</sup>.2023
- Comply with the essential requirements of following standards (EN 18113-1, -2, -4:2011, EN ISO 15223:2016, EN ISO 23640:2015, EN ISO 14971:2019, ISO 2859/1:1999, EN ISO 13612:2002, EN ISO 13641:2002).

And

Intended for In-Vitro Professional use only.


### Manufacturer

Atlas Medical

Ludwig-Erhard-Ring 3

Blankenfelde-Mahlow, Germany.



Atlas Medical	Issue date	Date of review	Management approval	MRXDO10F.10 08.02.2011
	March.2021	09.03.2021		

## CE Declaration of Conformity

According to Annex III of the IVD Directive 98/79/EC

Product Description
8.00.02.0.0100 : ASO Latex Kit, 100 Tests (4ml Latex, 2x1.0ml controls).
8.00.00.0.0100: CRP Latex Kit, 100 Tests (4 ml Latex, 2x1.0 ml Controls)
8.00.04.0.0100: RF Latex Kit, 100 Tests (4ml Latex, 2x1.0ml controls)
8.00.17.0.0100: D-Dimer Latex Kit, 100 Tests
8.00.13.0.0300 : Streptococcus Latex Kit, 6 Groups, 6x50 Tests (5x1.5ml Latex (A,B,C,G,F), 1x3ml Latex(D), 1x1.0ml Positive Control, 1x2ml Extraction Reagent E, 1x1.5ml Extraction Reagent 1, 1x1.5ml Extraction Reagent 2, 2x2.5ml Extraction Reagent 3, Stirring Sticks, Glass Slide).
8.00.18.3.0500 : RPR Syphilis (Coarse Grain) Kit, 500 Tests (10 ml latex, 2x1ml control) Without card, stirring sticks.
8.00.18.3.1000 RPR Carbon Antigen (Coarse Grain) Kit, 1000 Tests (Reagent only).





**CE Declaration of Conformity**

We,  
**Atlas Medical GmbH**  
Head office: Ludwig-Erhard-Ring 3  
15827 Blankenfelde-Mahlow Germany  
Tel: +49(0)33708355030  
Email: [info@atlas-site.com](mailto:info@atlas-site.com)

Middle East Site: : Sahab Industrial Zone Area, King Abdullah II Industrial City  
Amman 11512, Jordan  
Tel.: +962 6 4026468  
Fax: +962 6 4022588  
Email: [info@atlas-medical.com](mailto:info@atlas-medical.com)

Declare our responsibility that the following product:

**Blood Grouping Reagents:**  
(Anti-A Monoclonal Reagent, Anti-B Monoclonal Reagent , Anti-AB Monoclonal Reagent and  
Anti-D IgG/IgG blend Reagent)  
see the attached list of variants

That are classified as Annex II, list A

Is produced under Atlas quality system (ISO13485: 2016) supported by GMED certificate and  
complies with the essential requirements of

**In Vitro Diagnostic Medical Devices Directive 98/79/EC**

And

EN ISO 18113-1, -2 :2011, EN ISO 15223:2016  
EN ISO 14971:2019, EN ISO 23640 :2015 , ISO 2859 :2017,  
EN 13612:2002, EN 13641:2002 , EN 13975:2003,  
EN ISO 13485:2016, EN 62366-1:2020

And

Intended for In-Vitro Professional use only.

**Conformity Assessment Route:**

Annex IV.3 –Approval full Quality Assurance System.

Annex IV.4-EC Design Examination (of the product)


**Notified Body:**

G-MED	<b>CE</b>	0459
-------	-----------	------

GMED, Laboratoire national de métrologie et d'essais  
1 rue Gaston Boissier 75015 Paris  
Tél. : 01 40 43 37 00 , TVA:FR 28 839 022 522

**EC Certificates No.:**


- CE Certificate of Approval full Quality Assurance System: 33540 rev4.
- CE Certificate Of EC Design Examination: 33544 rev3.

Atlas Medical GmbH	Start of CE Marking	Date of expiry	Name & Position	Signature	MRXDO10F.11 21.10.2013
	09 <sup>th</sup> october 2017	26 <sup>th</sup> May 2025	Amani Al-hababbeh (RA Manager)		






Product Code	Product Name	GMDN Code
8.02.00.0.0010	Anti-A Monoclonal Reagent (Titer: 1/512), 10ml/vial, 1 vial/Carton Box	52532
8.02.00.1.0100	Anti-A Monoclonal Reagent (Titer: 1/512), 10ml/vial, 10 vials / Plastic Pack	52532
8.02.00.1.0180	Anti-A Monoclonal Reagent (Titer: 1/512), 10ml/vial, 18 vials / Carton Box	52532
8.02.01.0.0010	Anti-B Monoclonal Reagent (Titer: 1/512), 10ml/vial, / Carton Box	52538
8.02.01.1.0100	Anti-B Monoclonal Reagent (Titer: 1/512), 10ml/vial, 10 vials / Plastic Pack	52538
8.02.01.1.0180	Anti-B Monoclonal Reagent (Titer: 1/512), 10ml/vial, 18 vials / Carton Box	52538
8.02.02.0.0010	Anti-AB Monoclonal Reagent (Titer: 1/512), 10ml/vial, 1 vial/ Carton Box	46442
8.02.02.1.0100	Anti-AB Monoclonal Reagent (Titer: 1/512), 10ml/vial, 10 vials/Plastic Pack	46442
8.02.02.1.0180	Anti-AB Monoclonal Reagent (Titer: 1/512), 10ml/vial, 18 vials/Carton Box	46442
8.02.03.0.0010	Anti-D IgG/IgM Blend Reagent (Titer: 1/128), 10ml/vial, 1 vial/ Carton Box	52647
8.02.03.1.0100	Anti-D IgG/IgM Blend Reagent (Titer: 1/128), 10ml/vial, 10 vials / Plastic Pack	52647
8.02.03.1.0180	Anti-D IgG/IgM Blend Reagent (Titer: 1/128), 10ml/vial, 18 vials / Carton Box	52647
8.02.04.0.0010	Anti-A Monoclonal Reagent (Titer: 1/256), 10ml/vial, 1 Vial/Carton Box	52532
8.02.04.0.0100	Anti-A Monoclonal Reagent (Titer: 1/256), 10ml/vial, 10 vials / Plastic Pack	52532
8.02.05.0.0010	Anti-B Monoclonal Reagent (Titer: 1/256), 10ml/vial, 1vial/Carton Box	52538
8.02.05.0.0100	Anti-B Monoclonal Reagent (Titer: 1/256), 10ml/vial, 10 vials /Plastic Pack	52538
8.02.05.6.0030	ABO Set (Anti-A (1/256), Anti-B (1/256), Anti-D (1/64)),3x10ml / plastic Pack	45308
8.02.05.7.0020	ABO Set: Anti-A (1/256), Anti-B (1/256), 2x10ml /Plastic Pack	52695
8.02.06.0.0010	Anti-AB Monoclonal Reagent (Titer: 1/256), 10ml/vial, 1vial/Carton Box	46442
8.02.06.1.0100	Anti-AB Monoclonal Reagent (Titer: 1/256), 10ml/vial,10 vials /Plastic Pack	46442
8.02.06.1.0180	Anti-AB Monoclonal Reagent (Titer: 1/256), 10ml/vial,18 vials / Carton Box	45308
8.02.07.0.0010	Anti-D IgG/IgM Blend Reagent (Titer: 1/64), 10ml/vial, 1Vial/ Carton Box	52647
8.02.07.1.0100	Anti-D IgG/IgM Blend Reagent (Titer: 1/64), 10ml/vial, 10 vials / Plastic Pack	52647

<b>Atlas Medical GmbH</b>	<b>Start of CE Marking</b>	<b>Date of expiry</b>	<b>Name &amp; Position</b>	<b>Signature</b>	<b>MRXDO10F.11 21.10.2013</b>
	09 <sup>th</sup> october 2017	26 <sup>th</sup> May 2025	Amani Al-hababbeh (RA Manager)		

8.02.47.0.0030	ABO Set (Anti-A (1/512), Anti-B (1/512), Anti-D (1/128)), 3x10ml/Plastic Pack	45308
8.02.47.1.0030	ABO Set (Anti-A (1/256), Anti-B (1/256), Anti-D (1/64)), 3x10ml /Carton Box.	45308
8.02.47.3.0030	ABO Set (Anti-A (1/256), Anti-B (1/256), Anti-D (1/64)), 3x10ml /Plastic Pack	45308
8.02.47.5.0030	ABO Set (Anti-A (1/256), Anti-B (1/256), Anti-D (1/128)), 3x10ml/Plastic Pack	45308
8.02.49.0.0040	ABO Set (Anti-A (1/256), Anti-B (1/256), Anti-AB (1/256), Anti-D (1/64)), 4x10ml/Carton Box	45308
8.02.49.2.0040	ABO Set (Anti-A (1/256), Anti-B (1/256), Anti-AB (1/256), Anti-D (1/128)), 4 x 10ml, 4 vials/Plastic Pack	45308
8.02.53.0.0040	ABO Set (Anti-A (1/512), Anti-B (1/512), Anti-AB (1/512) Anti-D (1/128)), 4x10ml/Plastic Pack	45308
8.02.53.1.0040	ABO Set (Anti-A (1/512), Anti-B (1/512), Anti-AB (1/512) Anti-D (1/128)), 4x10ml, 4vials/Plastic Pack	45308
8.02.70.0.0010	Anti-A monoclonal reagent , Titer (1/1024), 10 ml/vial, 1Vial/ Carton Box	52532
8.02.71.0.0010	Anti-B Monoclonal reagent (Titer: 1/1024) , 10 ml/vial ,1Vial/ Carton Box	52538
8.02.72.0.0010	Anti-AB Monoclonal reagent (Titer: 1/1024) , 10 ml/vial , 1Vial/ Carton Box	45308
8.02.85.0.0010	Anti-D IgG/IgM Blend Reagent , Titer 1/256, 10ml/vial, 1Vial/ Carton Box	52647



Atlas Medical GmbH	Start of CE Marking	Date of expiry	Name & Position	Signature	
	09 <sup>th</sup> october 2017	26 <sup>th</sup> May 2025	Amani Al-hababbeh (RA Manager)		MRXDO10F.11 21.10.2013



## Blood Grouping Reagents:

### Anti-A Monoclonal Reagent, Anti-B Monoclonal Reagent, Anti-AB Monoclonal Reagent, Anti-D IgG/IgM blend Reagent, & Their variants SLIDE AND TUBE TESTS

**IVD** For In-Vitro and professional use only

2°C  8°C  
Store at 2- 8°C

#### INTENDED USE

The blood grouping reagents are used to detect the presence or absence of A, B or Rhesus Antigens on the surface of human red blood cells based on hemagglutination using slide or tube test techniques in whole blood samples or anticoagulant blood samples collected in EDTA, citrate or heparin tubes.

#### INTRODUCTION & PRINCIPLES

Blood grouping reagents are prepared from In-Vitro culture supernatants of hybridized immunoglobulin-secreting mouse cell lines. The reagents are diluted with phosphate buffer containing sodium chloride, EDTA and bovine albumin to give reagents that are optimized for use in tube and slide procedures. **Anti-A monoclonal reagent is colored with acid blue (patent blue) dye, Anti-B monoclonal reagent is colored with acid yellow (tartrazine) dye, and Anti-AB monoclonal reagent is not colored.** The test procedure is based on hemagglutination principle, where red cells possessing the antigen agglutinate in the presence of the corresponding antibody indicating that the result is positive. The test is considered negative when no agglutination appears.

Anti-D IgG/IgM blend reagent is prepared from carefully blended human monoclonal IgM and IgG. Anti-D IgG/IgM blend reagent is suitable for slide and tube test procedures. The reagent will directly agglutinate Rh D positive cells, including majority of variants (but not D<sup>vi</sup>) and a high proportion of weak D (Du) phenotypes. The reagent will agglutinate category D<sup>vi</sup> and low grade weak D (D<sup>u</sup>) phenotypes by the indirect anti-globulin techniques.

Anti-D IgG/IgM blend reagent is diluted with a sodium chloride solution, sodium phosphate solution and bovine albumin (sodium caprylate free). Anti-D IgG/IgM blend reagent is not colored. The procedure is based on hemagglutination principle, where red cells' possessing the antigen agglutinates in the presence of the corresponding antibody in the reagent indicating that the result is positive. The test is considered negative when no agglutination appears.

#### MATERIALS

##### MATERIALS PROVIDED

##### Blood Grouping Reagents:

- Anti-A monoclonal reagent (10 ml/vial), Clone: (9113D10).
- Anti-B monoclonal reagent (10 ml/vial), Clone: (9621A8).
- Anti-AB monoclonal reagent (10ml/vial), Clone: (152D12+9113D10).
- Anti-D IgG/IgM Blend reagent (10 ml/vial), Clone: (P3X61 + P3X21223B10 + P3X290 + P3X35).

##### MATERIALS NEEDED BUT NOT PROVIDED

- Plastic test tube or glass.
- Isotonic saline solution (% 0.9) NaCl).
- Applicator sticks.
- Centrifuge (100-1200 (g) for tube test).
- Timer.
- Incubator
- Anti-Human Globulin Reagent (can be ordered from Atlas Medical).
- White or transparent glass slide.

#### PRECAUTIONS

- The reagents are intended for in vitro diagnostic use only.
- The test is for well trained professional healthy user not for lay user.
- These reagents are derived from animal and human sources, thus, appropriate care must be taken in the use and disposal of these reagents, as there are no known test methods that can guarantee absence of infectious agents.
- Do not use reagents if it is turbid or contain particles as this may indicate reagent deterioration or contamination.
- Protective clothing should be worn when handling the reagents.
- **The reagents contain (0.1-0.2%) Sodium Azide and 0.02% sodium arseniate which is toxic and can be absorbed through the skin. When drained, the drains should be thoroughly flushed with water.**
- The reagents should be used as supplied and in accordance to the procedure mentioned below. Don't use beyond expiration date.
- Avoid cross contamination of reagents or specimens.
- Visible signs of microbial growth in any reagent may indicate degradation and the use of such reagent should be discontinued.

- Don't use these reagents if the label is not available or damaged.
- Do not use dark glass slide.
- Don't use the kit if damaged or the glass vials are broken or leaking and discard the contents immediately.
- Test materials and samples should be discarded properly in a biohazard container.
- Wash hands and the test table top with water and soap once the testing is done.
- Hemolysed blood sample should not be used for testing.
- The test should be performed at room temperature in a well lit area with very good visibility.
- Failure to follow the procedure in this package insert may give false results or safety hazard.
- Close the vial tightly after each test.
- The reagent is considered toxic, so don't drink or eat beside it.
- If spillage of reagent occurs clean with disinfectant (disinfectant used could be irritable so handle with care).

#### STORAGE CONDITIONS

- The reagents should be stored refrigerated between 2 - 8°C.
- Never Freeze or expose to elevated temperature.
- The reagent is stable until the expiry date stated on the product label. Do not use the reagents past the expiry date.

#### REAGENT PREPARATION

- The reagents are intended for use as supplied, no prior preparation or dilution of the reagent is required.
- All reagents should be brought to room temperature before use.

#### SPECIMEN COLLECTION AND PREPARATION

- Blood collected with or without anticoagulant (EDTA, Heparin or Citrate) can be used for Antigen typing.

**Note:** Blood collected without anticoagulant should be tested immediately.

- The specimens should be tested as soon as possible after collection. If testing is delayed, the specimens should be stored at 2- 8 °C. Sample must be retained to room temperature prior to analysis. (Testing should be carried out within five days of collections).
- Insure that there is no sign of hemolysis.
- At the time of the test, centrifuge the blood sample at 1200 RCF for 3 minutes.
- Blood collection is to be done with great care.

#### PROCEDURES

##### A. DIRECT TUBE METHOD AT ROOM TEMPERATURE

1. Prepare a 5% suspension of red blood cells in isotonic solution.
2. Using the vial dropper, transfer a drop (40±10µl) of each reagent into a separate and appropriately marked tube.
3. Add 50 µl of red blood cell suspension prepared in step 1.
4. Shake to homogenize the mixture, then centrifuge at 500g for **1 minute**.
5. Gently shake the tube in such a way to detach the cell pellet and macroscopically observe for any possible agglutination.
6. Read the reaction immediately.
7. For Anti-D tube, if the reaction is weak or negative, shake the tubes and incubate at 37°C for **15 minutes**.
8. Wash the red blood cells twice with isotonic saline solution (NaCl 0.9%) and discard the last washing liquid.
9. Add one drop (50µl) of the AHG reagent into the tube. Mix and centrifuge at 120g for **1 minute**.
10. Gently shake the tube in such a way to detach the cell pellet and macroscopically observe for any possible agglutination.
11. Read the reaction immediately.

##### B. ANTIGLOBULIN INDIRECT METHOD for ANTI-D

1. After immediately centrifuging and reading as above, if the reaction is weak or negative, shake the tubes and incubate at 37°C for 15 minutes.
2. Wash the red blood cells twice with isotonic saline solution (NaCl 0.9%) and discard the last washing liquid.
3. Add one drop (40 µl ± 10 µl) of ANTI-HUMAN GLOBULIN to the tube. Mix and centrifuge at 120 (g) for **1 minute**.
4. Gently shake the tube in such a way to detach the cell pellet and macroscopically observe for any possible agglutination.
5. Read the reaction immediately.

##### C. DIRECT SLIDE METHOD AT ROOM TEMPERATURE

1. Bring reagents and samples to room temperature (18-25°C).
2. Using the wax pen divide the slide into appropriate numbers of divisions.
3. Using the provided dropper, place one drop (40 µl ± 10 µl) of each reagent onto its correspondent division on the slide.
4. Add 25µl of the precipitated cells next to each drop of reagents.
5. Mix the reagent and the cells using a clean stirring stick over an area with a diameter of approximately 20-40mm.
6. Incubate the slide at room temperature (18-25°C) without stirring for **30 seconds**.
7. Hold the slide and gently rock the slide for **3 minutes** and observe macroscopically for any agglutination.
8. Read the reaction immediately.

**READING THE RESULT**  
**POSITIVE:** If Agglutination appears.  
**NEGATIVE:** If no agglutination is observed.  
Use the below table to determine the blood group:

Result of each reaction				ABO Group
Anti-A monoclonal reagent	Anti-B monoclonal reagent	Anti-AB monoclonal reagent	Anti-D IgG/IgM blend reagent	
+	-	+	+	A+
+	-	+	-	A-
-	+	+	+	B+
-	+	+	-	B-
+	+	+	+	AB+
+	+	+	-	AB-
-	-	-	+	O+
-	-	-	-	O-

- STABILITY OF THE REACTIONS**
- ABO Blood Grouping Tube tests should be read immediately following centrifugation.
  - Slide tests should be interpreted within three minutes to avoid the possibility that a negative result may be incorrectly interpreted as positive due to drying of reagents.
  - Delay in reading and interpreting results may result in weekly positive or falsely negative reactions. Slide tests should be interpreted at the end of the three minutes.

- PROCEDURE LIMITATION**
1. False positive/ negative results may occur due to:
    - Contamination from test materials.
    - Improper storage, cells concentration, incubation time or temperature.
    - Improper or excessive centrifugation.
    - Deviation from the recommended technique.
    - Blood samples of weak A or B subgroups may give rise to false negative results or weak reactions when tested using slide test method. It is advisable to re-test weak subgroups using tube test method.
  2. Weaker reactions may be observed with stored blood than with fresh blood.
  3. ABO antigens are not fully developed at birth, weaker reactions may therefore occur with cord or neonatal red cells.
  4. ABO blood grouping interpretation on individuals greater than 6 months old should be confirmed by testing serum or plasma of the individual against group A and group B red cells (reverse grouping). If the results obtained with the serum do not correlate with the red cell test, further investigation is required.
  5. Return the kit to the agent if it does not function properly.
  6. Anti-D IgG/IgM blend Reagent tests conducted on particular weak-D phenotypes, while satisfactory, cannot ensure recognition of all weak variants, due to the variability of antigen patterns.

**DIAGNOSTIC PERFORMANCE CHARACTERISTICS**  
The following tables compare the results in slide and tube techniques of 3 lots of Atlas Medical reagents and the results of a CE marked device.

Slide Technique				
Group A				
Positive with anti-A monoclonal reagent and anti-AB monoclonal reagent Negative with anti-B and Negative control				
CE marked device	Lot A	Lot B	Lot C	Compliance
232	232	232	232	100%
Tube Technique				
Group A				
Positive with anti-A monoclonal reagent and anti-AB monoclonal reagent Negative with anti-B and Negative control				
CE marked device	Lot A	Lot B	Lot C	Compliance
212	212	212	212	100%

Slide Technique				
Group B				
Positive with anti-B monoclonal reagent and anti-AB monoclonal reagent Negative with anti-A and Negative control				

CE marked device	Lot A	Lot B	Lot C	Compliance
61	61	61	61	100%
Tube Technique				
Group B				
Positive with anti-B monoclonal reagent and anti-AB monoclonal reagent Negative with anti-A and Negative control				
CE marked device	Lot A	Lot B	Lot C	Compliance
61	61	61	61	100%

Slide Technique				
Group O				
Negative with anti-A monoclonal reagent, Anti-B monoclonal reagent and anti-AB monoclonal reagent Negative with Negative control				
CE marked device	Lot A	Lot B	Lot C	Compliance
241	241	241	241	100%
Tube Technique				
Group O				
Negative with anti-A monoclonal reagent, Anti-B monoclonal reagent and anti-AB monoclonal reagent Negative with Negative control				
CE marked device	Lot A	Lot B	Lot C	Compliance
243	243	243	243	100%

Slide Technique				
Group AB				
Positive with anti-A monoclonal reagent, Anti-B monoclonal reagent and anti-AB monoclonal reagent Negative with Negative control				
CE marked device	Lot A	Lot B	Lot C	Compliance
33	33	33	33	100%
Tube Technique				
Group AB				
Positive with anti-A monoclonal reagent, Anti-B monoclonal reagent and anti-AB monoclonal reagent Negative with Negative control				
CE marked device	Lot A	Lot B	Lot C	Compliance
24	24	24	24	100%

No inversion in diagnosis has been shown: from a qualitative point of view we have observed 100% compliance in direct group testing in slide and tube techniques for determination of A, B, AB and O groups for the three lots of Atlas Medical.

**QUALITY CONTROL**  
The reactivity of all blood grouping reagents should be confirmed by testing known positive and negative red blood cells on each day of use. To confirm the specificity and sensitivity, Blood grouping reagents should be tested with antigen-positive and antigen-negative red blood cells.

**REFERENCES**

1. BCSH Blood Transfusion Task Force. Guidelines for microplate techniques in liquid-phase blood grouping and antibody screening. Clin. Lab. Haem 1990: 12, 437-460.
2. Issitt P. D. Applied Blood Group Serology, 3rd ed. Miami: Montgomery Scientific, 1985.
3. Kholer G., Milstein C. Continuous culture of fused cells secreting antibody of predefined specificity, 256, 495-497, 1975
4. Messeter L. et. al. Mouse monoclonal antibodies with anti-A, anti-B and anti-A,B specificities, some superior to human polyclonal ABO reagents, Vox Sang 46, 185-194, 1984
5. Race R.R. and Sanger R. Blood groups in man, 6th ed., Oxford: Blackwell Scientific, 1975.
6. Voak D. ET. al., Monoclonal anti-A and anti-B development as cost effective reagents. Med. Lab. Sci 39, 109-122. 1982.

7. Standards for Blood Banks d Transfusion Service. 11th Ed., Washington D.C., AABB 1984:25.

8. Widmann F.K.ed Technical Manual, 9th Ed., Wahington D.C.: AABB 1985:9.

















 Atlas Medical GmbH  
Ludwig-Erhard-Ring 3  
15827 Blankenfelde-Mahlow  
Germany  
Tel: +49 - 33708 – 3550 30  
Email: [Info@atlas-medical.com](mailto:Info@atlas-medical.com)  
Website: [www.atlas-medical.com](http://www.atlas-medical.com)

PPI861A01  
Rev.L (19.02.2022)



LIST OF VARIANTS:

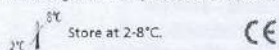
Product Code	Product Name
8.02.00.0.0010	Anti-A Monoclonal Reagent (Titer: 1 /512), 10ml/vial, 1 vial/ Carton Box
8.02.00.1.0100	Anti-A Monoclonal Reagent (Titer: 1 /512), 10ml/vial, 10 vials / Plastic Pack
8.02.00.1.0180	Anti-A Monoclonal Reagent (Titer: 1 /512), 10ml/vial, 18 vials / Carton Box
8.02.01.0.0010	Anti-B Monoclonal Reagent (Titer: 1 /512), 10ml/vial, / Carton Box
8.02.01.1.0100	Anti-B Monoclonal Reagent (Titer: 1 /512), 10ml/vial, 10 vials / Plastic Pack
8.02.01.1.0180	Anti-B Monoclonal Reagent (Titer: 1 /512), 10ml/vial, 18 vials / Carton Box
8.02.02.0.0010	Anti-AB Monoclonal Reagent (Titer: 1 /512), 10ml/vial, 1 vial/ Carton Box
8.02.02.1.0100	Anti-AB Monoclonal Reagent (Titer: 1 /512), 10ml/vial, 10 vials/Plastic Pack
8.02.02.1.0180	Anti-AB Monoclonal Reagent (Titer: 1 /512), 10ml/vial, 18 vials/ Carton Box
8.02.03.0.0010	Anti-D IgG/IgM Blend Reagent (Titer: 1 /128), 10ml/vial, 1 vial/ Carton Box
8.02.03.1.0100	Anti-D IgG/IgM Blend Reagent (Titer: 1 /128), 10ml/vial, 10 vials / Plastic Pack
8.02.03.1.0180	Anti-D IgG/IgM Blend Reagent (Titer: 1 /128), 10ml/vial, 18 vials / Carton Box
8.02.04.0.0010	Anti-A Monoclonal Reagent (Titer: 1 /256), 10ml/vial, 1 Vial/ Carton Box
8.02.04.0.0100	Anti-A Monoclonal Reagent (Titer: 1 /256), 10ml/vial, 10 vials / Plastic Pack
8.02.05.0.0010	Anti-B Monoclonal Reagent (Titer: 1 /256), 10ml/vial, 1vial/ Carton Box
8.02.05.0.0100	Anti-B Monoclonal Reagent (Titer: 1 /256), 10ml/vial, 10 vials /Plastic Pack
8.02.05.6.0030	ABO Set (Anti-A (1/256), Anti-B (1 /256), Anti-D (1/64)),3x10ml / plastic Pack
8.02.05.7.0020	ABO Set: Anti-A (1/256), Anti-B (1 /256), 2x10ml /Plastic Pack
8.02.06.0.0010	Anti-AB Monoclonal Reagent (Titer: 1 /256), 10ml/vial, 1vial/ Carton Box
8.02.06.1.0100	Anti-AB Monoclonal Reagent (Titer: 1 /256), 10ml/vial,10 vials /Plastic Pack
8.02.06.1.0180	Anti-AB Monoclonal Reagent (Titer: 1 /256), 10ml/vial,18 vials / Carton Box
8.02.07.0.0010	Anti-D IgG/IgM Blend Reagent (Titer: 1 /64), 10ml/vial, 1Vial/ Carton Box
8.02.07.1.0100	Anti-D IgG/IgM Blend Reagent (Titer: 1 /64), 10ml/vial, 10 vials / Plastic Pack
8.02.47.0.0030	ABO Set (Anti-A (1 /512), Anti-B (1 /512), Anti-D (1 /128)),3x10ml/Plastic Pack
8.02.47.1.0030	ABO Set (Anti-A (1 /256), Anti-B (1 /256), Anti-D (1 /64)), 3x10ml /Carton Box.
8.02.47.3.0030	ABO Set (Anti-A (1 /256), Anti-B (1 /256), Anti-D (1 /64)), 3x10ml /Plastic Pack
8.02.47.5.0030	ABO Set (Anti-A (1 /256), Anti-B (1 /256), Anti-D (1 /128)), 3x10ml/Plastic Pack
8.02.49.0.0040	ABO Set (Anti-A (1 /256), Anti-B (1 /256), Anti-AB (1 /256), Anti-D (1 /64)), 4x10ml/ Carton Box
8.02.49.2.0040	ABO Set (Anti-A (1 /256), Anti-B (1 /256), Anti-AB (1 /256), Anti-D (1 /128)), 4 x 10ml, 4 vials/Plastic Pack
8.02.53.0.0040	ABO Set (Anti-A (1 /512), Anti-B (1 /512), Anti-AB (1 /512) Anti-D (1 /128)), 4x10ml/Plastic Pack
8.02.53.1.0040	ABO Set (Anti-A (1 /512), Anti-B (1 /512), Anti-AB (1 /512) Anti-D (1 /128)), 4x10ml, 4vials/Plastic Pack
8.02.70.0.0010	Anti-A monoclonal reagent , Titer (1/1024), 10 ml/vial, 1Vial/ Carton Box
8.02.71.0.0010	Anti-B Monoclonal reagent (Titer: 1 /1024) , 10 ml/vial ,1Vial/ Carton Box
8.02.72.0.0010	Anti-AB Monoclonal reagent (Titer: 1 /1024) , 10 ml/vial , 1Vial/ Carton Box
8.02.85.0.0010	Anti-D IgG/IgM Blend reagent ( Titer 1 /256), 10ml/vial, 1Vial/ Carton Box

	Catalogue Number		Temperature limit
	In Vitro diagnostic medical device		Caution
	Contains sufficient for <n> tests and Relative size		Consult instructions for use (IFU)
	Batch code		Manufacturer
	Fragile, handle with care		Use-by date
	Manufacturer fax number		Do not use if package is damaged
	Manufacturer telephone number		Date of Manufacture
	Keep away from sunlight		Keep dry



## ASO LATEX KIT

**IVD** For in-vitro diagnostic and professional use only



### INTENDED USE

ATLAS ASO latex Test is used for the qualitative and semi-quantitative measurement of antibodies to Antistreptolysin-O in human serum.

### INTRODUCTION

The group A  $\beta$ -hemolytic streptococci produce various toxins that can act as antigens. One of these exotoxins streptolysin-O, was discovered by Todd in 1932.

A person infected with group A hemolytic streptococci produces specific antibodies against these exotoxins, one of which is antistreptolysin-O. The quantity of this antibody in a patient's serum will establish the degree of infection due to the hemolytic streptococcal.

The usual procedure for the determination of the antistreptolysin titer is based on the inhibitory effect that the patient's serum produces on the hemolytic power of a pre-titrated and reduced streptolysin-O. However, the antigen-antibody reaction occurs independently of the hemolytic activity of streptolysin-O. This property enables the establishment of a qualitative and quantitative test for the determination of the antistreptolysin-O by agglutination of latex particles on slide.

### PRINCIPLE

ASO test method is based on an immunologic reaction between streptococcal exotoxins bound to biologically inert latex particles and streptococcal antibodies in the test sample. Visible agglutination occurs when increased antibody level is present in the test specimen.

### MATERIALS

#### MATERIALS PROVIDED

- ASO Latex Reagent: Latex particles coated with streptolysin O, pH, 8.2. Preservative.
- ASO Positive Control (Red cap): Human serum with an ASO concentration > 200 IU/mL. Preservative.
- ASO Negative Control (Blue cap) Animal serum. Preservative.
- Glass Slide.
- Stirring Sticks.

Note: This package insert is also used for individually packed reagent.

### MATERIALS REQUIRED BUT NOT PROVIDED

- Mechanical rotator with adjustable speed at 80-100 r.p.m.
- Vortex mixer.
- Pipettes 50  $\mu$ L.
- Glycine Buffer=20x (1000 mmol/l); add one part to nineteen parts of distilled water before use.

### Packaging contents

**REF** 8.00.02.0.0100 (1x4ml Latex Reagent, 1x1ml positive control, 1x1ml negative control)

### PRECAUTIONS

- All reagents contain 0.1 % (w/v) sodium azide as a preservative.
- Protective clothing should be worn when handling the reagents.
- Wash hands and the test table top with water and soap once the testing is done.
- Reagents containing sodium azide may be combined with copper and lead plumbing to form highly explosive metal azides. Dispose of reagents by flushing with large amounts of water to prevent azide buildup.
- For In Vitro diagnostic use.
- Components prepared using human serum found negative for hepatitis B surface antigen (HBsAg), HCV and antibody to HIV (1/2) by FDA required test. However, handle controls as if potentially infectious.
- Accuracy of the test depends on the drop size of the latex reagent (40  $\mu$ L). Use only the dropper supplied with latex and hold it perpendicularly when dispensing.
- Use a clean pipette tip and stirring stick for each specimen, and glass slides should be thoroughly rinsed with water and wiped with lint-free tissue after each use.
- Check reactivity of the reagent using the controls provided.
- Do not use these reagents if the label is not available or damaged.
- Do not use the kit if damaged or the glass vials are broken or leaking and discard the contents immediately.
- Test materials and samples should be discarded properly in a biohazard container.

### REAGENT PREPARATION:

The ASO Latex reagent is ready to use. No preparation is required. Mix gently before use to ensure a uniform suspension of particles.

### STORAGE AND STABILITY

- Reagents are stable until specified expiry date on bottle label when stored refrigerated (2-8°C).
- DO NOT FREEZE.**
- The ASO Latex Reagent, once shaken must be uniform without visible clumping. When stored refrigerated, a slight sedimentation may occur and should be considered normal.
- Do not use the latex reagent or controls if they become contaminated.
- Always keep vials in vertical position. If the position is changed, gently mix to dissolve aggregates that may be present.
- Reagents deterioration: Presence of particles and turbidity.

### SAMPLES

- Use fresh serum collected by centrifuging clotted blood.
- If the test cannot be carried out on the same day, store the specimen for 7 days at 2-8°C and for 3 months at -20°C.
- Samples with presence of fibrin should be centrifuged before testing. Do not use highly hemolyzed or lipemic samples.
- DO NOT USE PLASMA.**

### PROCEDURE

#### Qualitative method

- Allow the reagents and samples to reach room temperature. The sensitivity of the test may be reduced at low temperatures.
- Place (40  $\mu$ L) of the sample and one drop of each Positive and Negative controls into separate circles on the slide test.
- Mix the ASO-latex reagent vigorously or on a vortex mixer before using and add one drop (40  $\mu$ L) next to the sample to be tested.
- Mix the drops with a stirrer, spreading them over the entire surface of the circle. Use different stirrers for each sample.
- Place the slide on a mechanical rotator at 80-100 r.p.m. for 2 minutes. False positive results could appear if the test is read later than two minutes.

#### Semi-quantitative method

- Make serial two-fold dilutions of the sample in 9 g/L saline solution.

- Proceed for each dilution as in the qualitative method.

### QUALITY CONTROL

- Positive and Negative Controls should be included in each test batch.
- Acceptable performance is indicated when a uniform milky suspension with no agglutination is observed with the ASO Negative Control and agglutination with large aggregates is observed with the ASO Positive Control.

### CALCULATIONS

The approximate ASO concentration in the patient sample is calculated as follows:

$$200 \times \text{ASO Titer} = \text{IU/mL}$$

### READING AND INTERPRETATION

Examine macroscopically the presence or absence of visible agglutination immediately after removing the slide from the rotator. The presence of agglutination indicates an ASO concentration equal or greater than 200 IU/mL. The titer, in the semi-quantitative method, is defined as the highest dilution showing a positive result.

### REFERENCE VALUES

Up to 200 IU/mL (adults) and 100 IU/mL (children < 5 years old). Each laboratory should establish its own reference range.

### PERFORMANCE CHARACTERISTICS

#### Analytical sensitivity:

200 ( $\pm$ 50) IU/mL.

#### PROZONE EFFECT

No prozone effect was detected up to 1500 IU/mL.

#### SENSITIVITY

98%.

#### SPECIFICITY

97%.

### INTERFERENCES

#### NON-INTERFERING SUBSTANCES:

- Hemoglobin (10 g/L)
- Bilirubin (20 mg/dL)
- Lipids (10 g/L)
- Rheumatoid factors (300 IU/mL)
- Other substances may interfere.

### LIMITATIONS

- Reaction time is critical. If reaction time exceeds 2 minutes, drying of the reaction mixture may cause false positive result.
- Freezing the ASO Latex Reagent will result in spontaneous agglutination.

- Intensity of agglutination is not necessarily indicative of relative ASO concentration; therefore, screening reactions should not be graded.
- False positive results may be obtained in conditions such as, rheumatoid arthritis, scarlet fever, tonsillitis, several streptococcal infections and healthy carriers.
- Early infections and children from 6 months to 2 years may cause false negative results. A single ASO determination does not produce much information about the actual state of the disease.
- Titration at biweekly intervals during 4 or 6 weeks are advisable to follow the disease evolution.
- Clinical diagnosis should not be made on findings of a single test result, but should integrate both clinical and laboratory data.

### REFERENCES

- Haffjee . Quarterly Journal of Medicine 1992. New series 84; 305: 641-658.
- Ahmed Samir et al. Pediatric Annals 1992; 21: 835-842.
- Spaun J et al. Bull Wild Hith Org 1961; 24: 271-279.
- The association of Clinical Pathologists 1961. Broadsheet 34.
- Picard B et al. La Presse Medicale 1983; 23: 2-6.
- Klein GC. Applied Microbiology 1971; 21: 999-1001.
- Young DS. Effects of drugs on clinical laboratory test, 4th ed. AACC Press, 1995.

**ATLAS Medical GmbH**  
Ludwig-Erhard Ring 3  
15827 Blankenfelde-Mahlow  
Germany  
Tel: +49 - 33708 - 3550 30  
Email: [info@atlas-medical.com](mailto:info@atlas-medical.com)  
Website: [www.atlas-medical.com](http://www.atlas-medical.com)

PPI2325A01

Rev A (05.01.2023)

<b>REF</b>	Catalogue Number		Temperature limit
<b>IVD</b>	In Vitro diagnostic medical device		Caution
	Contains sufficient for <n> tests and Relative size		Consult instructions for use (IFU)
<b>LOT</b>	Batch code		Manufacturer
	Fragile, handle with care		Use-by date
	Manufacturer fax number		Do not use if package is damaged
	Manufacturer telephone number		Date of Manufacture
	Keep away from sunlight		Keep dry
<b>CONTROL</b>	Positive control	<b>CONTROL</b>	Negative control



# CRP LATEX KIT

IVD For in-vitro diagnostic and professional use only

Store at 2-8°C.



## INTENDED USE

CRP Latex kit is used to measure the CRP in human serum qualitatively and semi-quantitatively.

## INTRODUCTION

C-reactive protein (CRP), the classic acute-phase of human serum, is synthesized by hepatocytes. Normally, it is present only in trace amounts in serum, but it can increase as much as 1,000-fold in response to injury or infection. The clinical measurement of CRP in serum therefore appears to be a valuable screening test for organic disease and a sensitive index of disease activity in inflammatory, infective and ischemic conditions. MacLeod and Avery found that antibody produced against purified CRP provided a more sensitive test than the C-polysaccharide assay. Since that time a number of immunological assays have been devised to measure CRP such as capillary precipitation, double immunodiffusion and radical immunodiffusion.

The CRP reagent kit is based on the principle of the latex agglutination assay described by Singer and Plotz. The major advantage of this method is the rapid two (2) minute reaction time.

## PRINCIPLE

The CRP reagent kit is based on an immunological reaction between CRP Antisera bound to biologically inert latex particles and CRP in the test specimen. When serum CRP equal or greater than the Reagent sensitivity (indicated on the label of the latex vial) the visible agglutination occurs.

## MATERIALS

### MATERIALS PROVIDED

- CRP Latex Reagent: Latex particles coated with goat IgG anti-human CRP (approximately 1%), pH 8.2 MIX WELL BEFORE USE.
- CRP Positive Control Serum (Red Cap): A stabilized pre-diluted human serum containing >20mg/L CRP.
- CRP Negative Control Serum (Blue Cap): A stabilized pre-diluted animal serum.
- Glass Slides.
- Stirring Sticks.
- Package Insert.

NOTE: This package insert is also used for individually packed reagent.

## MATERIALS REQUIRED BUT NOT PROVIDED

- Mechanical rotator with adjustable speed at 80-100 r.p.m.
- Vortex mixer.
- Pipettes 50 µL.
- Glycine Buffer 20X (1000 mmol/L): add one part to nineteen parts of distilled water before use.

## PACKAGING CONTENTS

REF 8.00.00.0100 (1x4ml Latex Reagent, 1x1ml positive control, 1x1ml negative control)

## PRECAUTIONS

- All reagents contain 0.1 % (w/v) sodium azide as a preservative.
- Protective clothing should be worn when handling the reagents.
- Wash hands and the test table top with water and soap once the testing is done.
- Reagents containing sodium azide may be combined with copper and lead plumbing to form highly explosive metal azides. Dispose of reagents by flushing with large amounts of water to prevent azide buildup.
- For In Vitro diagnostic use.
- Components prepared using human serum found negative for hepatitis B surface antigen (HBsAg), HCV and antibody to HIV (1/2) by FDA required test. However, handle controls as if potentially infectious.
- Accuracy of the test depends on the drop size of the latex reagent (40µl). Use only the dropper supplied with latex and hold it perpendicularly when dispensing.
- Use a clean pipette tip and stirring stick for each specimen, and glass slides should be thoroughly rinsed with water and wiped with lint-free tissue after each use.
- Check reactivity of the reagent using the controls provided.
- Do not use these reagents if the label is not available or damaged.
- Do not use the kit if damaged or the glass vials are broken or leaking and discard the contents immediately.
- Test materials and samples should be discarded properly in a biohazard container.

## REAGENT PREPARATION:

The CRP Latex reagent is ready to use. No preparation is required. Mix gently before use to ensure a uniform suspension of particles.

## STORAGE AND STABILITY

- Reagents are stable until specified expiry date on bottle label when stored refrigerated (2 - 8°C).
- DO NOT FREEZE.
- The CRP latex reagent, once shaken must be uniform without visible clumping. When stored refrigerated, a slight sedimentation may occur and should be considered normal.
- Do not use the latex reagent or controls if they become contaminated.
- Always keep vials in vertical position. If the position is changed, gently mix to dissolve aggregates that may be present.
- Reagents deterioration: Presence of particles and turbidity.

## SPECIMEN COLLECTION AND STORAGE

- Use fresh serum collected by centrifuging clotted blood.
- If the test cannot be carried out on the same day, store the specimen for 7 days at 2-8°C and for 3 months at -20°C.
- Samples with presence of fibrin should be centrifuged before testing. Do not use highly hemolyzed or lipemic samples.
- Do not use plasma.

## PROCEDURE

### A. QUALITATIVE TEST:

- Allow the reagents and samples to reach room temperature. The sensitivity of the test may be reduced at low temperatures.
- Place (40 µL) of the sample and one drop of each Positive and Negative controls into separate circles on the slide test.
- Mix the CRP-latex reagent vigorously or on a vortex mixer before using and add one drop (40 µL) next to the samples to be tested.
- Mix the drops with a stirrer, spreading them over the entire surface of the circle. Use different stirrers for each sample.
- Place the slide on a mechanical rotator at 80-100 r.p.m. for 2 minutes. False positive results could appear if the test is read later than two minutes.

### B. SEMI-QUANTITATIVE TEST:

- Make serial two-fold dilutions of the sample in 9 g/L saline solution.

- Proceed for each dilution as in the qualitative method.

## QUALITY CONTROL

- Positive and Negative controls are recommended to monitor the performance of the procedure, as well as a comparative pattern for a better result interpretation.
- All result different from the negative control result, will be considered as a positive.

## READING AND INTERPRETATION

Examine macroscopically the presence or absence of visible agglutination immediately after removing the slide from the rotator.

The presence of agglutination indicates a CRP concentration equal or greater than the reagent sensitivity (mg/L CRP) (indicated on the label of the latex vial).

The titer, in semi-quantitative method, is defined as the highest dilution showing a positive result.

## CALCULATIONS

The approximate CRP concentration in the patient sample is calculated as follows:

Sensitivity (Indicated on the label of the latex vial)  
x CRP Titer = mg/L

## INTERFERENCES

### NONE INTERFERING SUBSTANCES:

- Hemoglobin (10 g/dl)
- Bilirubin (20 mg/dl)
- Lipids (10 g/L)
- Other substances interfere, such as RF (100IU/ml).

## NOTE

- High CRP concentration samples may give negative results. Retest the sample again using a drop of 20µl.
- The strength of agglutination is not indicative of the CRP concentration in the samples tested.
- Clinical diagnosis should not be made on findings of a single test result, but should integrate both clinical and laboratory data.

## LIMITATIONS

- Reaction time is critical. If reaction time exceeds two (2) minutes, drying of the reaction mixture may cause false positive results.
- Freezing the CRP Latex Reagent will result in spontaneous agglutination.
- Intensity of agglutination is not necessarily indicative of relative CRP concentration; therefore, screening reactions should not be graded.

- A false negative can be attributed to a prozone phenomenon (antigen excess). It is recommended, therefore, to check all negative sera by retesting at a 1:10 dilution with glycine buffer.

## REFERENCE VALUES

Up to the reagent sensitivity (indicated on the label of the latex vial). Each laboratory should establish its own reference range.

## PERFORMANCE CHARACTERISTICS

- Sensitivity: Refer to vial label.
- Prozone effect: No prozone effect was detected up to 1600 mg/L.
- Diagnostic sensitivity: 95.6 %.
- Diagnostic specificity: 96.2 %.

## REFERENCES

- Pepys, M.B., Lancet 1:653 (1981).
- Werner, M., Clin.Chem. Acta 25:299 (1969).
- MacLeod, C.M., et. al., J. Exp. Med 73:191 (1941).
- Wood, H.F., et. al., J. Clin. Invest. 30: 616 (1951).
- Mancini, G., et. al. Immunochemistry 2:235 (1965).
- Singer, J.M., et. al., Am. J. Med 21: 888 (1956).
- Fischer, C.L., Gill, C.W., In Serum Protein Abnormalities. Boston, Little, Brown and Co., (1975).

ATLAS Medical GmbH  
Ludwig-Erhard Ring 3  
15827 Blankenfelde-Mahlow  
Germany  
Tel: +49 - 33708 - 3550 30  
Email: info@atlas-medical.com  
Website: www.atlas-medical.com

PPI2327A01

Rev A (05.01.2023)

REF	Catalogue Number		Temperature limit
IVD	In Vitro diagnostic medical device		Caution
	Contains sufficient for <n> tests and Relative size		Consult instructions for use (IFU)
LOT	Batch code		Manufacturer
	Fragile, handle with care		Use-by date
	Manufacturer fax number		Do not use if package is damaged
	Manufacturer telephone number		Date of Manufacture
	Keep away from sunlight		Keep dry
CONTROL	Positive control	CONTROL	Negative control



# RF LATEX KIT

**IVD** For In-Vitro diagnostic and professional use only

Store at 2-8°C



## INTENDED USE

Atlas RF latex test for the qualitative and semi-quantitative measurement of RF in human serum.

## INTRODUCTION

Rheumatoid factors (RF) are antibodies directed against antigenic sites in the Fc fragment of human and animal IgG. Their frequent occurrence in rheumatoid arthritis makes them useful for diagnosis and monitoring of the disease.

One method used for rheumatoid factor detection is based on the ability of rheumatoid arthritis sera to agglutinate sensitized sheep red cells, as observed by Waaler and Rose. A more sensitive reagent consisting of biologically inert latex beads coated with human gamma globulin was later described by Singer and Plotz. The RF kit is based on the principle of the latex agglutination assay of Singer and Plotz. The major advantage of this method is rapid performance (2-minutes reaction time) and lack of heterophile antibody interference.

## PRINCIPLE

The RF reagent is based on an immunological reaction between human IgG bound to biologically inert latex particles and rheumatoid factors in the test specimen. When serum containing rheumatoid factors is mixed with the latex reagent, visible agglutination occurs.

## MATERIALS

### MATERIALS PROVIDED

- RF Latex Reagent: Latex particles coated with human gamma-globulin, pH, 8.2. Preservative.
- RF Positive Control Serum (Red Cap): Human serum with a RF concentration > 30 IU/ML. Preservative.
- RF Negative Control Serum (Blue Cap): Animal serum. Preservative.
- Glass Slide
- Stirring sticks

**NOTE:** This package insert is also used for individually packed reagent.

### MATERIALS REQUIRED BUT NOT PROVIDED

- Mechanical rotator with adjustable speed at 80-100 r.p.m.
- Vortex mixer.

- Pipettes 50 µL
- Glycine Buffer 20x (1000mmol/L): add one part to nineteen parts of distilled water before use.

## Packaging contents

**REF** 8.00.04.0.0100 (1x4ml Latex Reagent, 1x1ml positive control, 1x1ml negative control)

## PRECAUTIONS

- All reagents contain 0.1 % (w/v) sodium azide as a preservative.
- Protective clothing should be worn when handling the reagents.
- Wash hands and the test table top with water and soap once the testing is done.
- Reagents containing sodium azide may be combined with copper and lead plumbing to form highly explosive metal azides. Dispose of reagents by flushing with large amounts of water to prevent azide buildup.
- For In Vitro diagnostic use.
- Components prepared using human serum found negative for hepatitis B surface antigen (HBsAg), HCV and antibody to HIV (1/2) by FDA required test. However, handle controls as if potentially infectious.
- Accuracy of the test depends on the drop size of the latex reagent (40µl). Use only the dropper supplied with latex and hold it perpendicularly when dispensing.
- Use a clean pipette tip and stirring stick for each specimen, and glass slides should be thoroughly rinsed with water and wiped with lint-free tissue after each use.
- Check reactivity of the reagent using the controls provided.
- Do not use these reagents if the label is not available or damaged.
- Do not use the kit if damaged or the glass vials are broken or leaking and discard the contents immediately.
- Test materials and samples should be discarded properly in a biohazard container.

## REAGENT PREPARATION:

- The RF Latex reagent is ready to use. No preparation is required. Mix gently before use to ensure a uniform suspension of particles.

## STORAGE AND STABILITY

- Reagents are stable until specified expiry date on bottle label when stored refrigerated (2-8°C).
- Do not freeze.

- Always keep vials in vertical position. If the position is changed, gently mix to dissolve aggregates that may be present.
- The RF latex reagent, once shaken must be uniform without visible clumping. When stored refrigerated, a slight sedimentation may occur and should be considered normal.
- Do not use the latex reagent or controls if they become contaminated.
- Reagents deterioration: Presence of particles and turbidity.

## SPECIMEN COLLECTION AND STORAGE

- Use fresh serum collected by centrifuging clotted blood.
- If the test cannot be carried out on the same day, store the specimen for 7 days at 2-8°C and for 3 months at -20°C.
- Samples with presence of fibrin should be centrifuged before testing. Do not use highly hemolyzed or lipemic samples.
- Do not use PLASMA.

## PROCEDURE

### Qualitative method

- Allow the reagents and samples to reach room temperature. The sensitivity of the test may be reduced at low temperatures.
- Place (40 µL) of the sample and one drop of each Positive and Negative controls into separate circles on the slide test.
- Mix the RF-latex reagent rigorously or on a vortex mixer before using and add one drop (40 µL) next to the sample to be tested.
- Mix the drops with a stirrer, spreading them over the entire surface of the circle. Use different stirrers for each sample.
- Place the slide on a mechanical rotator at 80-100 r.p.m. for 2 minutes. False positive results could appear if the test is read later than two minutes.

### Semi-quantitative method

- Make serial two-fold dilutions of the sample in 9 g/L saline solution.
- Proceed for each dilution as in the qualitative method.

## READING AND INTERPRETATION

Examine macroscopically the presence or absence of visible agglutination immediately after removing the slide from the rotator. The presence of agglutination indicates a RF concentration equal or greater than 8 IU/mL (Note 1). The titer, in the semi-quantitative method, is defined as the highest dilution showing a positive result.

## CALCULATIONS

The approximate RF concentration in the patient sample is calculated as follows:

$$8 \times \text{RF Titer} = \text{IU/mL}$$

## INTERFERENCES

### NON-INTERFERING SUBSTANCES:

- Hemoglobin (10g/L)
- Bilirubin (20mg/dl)
- Lipids (10g/L)

Other substances may interfere.

## QUALITY CONTROL

- Positive and Negative controls are recommended to monitor the performance of the procedure, as well as a comparative pattern for a better result interpretation.
- All result different from the negative control result, will be considered as a positive.

## PERFORMANCE CHARACTERISTICS

### Analytical sensitivity

8 (6-16) IU/mL, under the described assay conditions.

### PROZONE EFFECT

No prozone effect was detected up to 1500 IU/mL.

### DIAGNOSTIC SENSITIVITY

100%.

### DIAGNOSTIC SPECIFICITY

100%.

The diagnostic sensitivity and specificity have been obtained using 139 samples compared with the same method of a competitor.

## LIMITATIONS

- Reaction time is critical. If reaction time exceeds 2 minutes, drying of the reaction mixture may cause false positive result.
- Freezing the RF Latex Reagent will result in spontaneous agglutination.
- Intensity of agglutination is not necessarily indicative of relative RF concentration; therefore, screening reactions should not be graded.

- Increased levels of RF may be found in some diseases other than rheumatoid arthritis such as infectious mononucleosis, sarcoidosis, lupus erythematosus, Sjogren's syndrome.
- Certain patients with rheumatoid arthritis will not have the RF present in their serum.
- The incidence of false positive results is about 3-5 %. Individuals suffering from infectious mononucleosis, hepatitis, syphilis as well as elderly people may give positive results.
- Diagnosis should not be solely based on the results of latex method but also should be complemented with a Waaler Rose test along with the clinical examination.

## REFERENCE VALUES

Up to 8 IU/mL. Each laboratory should establish its own reference range.

## NOTES

- Results obtained with a latex method do not compare with those obtained with Waaler Rose test. Differences in the results between methods do not reflect differences in the ability to detect rheumatoid factors.

## REFERENCES

- Robert W Dorner et al. Clinica Chimica Acta 1987; 167: 1 - 21.
- Frederick Wolfe et al. Arthritis and Rheumatism 1991; 34: 951-960.
- Robert H Shmerling et al. The American Journal of Medicine 1991; 91: 528 - 534.
- Adalbert F. Schubart et al. The New England Journal of Medicine 1959; 261: 363 - 368.
- Charles M. Plotz 1956; American Journal of Medicine; 21:893 - 896.
- Young DS. Effects of drugs on clinical laboratory test, 4th ed. AACC Press, 1995.

**ATLAS Medical GmbH**  
Ludwig-Erhard Ring 3  
15827 Blankenfelde-Mahlow  
Germany  
Tel: +49 - 33708 - 3550 30  
Email: [info@atlas-medical.com](mailto:info@atlas-medical.com)  
Website: [www.atlas-medical.com](http://www.atlas-medical.com)

PP12326A01

Rev A (05.01.2023)

<b>REF</b>	Catalogue Number		Temperature limit
<b>IVD</b>	In Vitro diagnostic medical device		Caution
	Contains sufficient for <n> tests and Relative size		Consult instructions for use (IFU)
<b>LOT</b>	Batch code		Manufacturer
	Fragile, handle with care		Use-by date
	Manufacturer fax number		Do not use if package is damaged
	Manufacturer telephone number		Date of Manufacture
	Keep away from sunlight		Keep dry
<b>CONTROL+</b>	Positive control	<b>CONTROL-</b>	Negative control



## ATLAS SLE SLIDE TEST

**IVD** For *in vitro* diagnostic and professional use only

2°C  8°C  
Store at 2°-8°C

### INTENDED USE

Atlas SLE Slide Test is a slide agglutination assay for the qualitative and semi quantitative detection of anti-deoxyribonucleoprotein (anti-DNP) in human serum. No initial dilution of patient samples is required for this test. These materials are intended to be acquired, possessed and used only by health professionals.

### INTRODUCTION

The detection of antinuclear antibodies, by such laboratory methods as immunofluorescence, LE cell test, and agglutination of coated particles, can aid in the diagnosis of such autoimmune diseases as systemic lupus erythematosus (SLE). The antibodies most associated with SLE are those directed against DNP. These antibodies are believed to cause the formation of the LE cell *in vitro*, occurring in 75-80% of patients diagnosed as having SLE. Given that 20-25% of SLE patients do not exhibit the formation of LE cells, other methods can be used to detect antinuclear antibodies.

### PRINCIPLE

Atlas SLE Slide Test provides a means of detecting anti-DNP in human serum. SLE Slide reagent is a stabilized buffered suspension of polystyrene latex particles that have been coated with DNP. When the latex reagent is mixed with the serum containing antibodies to DNP, agglutination occurs. Using dilutions of a reactive patient sample, the anti-DNP titer can be determined.

### MATERIALS

#### MATERIALS PROVIDED

- SLE Latex Reagent: Suspended inert latex particles coated with DNP, with 0.1% sodium azide as preservative.
- SLE Positive Human serum or defibrinated plasma (liquid), with 0.1% sodium azide as preservative.

- SLE Negative Control: Non-reactive buffer containing BSA and 0.1% sodium azide.
- Stirring sticks.
- Glass slide.
- Package insert.

#### MATERIALS NEEDED BUT NOT PROVIDED

- Timing device.
- 13 x 75 mm test tubes
- Volumetric pipet to deliver 0.25 ml
- Saline (0.9% NaCl solution)
- Mechanical rotator (optional)

#### PACKAGING CONTENTS

**REF 8.00.11.0.0025 (1x1 mL Latex, 1x0.5 mL Positive Control, 1x0.5 mL Negative Control)**

**REF 8.00.11.0.0050 (1x2 mL Latex, 1x0.5 mL Positive Control, 1x0.5 mL Negative Control)**

**REF 8.00.11.0.0100 (1x4 mL Latex, 1x1 mL Positive Control, 1x1 mL Negative Control)**

### PRECAUTIONS

- For *in vitro* diagnostic use.
- Latex reagent and controls contain sodium azide. Azides in contact with lead and copper plumbing may react to form highly explosive metal azides. When disposing of reagents containing azide, flush down the drain with large quantities of water to prevent azide build-up.
- The controls contain human serum or plasma which has been tested at the donor level for HBsAg and for HIV-1, HIV-2 and HCV antibodies and found to be nonreactive. As no known test offers complete assurance that infectious agents are absent, the controls should be considered potentially infectious and universal precautions should be used.
- Do not pipet by mouth.
- Do not smoke, eat, drink or apply cosmetics in areas where plasma/serum samples are handled.
- Any cuts, abrasions or other skin lesions should be suitably protected.
- In order to obtain reliable and consistent results, the instructions in the package insert must be strictly followed. Do not modify the handling and storage conditions for reagents or samples.
- Do not use past the expiration date indicated on the kit.
- Do not interchange components of one kit with those of another kit.

- Turbidity or precipitation in controls is indicative of deterioration and the component should not be used.
- Bacterial contamination of reagents or specimens may cause false positive results.

### STORAGE & STABILITY

- Store all reagents at 2-8°C in an upright position when not in use.
- Do not freeze reagents.

### SPECIMEN COLLECTION and STORAGE

- Use only serum that is free from contamination. Test samples should not be heat-inactivated.
- It is preferable to test samples on the day of their collection. If samples cannot be tested immediately, maintain them in their original tubes at 2-8°C and test within 48 hours.
- Serum samples stored longer than 48 hours should be stored at -20°C or below until testing. Avoid repeated freezing and thawing of specimens.
- If necessary before testing, centrifuge the specimens at a force sufficient to sediment cellular components.
- Samples to be sent out for testing should be placed on ice packs and packaged like any other biohazardous material that could potentially transmit infection.

### REAGENT PREPARATION

- Allow all reagents and samples to warm to room temperature (20-30°C) before use. Do not heat reagents in a water bath.
- All reagents are ready for use as supplied. Gently mix the reagents before use; avoid foaming.
- Gently mix the latex reagent before each use to ensure homogeneity.

### PROCEDURES

#### A. Method I (Qualitative)

1. Dispense (35 µL) of each serum sample onto a separate circle on the test slide. Add one drop of Positive and negative controls from the dropper vials supplied onto a separate circle on the test slide.
2. Dispense one drop of latex reagent (35 µL) to each serum specimen and to each control.
3. Using the flat end of the stirring sticks, mix each specimen and control serum with the latex reagent, in a circular manner, over the entire area in the circles of the card.

- Gently tilt and rotate the card for one (1) minute and observe for agglutination. All test results should be compared to both positive and negative controls.

#### INTERPRETATION OF RESULTS (QUALITATIVE)

Agglutination indicates a reactive SLE sample. Sera that elicit a reactive result should be retested and tittered using the "Semi quantitative Assay Protocol".

#### B. Method II (Semi-Quantitative)

- Prepare serial dilutions of patient serum, in saline, in test tubes as follows:

Tube	Dilution	Composition
1	1:2	0.25 ml of serum + 0.25 ml saline.
2	1:4	0.25 ml from tube 1 + 0.25 ml saline.
3	1:8	0.25 ml from tube 2 + 0.25 ml saline.
4	1:16	0.25 ml from tube 3 + 0.25 ml saline.
5	1:32	0.25 ml from tube 4 + 0.25 ml saline.
6	1:64	0.25 ml from tube 5 + 0.25 ml saline.

**Note: Testing on additional dilutions should be performed as needed.**

- Using each dilution as a separate test specimen, apply the samples to the slide as described in Step 1 of the "Qualitative method" and proceed with Steps 2 through 4 of the "Qualitative method". Include undiluted sample if not tested previously on that day with the same lot of latex reagent.

#### INTERPRETATION OF RESULTS (SEMI-QUANTITATIVE)

The highest dilution in which visible agglutination occurs is considered the endpoint titer.

#### QUALITY CONTROL

Quality Control requirements must be performed in accordance with applicable local, state and/or federal regulations or accreditation requirements and your laboratory's standard Quality Control Procedures. Controls with graded reactivity should be included. If control samples do not yield the expected response, the assay should be considered invalid and the assay repeated. If the repeat assay does not elicit the expected results for the control samples, discontinue use of the kit and contact your local distributor.

#### EXPECTED VALUES

Serum samples from 155 individuals were tested using the **SLE Slide Test**. Of the 155 individuals, 29 had active SLE, 23 had clinically inactive SLE, 8 had connective tissue diseases and the remaining 95 were either clinically normal or had some nonrelated disease (including anemia, infectious mononucleosis and rheumatic heart disease) and were used

as controls. Results from testing with the **SLE Slide Test** were compared with the results from testing of the samples using a standard LE cell preparation assay and a fluorescent ANA assay.

Of the 29 active SLE patients, 82% were positive using the SLE Slide Test, 86% were positive by the LE cell prep, and 82% positive by the ANA test. For the 23 clinically inactive SLE patients, 19% were positive by both the SLE Slide Test and the LE cell prep; and 71% were positive by the ANA test. None of the 8 patients having connective tissue disease tested positive with the SLE Latex Test, whereas 17% and 50% tested positive by the LE cell prep and the ANA procedures, respectively. Of the controls, 1% tested positive by both the SLE Latex Test and the LE cell prep, while 6% tested positive by the ANA assay.

#### LIMITATION

- Serum from patients with scleroderma, rheumatoid arthritis, dermatomyositis, and a variety of connective tissue diseases may elicit agglutination in the SLE slide test.
- Because extremely high levels of antibodies might affect the degree of agglutination, positive samples should be reassayed using the semi quantitative procedure.
- Contaminated, lipemic, or grossly hemolyzed sera should not be used because of the possibility of nonspecific results.
- Plasma samples should not be used because of the possibility of nonspecific results.
- Samples yielding indeterminate results may be resolved by repeating the test utilizing a two (2) minute slide rotation period. Reaction times longer than two minutes might cause false positive results due to a drying effect.
- Drugs such as hydralazine, isoniazid, procainamide and a number of anticonvulsant drugs can induce an SLE syndrome.
- In accord with all diagnostic methods, a final diagnosis should not be made on the result of a single test, but should be based on a correlation of test results with other clinical findings.

#### REFERENCES



















- Christian CL, Mendez-Bryan R, Larson DL. 1958. *Proc Exp Biol Med*, **98**:820-823.
- Friou GJ, Finch SC, Detre KD. 1958. *J Immunol*, **80**:324-329.
- Hargraves MM, Richmond H, Morton R. 1948. *Proc Mayo Clin*, **23**:25-28.
- Holman HR, Kunkel HG. 1957. *Science*, **126**:163.
- Miescher PA, Strassel R. 1957. *Vox Sang*, **2**:283-287.
- Miescher PA, Rothfield N, Miescher A. 1966. *Lupus Erythematosus*, EL Dubois, Ed., Blakiston Co., New York.

- Rothfield NF, Phythyon JJ, McEwan C., Miescher P. 1961. *Arth Rheum*, **4**:223-229.

 **ATLAS Medical GmbH**  
**Ludwig-Erhard Ring 3**  
**15827 Blankenfelde-Mahlow**  
**Germany**  
**Tel: +49 - 33708 – 3550 30**  
**Email: [Info@atlas-medical.com](mailto:Info@atlas-medical.com)**  
**Website: [www.atlas-medical.com](http://www.atlas-medical.com)**

**PPI2339A01**

**Rev B (22.06.2023)**

	Catalogue Number		Temperature limit
	In Vitro diagnostic medical device		Caution
	Contains sufficient for <n> tests and Relative size		Consult instructions for use (IFU)
	Batch code		Manufacturer
	Fragile, handle with care		Use-by date
	Manufacturer fax number		Do not use if package is damaged
	Manufacturer telephone number		Date of Manufacture
	Keep away from sunlight		Keep dry
	Positive control		Negative control



浙江东方基因生物制品股份有限公司  
Zhejiang Orient Gene Biotech Co.,LTD

---

## STATEMENT

We, Zhejiang Orient Gene Biotech Co., Ltd , having a registered office at 3787#, East Yangguang Avenue, Dipu Street Anji 313300, Huzhou, Zhejiang, China assign SRL SANMEDICO having a registered office at A. Corobceanu street 7A, apt. 9, Chişinău MD-2012, Moldova, as exclusive authorized representative for Orient Gene Brand product in correspondence with the conditions of directive 98/79/EEC in Moldova only. The detailed product list is in the Annex 1 in the following pages.

We declare that the company mentioned above is authorized to register, notify, renew or modify the registration of medical devices on the territory of the Republic of Moldova.

This Statement letter will be valid from Mar.10th,2025to Mar.09th, 2027.

Zhejiang Orient Gene Biotech Co., Ltd

General Manager:

Date:2025/3/10



---

地址：浙江省湖州市安吉县递铺镇阳光大道东段 3787 号  
Add: 3787#, East Yangguang Avenue, Dipu Street Anji 313300, Huzhou, Zhejiang, China  
电话 Tel:+86-572-5226111 传真 Fax: +86-572-5226222 邮编 P.C.:313300



浙江东方基因生物制品股份有限公司  
Zhejiang Orient Gene Biotech Co.,LTD

Annex 1

Numărul de catalog (referință)*	Denumire generică (denumirea dispozitivului)	Denumire comercială (brand)*	Modelul
GCCOV-702a-H1	TEST RAPID	Orient Gene	Rapid COVID-19 Antigen Oral Fluid Self-Test
GCCOV-702a-H5	TEST RAPID	Orient Gene	Rapid COVID-19 Antigen Oral Fluid Self-Test
GCCOV-702a-H20	TEST RAPID	Orient Gene	Rapid COVID-19 Antigen Oral Fluid Self-Test
GCCOV-502a-H10GE	TEST RAPID	Orient Gene	Rapid COVID-19 (Antigen) Self-test
GCCOV-502a-H50GE	TEST RAPID	Orient Gene	Rapid COVID-19 (Antigen) Self-test
GCCOV-502a-H200GE	TEST RAPID	Orient Gene	Rapid COVID-19 (Antigen) Self-test

GIHSA-102a	TEST RAPID	Orient Gene	One Step Microalbumin Test Cassette
GIHSA-101a	TEST RAPID	Orient Gene	One Step Microalbumin Test Strip (Urine)
GCROA-602a	TEST RAPID	Orient Gene	Rotavirus rapid test cassette (feces)
GCMAL(pf/pv)-402a	TEST RAPID	Orient Gene	Malaria P.f./P.v. Ag Rapid Test Cassette (Whole Blood)
GCROA/ADE-602a	TEST RAPID	Orient Gene	Rotavirus and Adenovirus Combo Rapid Test Cassette (Feces)
GASPE-902a	TEST RAPID	Orient Gene	Male Fertility Rapid Test Cassette (Semen)
GAFSH-101a	TEST RAPID	Orient Gene	One Step Menopause Test Strip (Urine)
GAFSH-102a	TEST RAPID	Orient Gene	One Step Menopause Test Cassette (Urine)
GAIGF1-502a	TEST RAPID	Orient Gene	iGFBP-1 Rapid test Cassette (Swab)

地址：浙江省湖州市安吉县递铺镇阳光大道东段 3787 号

Add: 3787#, East Yangguang Avenue, Dipu Street Anji 313300, Huzhou, Zhejiang, China

电话 Tel: +86-572-5226111 传真 Fax: +86-572-5226222 邮编 P.C.: 313300



浙江东方基因生物制品股份有限公司  
Zhejiang Orient Gene Biotech Co.,LTD

GAIGF1-501a	TEST RAPID	Orient Gene	iGFBP-1 Rapid Test Strip (Cervical Secretion)
GALH-101a	TEST RAPID	Orient Gene	One Step Ovulation Test Strip (Urine) (25mlU)
GALH-101b	TEST RAPID	Orient Gene	One Step Ovulation Test Strip (Urine) (40mlU)
GALH-102a	TEST RAPID	Orient Gene	One Step Ovulation Test Cassette (Urine) (25mlU)
GALH-102b	TEST RAPID	Orient Gene	One Step Ovulation Test Cassette (Urine) (40mlU)
GCTYP-302a	TEST RAPID	Orient Gene	Typhoid IgG/IgM Rapid Test Cassette (serum/plasma)
GCMAL(pf/pan)-402a	TEST RAPID	Orient Gene	Malaria P.f./Pan Ag Rapid Test Cassette (Whole Blood)
GCDEN-425a	TEST RAPID	Orient Gene	Dengue NS1+IgM/IgG Combo Rapid Test Cassette (Whole blood/serum/plasma)
GCDEN(NS)-402c	TEST RAPID	Orient Gene	Dengue NS1 Antigen Rapid Test Cassette (Whole blood/serum/plasma)
GCDEN(ab)-402c	TEST RAPID	Orient Gene	Dengue IgM/IgG Rapid Test Cassette (Whole blood/serum/plasma)
GCVCH(O1/O9)-602a	TEST RAPID	Orient Gene	V.cholerae O1/O139 Ag Combo Rapid Test Cassette (Feces)
GCMAL(pf)-402a	TEST RAPID	Orient Gene	Malaria Pf Ag Rapid Test Cassette (Whole blood)
GCSAL(ST)-602a	TEST RAPID	Orient Gene	S. typhi Ag Rapid Test Cassette (Serum/plasma/Feces)
GCCHK(IgM)-402a	TEST RAPID	Orient Gene	Chikungunya IgM Rapid Test Cassette (Whole blood/Serum/Plasma)
GCCOV-502a-NN	TEST RAPID	Orient Gene	Coronavirus Ag Rapid Test Cassette (Swab)
GCCOV (Nab)-402b	TEST RAPID	Orient Gene	SARS-CoV-2 Neutralizing Antibody Rapid Test Cassette (Whole blood/Serum/Plasma)
GCCOV-502a-NA	TEST RAPID	Orient Gene	Coronavirus Ag Rapid Tests Cassette (Swab)

地址：浙江省湖州市安吉县递铺镇阳光大道东段 3787 号

Add: 3787#, East Yangguang Avenue, Dipu Street Anji 313300, Huzhou, Zhejiang, China

电话 Tel: +86-572-5226111 传真 Fax: +86-572-5226222 邮编 P.C.: 313300



浙江东方基因生物制品股份有限公司  
Zhejiang Orient Gene Biotech Co.,LTD

GCCOV (Ag)-PN10	TEST RAPID	Orient Gene	COVID-19 Antigen Control Kit
GCCOV (Ag)-PN20	TEST RAPID	Orient Gene	COVID-19 Antigen Control Kit
GCFERA-545a	TEST RAPID	Orient Gene	Flu, COVID-19,RSV&Adeno Ag Combo Tests Cassette (Swab)
GCTV-502a	TEST RAPID	Orient Gene	Trichomonas Ag Rapid Test Cassette (Swab)
GCVCH(O1)-602a	TEST RAPID	Orient Gene	V.cholerae O1 Ag Rapid Test Cassette (Feces)
GCCHA-402a	TEST RAPID	Orient Gene	Chagas Ab Rapid Test Cassette (Whole blood/serum/plasma)
GCMAL(pf/pv Ab)-302a	TEST RAPID	Orient Gene	Malaria Pf/Pv Ab Rapid Test Cassette (Serum/plasma)
GCMAL(pf/pv Ab)-402a	TEST RAPID	Orient Gene	Malaria Pf/Pv Ab Rapid Test Cassette (Whole blood/Serum/plasma)
GCMKP-502b	TEST RAPID	Orient Gene	Monkeypox Ag Rapid Test Cassette (Swab)
GCCOV(Del)-T502a	TEST RAPID	Orient Gene	SARS-CoV-2 Delta-series Mutant Strain Ag Rapid Test cassette (Swab)
GCCOV-PN10	TEST RAPID	Orient Gene	COVID-19 IgG/IgM Control kit
GCCOV-PN20	TEST RAPID	Orient Gene	COVID-19 IgG/IgM Control kit
GCFER-T525a	TEST RAPID	Orient Gene	COVID-19/Flu A&B/ RSV Ag Combo Rapid Test Cassette (Swab)
GCCOV(B117)-525a	TEST RAPID	Orient Gene	COVID-19 Ag&B.1.1.7 Mutant Strain Combo Test Cassette (Swab)
GCFERA-T525a	TEST RAPID	Orient Gene	COVID-19/Flu A&B/ RSV/Adeno Ag Combo Rapid Test Cassette (Swab)
GCCOV-702a	TEST RAPID	Orient Gene	COVID-19 Ag Rapid Test Cassette (Oral fluid)
GCFER-T502a	TEST RAPID	Orient Gene	COVID-19/Flu A&B Ag Combo Rapid Test Cassette (Swab)

地址：浙江省湖州市安吉县递铺镇阳光大道东段 3787 号

Add: 3787#, East Yangguang Avenue, Dipu Street Anji 313300, Huzhou, Zhejiang, China  
电话 Tel:+86-572-5226111 传真 Fax:+86-572-5226222 邮编 P.C.:313300



浙江东方基因生物制品股份有限公司  
Zhejiang Orient Gene Biotech Co.,LTD

GCMKP-402a	TEST RAPID	Orient Gene	Monkeypox IgG/IgM Rapid Test Cassette (Whole blood/serum/plasma)
GCKa1-401a	TEST RAPID	Orient Gene	Leishmania Ab Rapid Test strip (Whole blood/serum/plasma)
GCKa1-T402a	TEST RAPID	Orient Gene	Leishmania IgG/IgM Rapid test cassette (whole blood/serum/plasma)
GCCOV-503a	TEST RAPID	Orient Gene	Smart Rapid COVID-19 Ag Test Device
GCBRU-402a	TEST RAPID	Orient Gene	Brucella Antibody Rapid Test Cassette (Whole blood/serum/plasma)
GCCHA-302a	TEST RAPID	Orient Gene	Chagas Ab Rapid Test Cassette (Serum/plasma)
GCCHK(IgM)-302a	TEST RAPID	Orient Gene	Chikungunya IgM Rapid Test Cassette (Serum/Plasma)
GCCOV-501a	TEST RAPID	Orient Gene	Rapid COVID-19 Antigen Test Strip
GCMON-352a	TEST RAPID	Orient Gene	Mononucleosis IgG/IgM Rapid Test Cassette (Serum/plasma)
GCMON-402a	TEST RAPID	Orient Gene	Mononucleosis Rapid Test Cassette (Whole blood/Serum/plasma)
GCMON-425a	TEST RAPID	Orient Gene	Mononucleosis IgG/IgM Rapid Test Cassette (Whole blood/Serum/plasma)
GCEV71 (IgM)-302a	TEST RAPID	Orient Gene	EV71 IgM Rapid Test Cassette (Serum/plasma)
GCEV71 (IgM)-402a	TEST RAPID	Orient Gene	EV71 IgM Rapid Test Cassette (Whole blood/Serum/plasma)
GENMP22-102a	TEST RAPID	Orient Gene	One Step Nuclear Matrix Protein 22 Test Cassette (Urine)
GEFOB/TF-602a	TEST RAPID	Orient Gene	Fecal Occult Blood and Transferrin Combo Rapid Test Cassette (Feces)
GCHEV-302a	TEST RAPID	Orient Gene	HEV IgM Rapid Test Cassette (Serum/Plasma)
GCMP (IgM)-302a	TEST RAPID	Orient Gene	M.pneumonia IgM Rapid Test Cassette (Serum/plasma)

地址：浙江省湖州市安吉县递铺镇阳光大道东段 3787 号

Add: 3787#, East Yangguang Avenue, Dipu Street Anji 313300, Huzhou, Zhejiang, China

电话 Tel: +86-572-5226111 传真 Fax: +86-572-5226222 邮编 P.C.: 313300



浙江东方基因生物制品股份有限公司  
Zhejiang Orient Gene Biotech Co.,LTD

FCCOV-502a	TEST RAPID	Orient Gene	SARS-CoV-2 Ag Fluorescence Rapid Test Cassette (Swab)
GCCOV-402Ba	TEST RAPID	Orient Gene	COVID-19 IgG/IgM Rapid test cassette (whole blood/serum/plasma)
GCCOV-402a	TEST RAPID	Orient Gene	COVID-19 IgG/IgM Rapid test cassette (whole blood/serum/plasma)
GCCOV-502a	TEST RAPID	Orient Gene	Coronavirus Ag Rapid Test Cassette (Swab)
GCFC-T503a	TEST RAPID	Orient Gene	Smart Rapid COVID-19 &Flu A/B Ag Test Device
GAHCG-101a	TEST RAPID	Orient Gene	One step pregnancy test strip (urine)
GAHCG-101d	TEST RAPID	Orient Gene	One step pregnancy test strip (urine)
GAHCG-101b	TEST RAPID	Orient Gene	One step pregnancy test strip (urine)
GAHCG-102a	TEST RAPID	Orient Gene	One step pregnancy test cassette (urine)
GAHCG-102d	TEST RAPID	Orient Gene	One step pregnancy test cassette (urine)
GAHCG-102b	TEST RAPID	Orient Gene	One step pregnancy test cassette (urine)

GEFOB-602c	TEST RAPID	Orient Gene	Fecal Occult Blood Rapid Test Cassette (Feces)
GEFOB-602b	TEST RAPID	Orient Gene	Fecal Occult Blood Rapid Test Cassette (Feces)
GEFOB-601c	TEST RAPID	Orient Gene	Fecal Occult Blood Rapid Test Strip (Feces)
GEFOB-601b	TEST RAPID	Orient Gene	Fecal Occult Blood Rapid Test Strip (Feces)
GECEA-402a	TEST RAPID	Orient Gene	Carcinoembryonic Antigen Rapid Test Cassette (Whole blood/serum/plasma)

地址：浙江省湖州市安吉县递铺镇阳光大道东段 3787 号  
Add: 3787#, East Yangguang Avenue, Dipu Street Anji 313300, Huzhou, Zhejiang, China  
电话 Tel:+86-572-5226111 传真 Fax: +86-572-5226222 邮编 P.C.:313300





浙江东方基因生物制品股份有限公司  
Zhejiang Orient Gene Biotech Co.,LTD

GECEA-401a	TEST RAPID	Orient Gene	Carcinoembryonic Antigen Rapid Test Strip (Whole blood/serum/plasma)
GETF-602a	TEST RAPID	Orient Gene	Transferrin Rapid Test Cassette (Feces)
GETF-601a	TEST RAPID	Orient Gene	Transferrin Rapid Test Strip (Feces)
GEAFP-401a	TEST RAPID	Orient Gene	Alpha-Fetoprotein Rapid Test Strip (Whole blood/serum/plasma)
GEAFP-402a	TEST RAPID	Orient Gene	Alpha-Fetoprotein Rapid Test Cassette (Whole blood/serum/plasma)
GIHSA-101a	TEST RAPID	Orient Gene	One step microalbumin test strip (urine)
GIHSA-102a	TEST RAPID	Orient Gene	One step microalbumin test cassette (urine)
GDCAR-335a	TEST RAPID	Orient Gene	Myoglobin/CK-MB/Troponin I Combo Test Cassette (Serum/plasma)
GDCKM-302a	TEST RAPID	Orient Gene	One step CK-MB Test Cassette (Serum/Plasma)
GDCKM-402a	TEST RAPID	Orient Gene	CK-MB Rapid Test Cassette (Whole blood/serum/plasma)
GDCRP-402a	TEST RAPID	Orient Gene	C-Reactive Protein Semi-Quantitative Rapid Test Cassette (Whole Blood/serum/plasma)
GDTRO-302a	TEST RAPID	Orient Gene	Troponin I Rapid Test Cassette (Serum/Plasma)
GDTRO-402a	TEST RAPID	Orient Gene	Troponin I Rapid Test Cassette (Whole blood/Serum/Plasma) (Except the tender No. ocds-b3wdp1-MD-1722410248839 din 05.09.2024, limited to the quantity 28060 pcs only, as per the tender)
GDTRO-402b	TEST RAPID	Orient Gene	Troponin I Rapid Test Cassette (Whole blood/Serum/Plasma)

地址：浙江省湖州市安吉县递铺镇阳光大道东段 3787 号

Add: 3787#, East Yangguang Avenue, Dipu Street Anji 313300, Huzhou, Zhejiang, China

电话 Tel:+86-572-5226111 传真 Fax: +86-572-5226222 邮编 P.C.:313300



浙江东方基因生物制品股份有限公司  
Zhejiang Orient Gene Biotech Co.,LTD

GDMYO-402a	TEST RAPID	Orient Gene	Myoglobin Rapid Test Cassette (Whole blood/serum/plasma)
GDCAR-W435a	TEST RAPID	Orient Gene	Myoglobin/CK-MB/Troponin I Combo Rapid Test Cassette (whole blood/Serum/plasma)
GDPCT-402a	TEST RAPID	Orient Gene	Procalcitonin Rapid Test Cassette (Whole blood/serum/plasma)
GDPCT-T402a	TEST RAPID	Orient Gene	Procalcitonin Semi-Quantitative Rapid Test Cassette (Whole blood/serum/plasma)
GDPCT-T401a	TEST RAPID	Orient Gene	Procalcitonin Semi-Quantitative Rapid Test Strip (Whole blood/serum/plasma)
FDPCT -302a	TEST RAPID	Orient Gene	Procalcitonin Rapid Test Kit (serum/plasma)
GDDDI-402b	TEST RAPID	Orient Gene	D-Dimer Rapid Test Cassette (Whole blood/plasma)
FDCAR-T302a	TEST RAPID	Orient Gene	Troponin I/CK-MB/Myoglobin Fluorescence Combo Test Kit (Serum/plasma)
FDTRO-302a	TEST RAPID	Orient Gene	Troponin I Fluorescence Rapid Test Kit (Serum/plasma)
FDBNP-302a	TEST RAPID	Orient Gene	NT-ProBNP Fluorescence Rapid Test Kit (Serum/plasma)
FDCRP-402a	TEST RAPID	Orient Gene	C-Reactive Protein Rapid Test Kit (Whole blood/serum/plasma)
GDCKM-402a	TEST RAPID	Orient Gene	CK-MB Rapid Test Cassette (whole blood/serum/plasma)
GAHCG-201a	TEST RAPID	Orient Gene	One step pregnancy test strip (Urine/serum)
GAHCG-202a	TEST RAPID	Orient Gene	One step pregnancy test cassette (Urine/serum)
GAHCG-201b	TEST RAPID	Orient Gene	One step pregnancy test strip (Urine/serum)
GAHCG-202b	TEST RAPID	Orient Gene	One step pregnancy test cassette (Urine/serum)
GCHAV(IgM)-302Ba	TEST RAPID	Orient Gene	HAV IgM Rapid Test Cassette (Serum/plasma)
GCHAV-602a	TEST RAPID	Orient Gene	HAV Ag Rapid Test Cassette (Feces)

地址：浙江省湖州市安吉县递铺镇阳光大道东段 3787 号

Add: 3787#, East Yangguang Avenue, Dipu Street Anji 313300, Huzhou, Zhejiang, China

电话 Tel:+86-572-5226111 传真 Fax: +86-572-5226222 邮编 P.C.:313300



浙江东方基因生物制品股份有限公司  
Zhejiang Orient Gene Biotech Co.,LTD

GCHAV(IgG/IgM) -302a	TEST RAPID	Orient Gene	HAV IgG/IgM Rapid Test Cassette (Serum/plasma)
GCHSV(IgG)-402a	TEST RAPID	Orient Gene	HSV IgG Rapid Test Cassette (Whole blood/serum/plasma)
GCHSV(IgM)-302a	TEST RAPID	Orient Gene	HSV IgM Rapid test Cassette (serum/plasma)
GCHP-601a	TEST RAPID	Orient Gene	H.pylori Ag Rapid Test Strip (feces)
GCHP-602a	TEST RAPID	Orient Gene	H.pylori Ag Rapid Test Cassette(feces)
GCTB-302a	TEST RAPID	Orient Gene	Tuberculosis IgG/IgM Rapid Test Cassette (serum/plasma)
GCTB-402a	TEST RAPID	Orient Gene	Tuberculosis IgG/IgM Rapid Test Cassette (whole blood/serum/plasma)
GCFLU(A/B)-501a	TEST RAPID	Orient Gene	Influenza A&B Ag Rapid Test Strip (Swab)
GCFLU(A/B)-502a	TEST RAPID	Orient Gene	Influenza A&B Ag Rapid Test Cassette (Swab)
GCFLU(A/B)-502Ca	TEST RAPID	Orient Gene	Influenza A&B Ag Rapid Test Cassette (Swab)
GCFLU(A)-501a	TEST RAPID	Orient Gene	Influenza A Ag Rapid Test Strip (Swab)
GCFLU(A)-502a	TEST RAPID	Orient Gene	Influenza A Ag Rapid Test Cassette (Swab)
GCHP-301a	TEST RAPID	Orient Gene	H.Pylori Ab Rapid Test Strip (serum/plasma)
GCHP-302a	TEST RAPID	Orient Gene	H.pylori Ab Rapid Test Cassette (serum/plasma)
GCHP-401a	TEST RAPID	Orient Gene	H.pylori Ab Rapid Test Strip (Whole blood/serum/plasma)
GCHP-402a	TEST RAPID	Orient Gene	H.pylori Ab Rapid Test Cassette (Whole blood/serum/plasma)
GCCA-502a	TEST RAPID	Orient Gene	Candida albicans Antigen rapid test cassette (swab)
GCGON-502b	TEST RAPID	Orient Gene	Gonorrhea Rapid Test Cassette (Swab)
GCGIA-602a	TEST RAPID	Orient Gene	Giardia lamblia Antigen Rapid tests cassette (feces)

地址：浙江省湖州市安吉县递铺镇阳光大道东段 3787 号  
Add: 3787#, East Yangguang Avenue, Dipu Street Anji 313300, Huzhou, Zhejiang, China  
电话 Tel:+86-572-5226111 传真 Fax: +86-572-5226222 邮编 P.C.:313300



浙江东方基因生物制品股份有限公司  
Zhejiang Orient Gene Biotech Co.,LTD

GCSTR-501a	TEST RAPID	Orient Gene	Strep A Rapid Test Strip (Throat swab)
GCSTR-502a	TEST RAPID	Orient Gene	Strep A Rapid Test Cassette (Throat swab)
GCFC-525a	TEST RAPID	Orient Gene	Rapid COVID-19 + Influenza Antigen Test
GCRSV-502a	TEST RAPID	Orient Gene	RSV Antigen Rapid Test Cassette (swab)
GCADE-502a	TEST RAPID	Orient Gene	Adenovirus antigen rapid test cassette (swab)
GCADE-602a	TEST RAPID	Orient Gene	Adenovirus Rapid test cassette (feces)
GCCD(GDH)-602a	TEST RAPID	Orient Gene	Clostridium difficile Antigen GDH Rapid Test cassette (feces)
GCCD (Toxin A/B)-602a	TEST RAPID	Orient Gene	Clostridium difficile Toxin A&B rapid test cassette (feces)
GCCD-602a	TEST RAPID	Orient Gene	Clostridium difficile GDH & Toxin A/B Rapid Test Cassette (Feces)
GCHSV (IgM)-402a	TEST RAPID	Orient Gene	HSV IgM Rapid test Cassette (whole blood/serum/plasma)
GCHSV(IgG)-302a	TEST RAPID	Orient Gene	HSV IgG Rapid Test Cassette (serum/plasma)
GCSYP-301a	TEST RAPID	Orient Gene	Syphilis Ab Rapid Test Strip (serum/plasma)
GCSYP-302a	TEST RAPID	Orient Gene	Syphilis Ab Rapid Test Cassette (serum/plasma)
GCSYP-401a	TEST RAPID	Orient Gene	Syphilis Ab Rapid test strip (whole blood/serum/plasma)
GCSYP-402a	TEST RAPID	Orient Gene	Syphilis Ab Rapid test cassette (whole blood/serum/plasma)
GBBAR-101a	TEST RAPID	Orient Gene	One Step Barbiturates Test Strip (Urine)
GBBAR-102a	TEST RAPID	Orient Gene	One Step Barbiturates Test Cassette (Urine)
GBAMP-101a	TEST RAPID	Orient Gene	One Step Amphetamine Test Strip (Urine)
GBAMP-102a	TEST RAPID	Orient Gene	One Step Amphetamine Test Cassette (Urine)
GBAMP-105a	TEST RAPID	Orient Gene	One Step Amphetamine Dip Card (Urine)

地址：浙江省湖州市安吉县递铺镇阳光大道东段 3787 号

Add: 3787#, East Yangguang Avenue, Dipu Street Anji 313300, Huzhou, Zhejiang, China

电话 Tel:+86-572-5226111 传真 Fax: +86-572-5226222 邮编 P.C.:313300



浙江东方基因生物制品股份有限公司  
Zhejiang Orient Gene Biotech Co.,LTD

GBPPX-101a	TEST RAPID	Orient Gene	One Step Propoxyphene Test Strip (Urine)
GBPPX-102a	TEST RAPID	Orient Gene	One Step Propoxyphene Test Cassette (Urine)
GBDSA-XXXXFX	TEST RAPID	Orient Gene	Oral Fluid Drug test Cube
GBDSA-XXXXEX	TEST RAPID	Orient Gene	Oral Fluid Drug test
GBDSA-XXXXFSI	TEST RAPID	Orient Gene	Oral Fluid Drug test Cube
GBDSA-XXXXCX	TEST RAPID	Orient Gene	Oral Fluid Drug test cylinder
GBOPI-102a	TEST RAPID	Orient Gene	One Step Opiate Test Cassette (Urine)
GBOPI-101a	TEST RAPID	Orient Gene	One Step Opiate Test Strip (Urine)
GBETG-101b	TEST RAPID	Orient Gene	One Step Ethyl Glucoronide Test Strip (urine)
GBETG-102b	TEST RAPID	Orient Gene	One Step Ethyl Glucoronide Test Cassette (urine)
GBMOP-101a	TEST RAPID	Orient Gene	One step Morphine Test strip (urine)
GBMOP-102a	TEST RAPID	Orient Gene	One step Morphine Test Cassette (urine)
GBMOP-105a	TEST RAPID	Orient Gene	One step Morphine Test dip card (urine)
GBTHC-101a	TEST RAPID	Orient Gene	One Step Marijuana Test Strip (Urine)
GBTHC-102a	TEST RAPID	Orient Gene	One Step Marijuana Test Cassette (Urine)
GBTHC-105a	TEST RAPID	Orient Gene	One Step Marijuana Test Dip Card (Urine)
GBMTD-101a	TEST RAPID	Orient Gene	One step Methadone Test strip (urine)
GBMTD-102a	TEST RAPID	Orient Gene	One step Methadone Test cassette (urine)
GBXXX-101	TEST RAPID	Orient Gene	One Step Drugs of Abuse Test Strip (Urine)
GBXXX-102	TEST RAPID	Orient Gene	One Step Drugs of Abuse Test Cassette (Urine)
GBXXX-105	TEST RAPID	Orient Gene	One Step Drugs of Abuse Test Dip Card (Urine)

地址：浙江省湖州市安吉县递铺镇阳光大道东段 3787 号  
Add: 3787#, East Yangguang Avenue, Dipu Street Anji 313300, Huzhou, Zhejiang, China  
电话 Tel:+86-572-5226111 传真 Fax: +86-572-5226222 邮编 P.C.:313300



浙江东方基因生物制品股份有限公司  
Zhejiang Orient Gene Biotech Co.,LTD

GBDSA-XXXXJSI	TEST RAPID	Orient Gene	Oral fluid drug test cylinder
GBDSA-XXXXJX	TEST RAPID	Orient Gene	Oral fluid drug test cylinder
GBDSA-XXXXKX	TEST RAPID	Orient Gene	Oral fluid drug test cylinder
GBDSA-XXXXMX	TEST RAPID	Orient Gene	Oral fluid drug test device
GBDSA-XXXXA/B/G/H/I	TEST RAPID	Orient Gene	Multi-drug rapid screen test cassette (oral fluid)
GBMTC-101a	TEST RAPID	Orient Gene	One Step Methcathinone Test Strip (Urine)
GBMTC-102a	TEST RAPID	Orient Gene	One Step Methcathinone Test Cassette (Urine)
GBKRA-101a	TEST RAPID	Orient Gene	One step kratom test strip (urine)
GBKRA-102a	TEST RAPID	Orient Gene	One step kratom test cassette (urine)
GBLSD-101a	TEST RAPID	Orient Gene	One Step Lysergic Acid Diethylamide Test Strip (Urine)
GBLSD-102a	TEST RAPID	Orient Gene	One Step Lysergic Acid Diethylamide Test Cassette (Urine)
FBXXX-1102	TEST RAPID	Orient Gene	Hair Multi-drug rapid test kit
GBETG-105a	TEST RAPID	Orient Gene	One step ethyl glucuronide test dip card (urine)
GBPGB-102b	TEST RAPID	Orient Gene	One step pregabalin test cassette (urine)
GBTRA-101a	TEST RAPID	Orient Gene	One step tramadol test strip (urine)
GBTRA-102a	TEST RAPID	Orient Gene	One step tramadol test cassette (urine)
GBOXY-101a	TEST RAPID	Orient Gene	One step oxycodone Test strip (urine)
GBOXY-102a	TEST RAPID	Orient Gene	One step oxycodone Test cassette (urine)
GBMDP-101a	TEST RAPID	Orient Gene	One step 3,4-Methylenedioxypyrovalerone Test strip (urine)

地址：浙江省湖州市安吉县递铺镇阳光大道东段 3787 号  
Add: 3787#, East Yangguang Avenue, Dipu Street Anji 313300, Huzhou, Zhejiang, China  
电话 Tel: +86-572-5226111 传真 Fax: +86-572-5226222 邮编 P.C.: 313300



浙江东方基因生物制品股份有限公司  
Zhejiang Orient Gene Biotech Co.,LTD

GBMDP-101a	TEST RAPID	Orient Gene	One step 3,4-Methylenedioxypropylvalerone Test cassette (urine)
GBMQL-102a	TEST RAPID	Orient Gene	One step Methaqualone Test cassette (urine)
GBMQL-101a	TEST RAPID	Orient Gene	One step Methaqualone Test strip (urine)
GBMPD-101a	TEST RAPID	Orient Gene	One step Methylphenidate Test strip (urine)
GBMPD-102a	TEST RAPID	Orient Gene	One step Methylphenidate Test cassette (urine)
GBUR-101a	TEST RAPID	Orient Gene	One step UR-144 test strip (urine)
GBUR-102a	TEST RAPID	Orient Gene	One step UR-144 test cassette (urine)
GBBUP-101a	TEST RAPID	Orient Gene	One step buprenorphine test strip (urine)
GBBUP-102a	TEST RAPID	Orient Gene	One step buprenorphine test cassette (urine)
GBPCP-101a	TEST RAPID	Orient Gene	One step Phencyclidine Test strip (urine)
GBPCP-102a	TEST RAPID	Orient Gene	One step Phencyclidine Test cassette (urine)
GBTCA-101a	TEST RAPID	Orient Gene	One step Tricyclic Antidepressants test strip (urine)
GBTCA-102a	TEST RAPID	Orient Gene	One step Tricyclic Antidepressants test cassette (urine)
GBEDD-101a	TEST RAPID	Orient Gene	One step EDDP test strip (urine)
GBEDD-102a	TEST RAPID	Orient Gene	One step EDDP test cassette (urine)
GBFEN-101b	TEST RAPID	Orient Gene	One step Fentanyl Test strip (urine)
GBFEN-102b	TEST RAPID	Orient Gene	One step Fentanyl Test cassette (urine)
GBALC-101a	TEST RAPID	Orient Gene	Urine Alcohol Test Strip
GBMAM-S102	TEST RAPID	Orient Gene	One step 6-MAM Test cassette (urine)

地址：浙江省湖州市安吉县递铺镇阳光大道东段 3787 号

Add: 3787#, East Yangguang Avenue, Dipu Street Anji 313300, Huzhou, Zhejiang, China

电话 Tel:+86-572-5226111 传真 Fax: +86-572-5226222 邮编 P.C.:313300



浙江东方基因生物制品股份有限公司  
Zhejiang Orient Gene Biotech Co.,LTD

GBMAM-S101	TEST RAPID	Orient Gene	One step 6-MAM Test cassette (urine)
GBHCD-101a	TEST RAPID	Orient Gene	One step Hydrocodone test strip (urine)
GBHCD-102a	TEST RAPID	Orient Gene	One step Hydrocodone test cassette (urine)
GBNFT-101c	TEST RAPID	Orient Gene	One step Norfentanyl test strip (urine)
GBNFT-102c	TEST RAPID	Orient Gene	One step Norfentanyl test cassette (urine)
GBXXX-1102	TEST RAPID	Orient Gene	Hair Multi-Drug Rapid Test Kit (ICA)
GBDSA-XXXXLX	TEST RAPID	Orient Gene	Oral Fluid Drug Test Mini Cube
GBDUA-1X4	TEST RAPID	Orient Gene	One Step Multi-Drug Screen Test Dip Card (urine)
GBDOA-1X5	TEST RAPID	Orient Gene	One Step Multi-Drug Screen Test Cassette (urine)
GBDUA-1X6	TEST RAPID	Orient Gene	One Step Multi-Drug Screen Test Cup (urine)
GBCOT-102a	TEST RAPID	Orient Gene	One step cotinine test cassette (urine)
GBK2-101a	TEST RAPID	Orient Gene	One step K2 Test strip (urine)
GBK2-102a	TEST RAPID	Orient Gene	One step K2 Test cassette (urine)
GBKET-101a	TEST RAPID	Orient Gene	One step Ketamine Test strip (urine)
GBKET-102a	TEST RAPID	Orient Gene	One step Ketamine Test cassette (urine)
GBBZO-101a	TEST RAPID	Orient Gene	One step Benzodiazepines Test Strip (urine)
GBBZO-102a	TEST RAPID	Orient Gene	One step Benzodiazepines Test Cassette (urine)
GBCOC-101a	TEST RAPID	Orient Gene	One step Cocaine Test strip (urine)
GBCOC-102a	TEST RAPID	Orient Gene	One step Cocaine Test cassette (urine)
GBCOC-105a	TEST RAPID	Orient Gene	One step Cocaine Test dip card (urine)
GBMDM-101a	TEST RAPID	Orient Gene	One step ecstasy Test strip (urine)

地址：浙江省湖州市安吉县递铺镇阳光大道东段 3787 号

Add: 3787#, East Yangguang Avenue, Dipu Street Anji 313300, Huzhou, Zhejiang, China

电话 Tel:+86-572-5226111 传真 Fax: +86-572-5226222 邮编 P.C.:313300





浙江东方基因生物制品股份有限公司  
Zhejiang Orient Gene Biotech Co.,LTD

GBMDM-102a	TEST RAPID	Orient Gene	One step ecstasy Test cassette (urine)
GBMET-101a	TEST RAPID	Orient Gene	One step Methamphetamine test strip (urine)
GBMET-102a	TEST RAPID	Orient Gene	One step Methamphetamine test cassette (urine)
GBMET-105a	TEST RAPID	Orient Gene	One step Methamphetamine test dip card (urine)
GCTOXI(IgG/IgM)-302a	TEST RAPID	Orient Gene	Toxoplasma gondii test cassette (serum/plasma)
GCTOXI(IgG)-302a	TEST RAPID	Orient Gene	Toxoplasma gondii IgG test cassette (serum/plasma)
GCTOXI(IgM)-302a	TEST RAPID	Orient Gene	Toxoplasma gondii IgM test cassette (serum/plasma)
GCCHL-502a	TEST RAPID	Orient Gene	Chlamydia Trachomatis Antigen test cassette (swab/urine)
GEPSA-402a	TEST RAPID	Orient Gene	Prostate specific antigen test cassette (whole blood/serum/plasma)
GEPSA-401a	TEST RAPID	Orient Gene	Prostate specific antigen test strip (whole blood/serum/plasma)
GEPSA-302a	TEST RAPID	Orient Gene	Prostate specific antigen test cassette (serum/plasma)
GEPSA-301a	TEST RAPID	Orient Gene	Prostate specific antigen test strip (serum/plasma)
GALH-101a-1T	TEST RAPID	Orient Gene	LH Ovulation Test Strip
GALH-101a-5T	TEST RAPID	Orient Gene	LH Ovulation Test Strip
GALH-101a-7T	TEST RAPID	Orient Gene	LH Ovulation Test Strip
GALH-101b-1T	TEST RAPID	Orient Gene	LH Ovulation Test Strip
GALH-101b-5T	TEST RAPID	Orient Gene	LH Ovulation Test Strip
GALH-101b-7T	TEST RAPID	Orient Gene	LH Ovulation Test Strip
GALH-102a-1T	TEST RAPID	Orient Gene	LH Ovulation Test Cassette
GALH-102a-5T	TEST RAPID	Orient Gene	LH Ovulation Test Cassette
GALH-102a-7T	TEST RAPID	Orient Gene	LH Ovulation Test Cassette
GALH-102b-5T	TEST RAPID	Orient Gene	LH Ovulation Test Cassette
GALH-102b-1T	TEST RAPID	Orient Gene	LH Ovulation Test Cassette

地址：浙江省湖州市安吉县递铺镇阳光大道东段 3787 号

Add: 3787#, East Yangguang Avenue, Dipu Street Anji 313300, Huzhou, Zhejiang, China

电话 Tel:+86-572-5226111 传真 Fax: +86-572-5226222 邮编 P.C.:313300



浙江东方基因生物制品股份有限公司  
Zhejiang Orient Gene Biotech Co.,LTD

GALH-102b-7T	TEST RAPID	Orient Gene	LH Ovulation Test Cassette
--------------	------------	-------------	----------------------------

VPH-502a	TEST RAPID	Orient Gene	Vaginal pH test cassette (Vaginal secretions)
----------	------------	-------------	---

URS-1T to 14T with various combination	STRIPURI DE URINA	Orient Gene	LEU/NIT/URO/MA/PRO/PH/BLO/S G/ASC/CRE/KET/BIL/GLU/CA
GCHCV-302a	TEST RAPID	Orient Gene	HCV Hepatitis C Virus Rapid Test (serum/plasma) cassette
GCHCV-402a	TEST RAPID	Orient Gene	HCV Hepatitis C Virus Rapid Test (whole blood/serum/plasma) cassette
GCHIV-302a	TEST RAPID	Orient gene	HIV 1/2 Human Immunodeficiency Virus (Serum/Plasma) cassette
GCHIV-402a	TEST RAPID	Orient gene	HIV 1/2 Human Immunodeficiency Virus (Whole blood/serum/plasma)cassette
GCHBsg-302a	TEST RAPID	Orient gene	HBsAg Hepatitis B Surface Antigen Rapid Test (Serum/Plasma)
GCHBsg-402a	TEST RAPID	Orient gene	HBsAg Hepatitis B Surface Antigen Rapid Test(Whole Blood/Serum/Plasma)

The end.



地址：浙江省湖州市安吉县递铺镇阳光大道东段 3787 号  
Add: 3787#, East Yangguang Avenue, Dipu Street Anji 313300, Huzhou, Zhejiang, China  
电话 Tel:+86-572-5226111 传真 Fax: +86-572-5226222 邮编 P.C.:313300



# Certificate

No. Q5 092305 0001 Rev. 02

**Holder of Certificate:** **Zhejiang Orient Gene Biotech Co., Ltd.**  
3787#, East Yangguang Avenue, Dipu Street Anji  
313300 Huzhou, Zhejiang  
PEOPLE'S REPUBLIC OF CHINA

**Certification Mark:**



**Scope of Certificate:** **Design and Development, Production and Distribution of In Vitro Diagnostic Reagent and Instrument for the Detection of Drugs of Abuse, Fertility, Infectious Diseases, Oncology, Biochemistry, Cardiac Diseases, Allergic Disease based on Rapid Test, PCR and Liquid Biochip Method.**

The Certification Body of TÜV SÜD Product Service GmbH certifies that the company mentioned above has established and is maintaining a quality management system, which meets the requirements of the listed standard(s). All applicable requirements of the testing and certification regulation of TÜV SÜD Group have to be complied with. For details and certificate validity see: [www.tuvsud.com/ps-cert?q=cert:Q5 092305 0001 Rev. 02](http://www.tuvsud.com/ps-cert?q=cert:Q5 092305 0001 Rev. 02)

**Report No.:** SH2398804

**Valid from:** 2024-03-17

**Valid until:** 2027-03-16

**Date,** 2024-03-01

Christoph Dicks  
Head of Certification/Notified Body



# Certificate

No. Q5 092305 0001 Rev. 02

**Applied Standard(s):** ISO 13485:2016  
(EN ISO 13485:2016/AC:2018, EN ISO 13485:2016/A11:2021)  
Medical devices - Quality management systems -  
Requirements for regulatory purposes

**Facility(ies):** **Zhejiang Orient Gene Biotech Co., Ltd.**  
3787#, East Yangguang Avenue, Dipu Street Anji, 313300  
Huzhou, Zhejiang, PEOPLE'S REPUBLIC OF CHINA

See Scope of Certificate



浙江东方基因生物制品股份有限公司  
Zhejiang Orient Gene Biotech Co., LTD



CE-DOC-OG029  
Version 4.0

# EC Declaration of Conformity

In accordance with Directive 98/79/EC

**Legal Manufacturer:** *Zhejiang Orient Gene Biotech Co., Ltd*

**Legal Manufacturer Address:** *3787#, East Yangguang Avenue, Dipu Street,  
Anji 313300, Huzhou, Zhejiang, China*

Declares, that the products  
Product Name and Model(s)

Malaria P.f./P.v. Ag Rapid Test Cassette (Whole Blood)	GCMAL(pf/pv)-402a
--	-------------------

Classification: *Other*

Conformity assessment route: *Annex III (EC DECLARATION OF CONFORMITY)*

We, the Manufacturer, herewith declare with sole responsibility that our product/s mentioned above meet/s the provisions of the Directive 98/79/EC of the European Parliament and of the Council on In-Vitro Diagnostic Medical Devices.

We hereby explicitly appoint

**EC Representative's Name:** QARAD BV

**EC Representative's Address:** Ciplastraat 3, 2440 Geel, BELGIUM

to act as our European Authorized Representative as defined in the aforementioned Directive.

I, the undersigned, hereby declare that the medical devices specified above conform with the directive 98/79/EC on in vitro diagnostic medical devices and pertinent essential requirements

Date Signed: March 4, 2022

Name of authorized signatory: Joyce Pang  
Position held in the company: Vice-President



浙江东方基因生物制品股份有限公司  
Zhejiang Orient Gene Biotech Co., LTD



CE-DOC-OG038  
Version 2.0

# EC Declaration of Conformity

In accordance with Directive 98/79/EC

**Legal Manufacturer:** *Zhejiang Orient Gene Biotech Co., Ltd*

**Legal Manufacturer Address:** *3787#, East Yangguang Avenue, Dipu Street,  
Anji 313300, Huzhou, Zhejiang, China*

Declares, that the products  
Product Name and Model(s)

Troponin I Rapid Test Cassette (Whole Blood/Serum/Plasma)	GDTRO-402a
Troponin I Rapid Test Cassette (Whole Blood/Serum/Plasma)	GDTRO-402b

Classification: *Other*  
Conformity assessment route: *Annex III (EC DECLARATION OF CONFORMITY)*

We, the Manufacturer, herewith declare with sole responsibility that our product/s mentioned above meet/s the provisions of the Directive 98/79/EC of the European Parliament and of the Council on In-Vitro Diagnostic Medical Devices.

We hereby explicitly appoint

**EC Representative's Name:** Shanghai International Holding Corp. GmbH (Europe)

**EC Representative's Address:** Eiffestrasse 80, 20537 Hamburg, Germany

to act as our European Authorized Representative as defined in the aforementioned Directive.

I, the undersigned, hereby declare that the medical devices specified above conform with the directive 98/79/EC on in vitro diagnostic medical devices and pertinent essential requirements

Date Signed: August 11, 2020

Name of authorized signatory: Joyce Pang  
Position held in the company: Vice-President





浙江东方基因生物制品股份有限公司  
Zhejiang Orient Gene Biotech Co., LTD



CE-DOC-OG039  
Version 1.0

# EC Declaration of Conformity

In accordance with Directive 98/79/EC

**Legal Manufacturer:** *Zhejiang Orient Gene Biotech Co., Ltd*

**Legal Manufacturer Address:** *3787#, East Yangguang Avenue, Dipu Street,  
Anji 313300, Huzhou, Zhejiang, China*

Declares, that the products  
Product Name and Model(s)

H. pylori Ag Rapid Test Strip (Feces)	GCHP-601a
H. pylori Ag Rapid Test Cassette (Feces)	GCHP-602a

Classification: *Other*  
Conformity assessment route: *Annex III (EC DECLARATION OF CONFORMITY)*

We, the Manufacturer, herewith declare with sole responsibility that our product/s mentioned above meet/s the provisions of the Directive 98/79/EC of the European Parliament and of the Council on In-Vitro Diagnostic Medical Devices.

We hereby explicitly appoint

**EC Representative's Name:** Shanghai International Holding Corp. GmbH (Europe)

**EC Representative's Address:** Eiffestrasse 80, 20537 Hamburg, Germany

to act as our European Authorized Representative as defined in the aforementioned Directive.

I, the undersigned, hereby declare that the medical devices specified above conform with the directive 98/79/EC on in vitro diagnostic medical devices and pertinent essential requirements

Date Signed: November 28, 2017

Name of authorized signatory: Joyce Pang  
Position held in the company: Vice-President



浙江东方基因生物制品股份有限公司  
Zhejiang Orient Gene Biotech Co., LTD



CE-DOC-OG060  
Version 1.0

# EC Declaration of Conformity

In accordance with Directive 98/79/EC

**Legal Manufacturer:** *Zhejiang Orient Gene Biotech Co., Ltd*

**Legal Manufacturer Address:** *3787#, East Yangguang Avenue, Dipu Street,  
Anji 313300, Huzhou, Zhejiang, China*

Declares, that the products  
Product Name and Model(s)

Fecal Occult Blood Rapid Test Strip (Feces)	GEFOB-601b
Fecal Occult Blood Rapid Test Cassette (Feces)	GEFOB-602b

Classification: *Other*  
Conformity assessment route: *Annex III (EC DECLARATION OF CONFORMITY)*

We, the Manufacturer, herewith declare with sole responsibility that our product/s mentioned above meet/s the provisions of the Directive 98/79/EC of the European Parliament and of the Council on In-Vitro Diagnostic Medical Devices.

We hereby explicitly appoint

**EC Representative's Name:** *Shanghai International Holding Corp. GmbH (Europe)*

**EC Representative's Address:** *Eiffestrasse 80, 20537 Hamburg, Germany*

to act as our European Authorized Representative as defined in the aforementioned Directive.

I, the undersigned, hereby declare that the medical devices specified above conform with the directive 98/79/EC on in vitro diagnostic medical devices and pertinent essential requirements

Date Signed: November 28, 2017

Name of authorized signatory: *Joyce Pang*  
Position held in the company: *Vice-President*



浙江东方基因生物制品股份有限公司  
Zhejiang Orient Gene Biotech Co., LTD



CE-DOC-OG285  
Version 1.0

# EC Declaration of Conformity

In accordance with Directive 98/79/EC

**Legal Manufacturer:** *Zhejiang Orient Gene Biotech Co., Ltd*

**Legal Manufacturer Address:** *3787#, East Yangguang Avenue, Dipu Street,  
Anji 313300, Huzhou, Zhejiang, China*

Declares, that the products  
Product Name and Model(s)

Giardia lamblia Antigen Rapid Test Cassette (Feces)	GCGIA-602a
---	------------

Classification: *Other*

Conformity assessment route: *Annex III (EC DECLARATION OF CONFORMITY)*

We, the Manufacturer, herewith declare with sole responsibility that our product/s mentioned above meet/s the provisions of the Directive 98/79/EC of the European Parliament and of the Council on In-Vitro Diagnostic Medical Devices.

We hereby explicitly appoint

**EC Representative's Name:** CMC Medical Devices & Drugs S.L

**EC Representative's Address:** C/Horacio Lengo Nº 18, CP 29006, Málaga, Spain

to act as our European Authorized Representative as defined in the aforementioned Directive.

I, the undersigned, hereby declare that the medical devices specified above conform with the directive 98/79/EC on in vitro diagnostic medical devices and pertinent essential requirements

Date Signed: May 20, 2022

Name of authorized signatory: Joyce Pang  
Position held in the company: Vice-President



# Fecal Occult Blood Rapid Test Cassette (Feces)



## INTENDED USE

Fecal Occult Blood Rapid Test Cassette (Feces) is a rapid chromatographic immunoassay for the qualitative detection of human occult blood in feces by professional laboratories or physician's offices. It is useful to detect bleeding caused by a number of gastrointestinal disorders, e.g., diverticulitis, colitis, polyps, and colorectal cancer.

Fecal Occult Blood Rapid Test Cassette (Feces) is recommended for use in 1) routine physical examinations, 2) hospital monitoring for bleeding in patients, and 3) screening for colorectal cancer or gastrointestinal bleeding from any source.

## INTRODUCTION

Most of diseases can cause hidden blood in the stool. In the early stages, gastrointestinal problems such as colon cancer, ulcers, polyps, colitis, diverticulitis, and fissures may not show any visible symptoms, only occult blood. Traditional guaiac-based method lacks sensitivity and specificity, and has diet-restriction prior to the testing.

Fecal Occult Blood Rapid Test Cassette (Feces) is a rapid test to qualitatively detect low levels of fecal occult blood in feces. The test uses double antibody-sandwich assay to selectively detect as low as 50 ng/mL of hemoglobin or 6 µg hemoglobin/g feces. In addition, unlike the guaiac assays, the accuracy of the test is not affected by the diet of the patients.

## PRINCIPLE

Fecal Occult Blood Rapid Test Cassette (Feces) is a lateral flow chromatographic immunoassay based on the principle of the double antibody-sandwich technique. The membrane is pre-coated with anti-hemoglobin antibodies on the test line region of the device. During testing, the specimen reacts with the colloidal gold coated with anti-hemoglobin antibodies. The mixture migrates upward on the membrane chromatographically by capillary action to react with anti-hemoglobin antibodies on the membrane and generate a colored line. The presence of this colored line in the test region indicates a positive result, while its absence indicates a negative result. To serve as a procedural control, a colored line will always appear in the control line region indicating that proper volume of specimen has been added and membrane wicking has occurred.

## MATERIALS PROVIDED

20 Test cassettes  
20 Specimen collection tubes with buffer  
1 Package insert

## MATERIALS REQUIRED BUT NOT PROVIDED

1. Specimen collection containers      2. Clock or timer

## STORAGE AND STABILITY

All reagents are ready to use as supplied. Store unused test device unopened at 2°C-30°C. If stored at 2°C-8°C, ensure that the test device is brought to room temperature before opening. The test is not stable out of the expiration date printed on the sealed pouch. Do not freeze the kit or expose the kit over 30°C.

## PRECAUTIONS

1. For professional *in vitro* diagnostic use only.
2. This package insert must be read completely before performing the test. Failure to follow the insert gives inaccurate test results.
3. Do not use it if the tube/pouch is damaged or broken.
4. Test is for single use only. Do not re-use under any circumstances.
5. **Do not use specimen with visible blood for the testing.**
6. Handle all specimens as if they contain infectious agents. Observe established standard procedure for proper disposal of specimens.
7. Specimen extraction buffer contains Sodium Azide (0.1%). Avoid contact with skin or eyes. Do not ingest.
8. Wear protective clothing such as laboratory coats, disposable gloves and eye protection when specimens are assayed.
9. Humidity and temperature can adversely affect results.
10. Do not perform the test in a room with strong air flow, i.e. electric fan or strong air conditioning.

## PATIENT PREPARATION

1. A specimen should not be collected from a patient with following conditions that may interfere with the test results:

- Menstrual bleeding
  - Bleeding hemorrhoids
  - Constipating bleeding
  - Urinary bleeding.
2. Dietary restrictions are not necessary.
  3. Alcohol and certain medications such as aspirin, indomethacin, phenylbutazone, reserpine, corticosteroids, and nonsteroidal anti-inflammatory drugs may cause gastrointestinal irritation and subsequent bleeding, thus gives positive reactions. On the advice of the physician, such substances should be discontinued at least 48 hours prior to testing.

## SPECIMEN COLLECTION AND PREPARATION

Consider any materials of human origin as infectious and handle them using standard biosafety procedures.

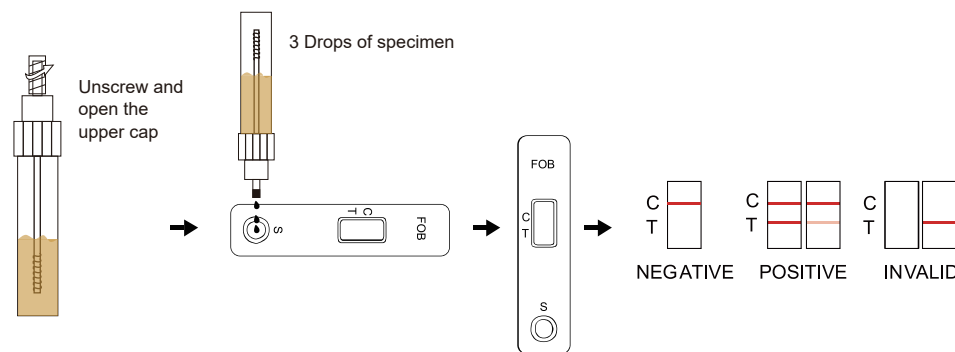
1. Collect a random sample of feces in a clean, dry receptacle.
2. Unscrew the top of the collection tube and remove the applicator stick.
3. Randomly pierce the fecal specimen in at least five (5) different sites.
4. Remove excess sample off the shaft and outer grooves. Be sure sample remains on inside grooves.
5. Replace the stick in the tube and tighten securely.
6. Shake the specimen collection bottle so that there is proper homogenisation of feces in buffer solution.

**Note:** Specimens prepared in the specimen collection tube may be stored at room temperature (15-30°C) for 3 days maximum, at 2-8°C for 7 days maximum or at -20°C for 3 months maximum if not tested within 1 hour after preparation.

## TEST PROCEDURE

**Allow the test cassette, specimen, and/or controls to reach room temperature (15-30°C) prior to testing.**

1. Remove the test cassette from the foil pouch and use it as soon as possible. Best results will be obtained if the assay is performed within one hour.
2. Place the test cassette on a clean, flat surface.
3. Shake the specimen collection tube several times.
4. Hold the specimen collection tube upright and then unscrew and open the upper cap.
5. Squeeze 3 drops (~90 µL) of the sample solution in the sample well of the cassette and start the timer.
6. Wait for the colored line(s) to appear. Read results in 5 minutes. Do not interpret the result after 5 minutes.



## INTERPRETATION OF RESULTS

(Please refer to the illustration above)

**Positive:** Two lines appear. One colored line should be in the control line region (C) and another apparent colored line should be in the test line region (T).

**Negative:** One colored line appears in the control line region (C). No line appears in the test line region (T).

**Invalid:** Control line fails to appear. The test should be repeated using a new cassette. If the problem persists, discontinue using the test kit immediately and contact your local distributor.

**NOTE:**

1. The intensity of color in the test region (T) may vary depending on the concentration of analytes present in the specimen. Therefore, any shade of color in the test region should be considered positive. Note that this is a qualitative test only, and

# Fecal Occult Blood Rapid Test Cassette (Feces)

cannot determine the concentration of analytes in the specimen.

2. Insufficient specimen volume, incorrect operating procedure or expired tests are the most likely reasons for control band failure.

## QUALITY CONTROL

An internal procedural control is included in the test. A colored line appearing in the control line region (C) is an internal procedural control. It confirms sufficient specimen volume, adequate membrane wicking and correct procedural technique. Control standards are not supplied with this kit; however it is recommended that positive and negative controls be tested as a good laboratory practice to confirm the test procedure and to verify proper test performance.

## LIMITATIONS

1. This test kit is to be used for the qualitative detection of human hemoglobin in fecal samples. A positive result suggests the presence of human hemoglobin in fecal samples. In addition to intestinal bleeding the presence of blood in stools may have other causes such as hemorrhoids, blood in urine etc.
2. Not all colorectal bleedings are due to precancerous or cancerous polyps. The information obtained by this test should be used in conjunction with other clinical findings and testing methods, such as colonoscopy gathered by the physician.
3. Negative results do not exclude bleeding since some polyps and colorectal region cancers can bleed intermittently or not at all. Additionally, blood may not be uniformly distributed in fecal samples. Colorectal polyps at an early stage may not bleed.
4. Urine and excessive dilution of sample with water from toilet bowl may cause erroneous test results. The use of a receptacle is recommended.
5. Feces specimens should not collect during the menstrual period and not three day before or afterwards, at bleeding due to constipation, bleeding haemorrhoids, or at taking rectally administered medication. It could cause false positive results.
6. This test may be less sensitive for detecting upper g.i. Bleeding because blood degrades as it passes through the g.i. Track.
7. The Fecal Occult Blood Rapid Test Cassette (Feces) is to aid diagnosis and is not intended to replace other diagnostic procedures such as G.I. fibroscope, endoscopy, colonoscopy, or X-ray analysis. Test results should not be deemed conclusive with respect to the presence or absence of gastrointestinal bleeding or pathology. A positive result should be followed up with additional diagnostic procedures to determine the exact cause and source for the occult blood in the feces.

## PERFORMANCE CHARACTERISTICS

### 1. Sensitivity: 99.6%

Fecal Occult Blood Rapid Test Cassette (Feces) can detect the levels of human occult blood as low as 50 ng/mL hemoglobin or 6 µg hemoglobin/g feces.

### 2. Prozone Effect:

It is observed that this FOB test can detect 2 mg/mL hemoglobin.

### 3. Specificity: 99.9%

Fecal Occult Blood Rapid Test Cassette (Feces) is specific to human hemoglobin. Specimen containing the following substances at the standard concentration was tested on both positive and negative controls and showed no effects on test results at standards concentration.


Substances	Concentrations (Diluted with the extraction buffer)
Beef hemoglobin	2 mg/mL
Chicken hemoglobin	0.5 mg/mL
Pig hemoglobin	0.5 mg/mL
Goat hemoglobin	0.5 mg/mL
Horse hemoglobin	20 mg/mL
Rabbit hemoglobin	0.06 mg/mL


## REFERENCES

1. Simon J.B. Occult Blood Screening for Colorectal Carcinoma: A Critical Review, Gastroenterology, Vol. 1985;88:820.
2. Blebea J. and Nepherson RA. False-Positive Guaiac Testing With Iodine, Arch Pathol Lab Med, 1985;109:437-40.

## INDEX OF SYMBOLS

	Consult instructions for use		Tests per kit		Authorized Representative
	For <i>in vitro</i> diagnostic use only		Use by		Do not reuse
	Store between 2~30°C		Lot Number		Catalog#

 Zhejiang Orient Gene Biotech Co.,Ltd  
Address: 3787#, East Yangguang Avenue, Dipu Street,  
Anji 313300, Huzhou, Zhejiang, China  
Tel: +86-572-5226111 Fax: +86-572-5226222  
Website: www.orientgene.com

 Shanghai International Holding Corp. GmbH (Europe)  
Add: Eiffestrasse 80, 20537 Hamburg, Germany

 GEFOB-602b

# Giardia lamblia Antigen Rapid Test Cassette (Feces)



## INTENDED USE

The Giardia lamblia Antigen Rapid Test Cassette (Feces) is a rapid visual immunoassay for the qualitative, presumptive detection of Giardia lamblia in human fecal specimens, as a screening test and as an aid in the diagnosis of Giardia lamblia infection.

## INTRODUCTION

Giardiasis is a diarrhoeal illness seen throughout the world. It is caused by a flagellate protozoan parasite, Giardia intestinalis, also known as G. lamblia and G. duodenalis. Giardia is a common cause of gastrointestinal disturbance in both high- and low-income countries. The incidence of Giardia is generally higher in low-income countries (e.g. many countries of Africa, Asia, and South and Central America) where access to clean water and basic sanitation is lacking. Nearly all children in this setting will acquire Giardia at some point in their childhood, and the prevalence of the parasite in young children can be as high as 10%-30%. In areas such as Western Europe and the United States of America, Giardia infection is associated with ingestion of contaminated water, person-to-person spread, recent foreign travel, and recreational swimming. Giardia may be a cause of 2%-5% of cases of diarrhoea in high-income countries.

The diagnosis of G. lamblia is carried out under microscopy after flotation on zinc sulphate or by direct or indirect immunofluorescence, on non-concentrated samples displayed on a slide. More and more ELISA methods are also now available for the specific detection of cysts and/or trophozoites. Detection of this parasite in surface or distribution water can be undertaken by PCR type techniques.

The Giardia lamblia Antigen Rapid Test Cassette (Feces) is a rapid test to qualitatively detect Giardia lamblia antigen in human feces. The test uses double antibody-sandwich assay to selectively detect as low as 2ng/mL of Giardia lamblia antigen.

## PRINCIPLE

The Giardia lamblia Antigen Rapid Test Cassette (Feces) is a qualitative lateral flow immunoassay for the detection of Giardia lamblia antigen in human feces samples. The membrane is pre-coated with monoclonal antibodies against Giardia lamblia antigens on the test line region. During testing, the sample reacts with the particle coated with anti-Giardia lamblia antibodies, which were pre-dried on the test strip. The mixture moves upward on the membrane by capillary action. If there is sufficient Giardia lamblia antigen in the specimen, a colored band will form at the test region of the membrane. The presence of this colored band indicates a positive result, while its absence indicates a negative result. The appearance of a colored band at the control region serves as a procedural control, indicating that the proper volume of specimen has been added and membrane wicking has occurred. If the control line does not appear, the test result is not valid.

## PRODUCT CONTENTS

The Giardia lamblia Antigen Rapid Test Cassette (Feces) containing Giardia lamblia Antigen-specific antibodies coated particles and Giardia lamblia Antigen-specific antibodies coated on the membrane.

## MATERIALS SUPPLIED

20 Test cassettes      20 Extraction tubes with buffer      1 Package insert

## MATERIAL REQUIRED BUT NOT PROVIDED

Timer

## STORAGE AND STABILITY

The kit can be stored at room temperature or refrigerated (2-30°C). The test Cassette is stable through the expiration date printed on the sealed pouch. The test Cassette must remain in the sealed pouch until use. DO NOT FREEZE. Do not use beyond the expiration date.

## WARNINGS AND PRECAUTIONS

1. For professional *in vitro* diagnostic use only.
2. Do not use after the expiration date indicated on the package. Do not use the test if the foil pouch is damaged.
3. Test is for single use only. Do not re-use under any circumstances.
4. Avoid cross-contamination of specimens by using a new extraction tube for each specimen obtained.
5. Read the entire procedure carefully prior to testing.
6. Do not eat, drink or smoke in any area where specimens and kits are handled.
7. Handle all specimens as if they contain infectious agents. Observe established precautions against microbiological hazards throughout the procedure and follow standard procedures for the proper disposal of specimens. Wear protective

8. clothing such as laboratory coats, disposable gloves and eye protection when specimens are assayed.
9. Do not interchange or mix reagents from different lots. Do not mix solution bottle caps.
10. Humidity and temperature can adversely affect results.
11. Do not perform the test in a room with strong air flow, ie. electric fan or strong air-conditioning.

## SPECIMEN COLLECTION AND STORAGE

- The Giardia lamblia Antigen Rapid Test Cassette (Feces) is intended for use with human fecal specimens only.
- Antigen detection is improved by collecting the specimens at the onset of symptoms. It has been reported that the maximum excretion of Giardia lamblia in the feces of patients with gastroenteritis occurs 3-5 days after onset of symptoms. If the specimens are collected long after the onset of diarrheic symptoms, the quantity of antigen may not be sufficient to obtain a positive result or the antigens detected may not be linked to the diarrheic episode.
- Perform testing immediately after specimen collection. Do not leave specimens at room temperature for prolonged periods. Specimens may be stored at 2-8°C for up to 48 hours or -20°C for longer periods of time.
- Bring specimens to room temperature prior to testing.
- If specimens are to be shipped, pack them in compliance with all applicable regulations for transportation of etiological agents.

## SPECIMEN PREPARATION PROCEDURE

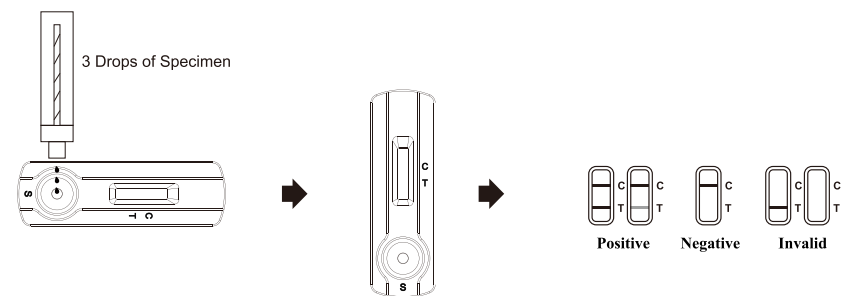
Consider any materials of human origin as infectious and handle them using standard biosafety procedures.

1. Collect a random sample of feces in a clean, dry receptacle. Best results will be obtained if the assay is performed within 6 hours after collection.
2. **For solid specimens:** Unscrew and remove the dilution tube applicator. Be careful not to spill or spatter solution from the tube. Collect specimens by inserting the applicator stick into at least 5 different sites of the feces to collect approximately 50 mg of feces (equivalent to 1/4 of a pea).  
**For liquid specimens:** Hold the pipette vertically, aspirate fecal specimens, and then transfer 3 drops (approximately 80 µL) into the specimen collection tube containing the extraction buffer.
3. Replace the stick in the tube and tighten securely.
4. Shake the specimen collection tube vigorously to mix the specimen and the extraction buffer. Specimens prepared in the specimen collection tube may be stored for 6 months at -20°C if not tested within 1 hour after preparation.

## TEST PROCEDURE

**Bring tests, specimens, reagents and/or controls to room temperature (15-30°C) prior to testing.**

1. Remove the test from the sealed pouch and place it on a clean, level surface. Label the device with patient or control identification. For best results, the assay should be performed immediately after opening the foil pouch.
2. Holding the sample collection device upright, carefully break off the tip of collection device.
3. Squeeze 3 drops (~90 µL) of the sample solution in the sample well of the device and start the timer.
4. Wait for the colored line(s) to appear. Read results in 10 minutes. Do not interpret the result after 10 minutes.



## INTERPRETATION OF RESULTS

(Please refer to the illustration above)

**Positive:** Two lines appear. One colored line should be in the control line region (C) and another apparent colored line should be in the test line region (T).

**Negative:** One colored line appears in the control line region (C). No line appears in the test line region (T).

**Invalid:** Control line fails to appear. Insufficient specimen volume or incorrect procedural techniques are the most likely reasons for control line failure. Review the procedure and repeat the test with a new test Cassette. If the problem persists, discontinue using the test kit immediately and contact your local distributor.

## QUALITY CONTROL

A procedural control is included in the test. A red line appearing in the control region (C) is the internal procedural control. It confirms sufficient specimen volume and correct procedural technique. Control standards are not supplied with this test. However, it is recommended that positive and negative controls are sourced from a local competent authority and tested as a good laboratory practice, to confirm the test procedure and verify the test performance.

## LIMITATIONS

1. The Giardia lamblia Antigen Rapid Test Cassette (Feces) will only indicate the presence of parasites in the specimen (qualitative detection) and should be used for the detection of Giardia antigens in faces specimens only. Neither the quantitative value nor the rate of increase in antigen concentration can be determined by this test.
2. An excess of sample could cause wrong results (brown bands appear). Dilute the sample with the buffer and repeat the test.
3. Do not use specimens treated with solutions containing formaldehyde or its derivatives.
4. If the test result is negative and clinical symptoms persist, additional testing using other clinical methods is recommended. A negative result does not at any time preclude the possibility of giardiasis.
5. After one week of infection, the number of parasites in faces is decreasing, making the sample less reactive. Stool samples should be collected within one week of the onset of symptoms.
6. As with all diagnostic tests, a definitive clinical diagnosis should not be based on the results of a single test, but should only be made by the physician after all clinical and laboratory findings have been evaluated.

## PERFORMANCE CHARACTERISTICS

### 1. Clinical Sensitivity, Specificity and Accuracy

The Giardia lamblia Antigen Rapid Test Cassette (Feces) has been evaluated with specimens obtained from patients. ELISA method was used as the reference method. The results show that the Giardia lamblia Antigen Rapid Test Cassette (Feces) has a high overall relative accuracy.

**Table 1: The Giardia lamblia Antigen Rapid Test vs ELISA**

Method	ELISA		Total Results
	Positive	Negative	
Giardia lamblia Rapid Test Cassette	59	2	61
	2	185	187
Total Results	61	187	248

Relative Sensitivity: 96.7%

Relative Specificity: 98.9%

Accuracy: 98.4%

### 1. Analytical Sensitivity

The Giardia lamblia Antigen Rapid Test Cassette (Feces) was determined by testing serial dilutions of recombinant antigen.

The Giardia lamblia Antigen Rapid Test Cassette (Feces) can detect the levels of Giardia lamblia recombinant antigen as low as 2 ng/mL.

### 2. Cross-Reactivity

Cross-reactivity to samples positive for the following pathogens was tested and found to be negative: *Salmonella typhimurium*, *Coronavirus*, *Entamoeba histolytica*, *Entamoeba dispar*, several *E. coli* strains (including *E. coli* O157:H7 and *E. coli* c600-933W), *Rotavirus*, *Adenovirus*, *Cryptosporidium parvum*, *E. coli* F5, *Salmonella enteritidis*.

## REFERENCE

1. Johnston S.P. et al. 2003. Evaluation of three commercial assays for detection of giardia and cryptosporidium organisms in fecal specimens. Journal of Clinical Microbiology, Feb. 2003, p.623-626.
2. Garcia L. et al. 2000. Detection of Giardia lamblia and Cryptosporidium parvum antigens in human fecal specimens using the ColorPac combination rapid solid-phase qualitative immunochromatographic assay. Journal of Clinical Microbiology, Mar.2000, p.1267-1268.
3. William E. Aldeen et al. 1998. Comparison of nine commercially available enzyme-linked immunosorbent assays for detection of Giardia lamblia in fecal specimens. Journal of Clinical Microbiology, May 1998, p. 1338-1340.
4. Dylan R. Pillai and Kevin C. Kain. 1999. Immunochromatographic Stip-based detection of Entamoeba histolytica-E dispar and Giardia lamblia coproantigen. Journal of Clinical Microbiology, sept 1999, p.3017-3019.
5. Henry H. Stibbs et al. 1988. Enzyme Immunoassay for detection of Giardia lamblia cyst antigens in formalin-fixed and unfixed human stool. Journal of Clinical Microbiology, sept.1988, p.1665-1669.
6. McIver C.J. et al. 2001. Diagnosis of enteric pathogens in children with gastroenteritis. Pathology 2001 Aug ;33(3): 353-8.
7. R.C. Andrew Thompson. 2000. Giardiasis as a re-emerging infectious disease and its zoonotic potential. International Journal for parasitology, 2000, 30 : 1259-12678.
8. MS Wolfe. 1992. Giardiasis. Clinical Microbiology Review, 1992, Vol5: 93-100.

9. D. Van Kerkhoven, M. Lonti , J. Verhaegen and V. Iagrou: Evaluation of the giardia-strips: an in-vitro immunochromatographic test for the detection of Giardia lamblia cyst in faecal specimen.

## INDEX OF SYMBOLS

	Consult instructions for use		Tests per kit		Authorized Representative
	For <i>in vitro</i> diagnostic use only		Use by		Do not reuse
	Store between 2~30�C		Lot Number		Catalog#



Zhejiang Orient Gene Biotech Co.,Ltd  
Address: 3787#, East Yangguang Avenue, Dipu Street,  
Anji 313300, Huzhou, Zhejiang, China  
Tel: +86-572-5226111 Fax: +86-572-5226222  
Website: www.orientgene.com



CMC Medical Devices & Drugs S.L  
C/Horacio Lengo N  18 CP 29006, M laga-Spain  
Tel: +34951214054 Fax: +34952330100  
Email-info@cmcmedicaldevices.com



GCGIA-602a



# H. pylori Ag Rapid Test Cassette (Feces)



## INTENDED USE

H. pylori Ag Rapid Test Cassette (Feces) is a sandwich lateral flow chromatographic immunoassay for the qualitative detection of H. Pylori antigen in feces. It is for professional *in vitro* diagnostic use only.

## INTRODUCTION

H. Pylori is associated with a variety of gastrointestinal diseases included non-ulcer dyspepsia, duodenal and gastric ulcer and active, chronic gastritis.<sup>1,2</sup> The prevalence of H. pylori infection could exceed 90% in patients with signs and symptoms of gastrointestinal diseases. Recent studies indicate an association of H. Pylori infection with stomach cancer.<sup>3</sup> H. Pylori colonizing in the gastrointestinal system elicits specific antibody responses<sup>4,5,6</sup> which aids in the diagnosis of H. Pylori infection and in monitoring the prognosis of the treatment of H. Pylori related diseases. Antibiotics in combination with bismuth compounds have been shown to be effective in treating active H. Pylori infection. Successful eradication of H. pylori is associated with clinical improvement in patients with gastrointestinal diseases providing a further evidence.<sup>7</sup>

## PRINCIPLE

H. pylori Ag Rapid Test Cassette (Feces) is a lateral flow chromatographic immunoassay based on the principle of the double antibody-sandwich technique. The test cassette consists of: 1) a burgundy colored conjugate pad containing H. Pylori antibodies conjugated with color particles (H. Pylori conjugates). 2) a nitrocellulose membrane strip containing a test band (T band) and a control band (C band). The T band is pre-coated with non-conjugated H. Pylori antibodies.

When an adequate volume of test specimen is dispensed into the sample well of the cassette, the specimen migrates by capillary action across the cassette. The antigen of H. Pylori if present in the specimen will bind to the H. Pylori antibodies conjugates. The immunocomplex is then captured on the membrane by the pre-coated H. Pylori antibodies, forming a burgundy colored T band, indicating a H. Pylori antigen positive test result. To serve as a procedural control, a colored line will always appear in the control line region indicating that proper volume of specimen has been added and membrane wicking has occurred. Otherwise, the test result is invalid and the specimen must be retested with another device.

## PRODUCT CONTENTS

H. pylori Ag Rapid Test Cassette (Feces) containing anti- H. pylori antibodies particles and anti-H. pylori antibodies coated on the membrane.

## MATERIALS SUPPLIED

20 Sealed pouches each containing a test cassette and a desiccant  
20 Specimen collection tubes with extraction buffer, 2.0 mL  
1 Package insert

## MATERIAL REQUIRED BUT NOT PROVIDED

1. Clock or timer
2. Specimen collection containers.

## STORAGE AND STABILITY

All reagents are ready to use as supplied. Store unused test device unopened at 2°C-30°C. If stored at 2°C-8°C, ensure that the test device is brought to room temperature before opening. The test is not stable out off the expiration date printed on the sealed pouch. Do not freeze the kit or expose the kit over 30°C.

## WARNINGS AND PRECAUTIONS

1. For professional *in vitro* diagnostic use only.
2. Do not use it if the tube/pouch is damaged or broken.
3. Test is for single use only. Do not re- use under any circumstances.
4. Handle all specimens as if they contain infectious agents. Observe established standard procedure for proper disposal of specimens
5. Wear protective clothing such as laboratory coats, disposable gloves and eye protection when specimens are assay.
6. Humidity and temperature can adversely affect results

## SPECIMEN COLLECTION

Collect sufficient quantity of feces (1-2 mL or 1-2 g) in a clean, dry specimen collection container to obtain maximum antigens (if present). Best results will be obtained if the assay is performed within 6 hours after collection. Specimen collected may be stored for 3 days at 2-8°C if not tested within 6 hours. For long term storage, specimens should be kept below -20°C.

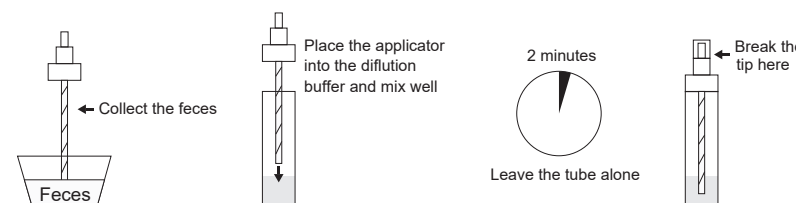
To process fecal specimens:

• For Solid Specimens:

Unscrew the cap of the specimen collection tube, then randomly stab the specimen collection applicator into the fecal specimen in at least 3 different sites to collect approximately 50 mg of feces (equivalent to 1/4 of a pea). Do not scoop the fecal specimen.

• For Liquid Specimens:

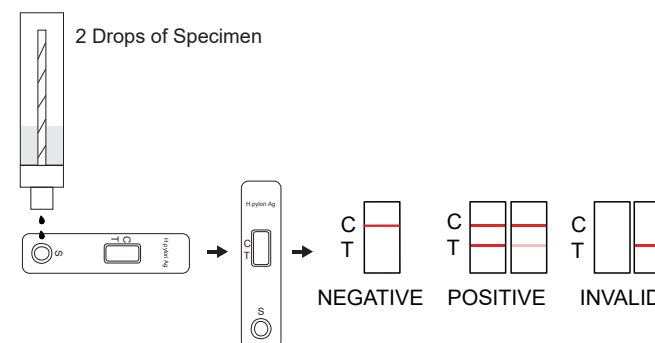
Hold the dropper vertically, aspirate fecal specimens, and then transfer 2 drops (approximately 80 µL) into the specimen collection tube containing the dilution buffer. Screw on and tighten the cap onto the specimen collection tube, then shake the specimen collection tube vigorously to mix the specimen and the dilution buffer. Leave the tube alone for 2 minutes.



## TEST PROCEDURE

1. Remove the test device from its foil pouch by tearing along the notch and use it as soon as possible.
2. Specimen collection. See also specimen collection.
3. Holding the sample collection device upright, carefully break off the tip of collection device.
4. Squeeze 2 drops (~80 µL) of the sample solution in the sample well of the cassette, as in the illustration.
5. Read the test results in 10 minutes. It is important that the background is clear before the result is read. Do not read results after 10 minutes. To avoid confusion, discard the test device after interpreting the result.

## INTERPRETATION OF RESULTS



# H. pylori Ag Rapid Test Cassette (Feces)

Positive: Two lines appear. One colored line should be in the control line region (C) and another apparent colored line should be in the test line region (T).

Negative: One colored line appears in the control line region(C). No line appears in the test line region (T).

Invalid: Control line fails to appear.

## QUALITY CONTROL

A procedural control is included in the test. A colored line appearing in the control line region (C) is an internal procedural control. It confirms sufficient specimen volume, adequate membrane wicking and correct procedural technique.

Control standards are not supplied with this kit; however, it is recommended that positive and negative controls be tested as a good laboratory practice to confirm the test procedure and to verify proper test performance.

## LIMITATIONS

1. The Assay Procedure and the Assay Result Interpretation must be followed closely when testing the presence of H. Pylori antigen in feces from individual subjects. Failure to follow the procedure may give inaccurate results.

2. H. pylori Ag Rapid Test Cassette (Feces) is limited to the qualitative detection of H. Pylori antigen in feces. The intensity of the test band does not have linear correlation with the antigen titer in the specimen.

3. A negative result for an individual subject indicates absence of detectable H. Pylori antigen. However, a negative test result does not preclude the possibility of exposure to or infection with H. Pylori.

4. A negative result can occur if the quantity of the H. Pylori antigen present in the specimen is below the detection limits of the assay, or the antigen that are detected are not present during the stage of disease in which a sample is collected.

5. The results obtained with this test should only be interpreted in conjunction with other diagnostic procedures and clinical findings.

## PERFORMANCE CHARACTERISTICS

A study was performed with 165 patient feces samples including both symptomatic gastrointestinal disorders and samples from non-symptomatic patients and 100 normal feces samples.Comparison for all subjects with H. pylori Ag Rapid Test Cassette (Feces) and reference ELISA kit is showed in the following table:

Method		EIA		Total Results
H.P Test Cassette	Results	Positive	Negative	
	Positive	163	0	163
	Negative	2	100	102
Total Results		165	100	265

Relative sensitivity: 98.8%

Relative specificity: 100%

Accuracy:98.9%

## REFERENCE

1. Marshall,B.J.et.al. Pyloric Campylobacter infection and gastroduodenal disease. Med. J. Australia.149:439-44, 1985.

2. Marshall,B.J.et.al. Prospective double-blind trial of duodenal ulcer relapse after eradication of Campylobacter pylori. Lancet. Dec.1437-42,1988.

3. Megraud,F.et.al. Seroepidemiology of Campylobacter pylori infection in virious populations J.Clin.Microbiology. 27:1870-3,1989.

4. Soll,A.H. Pathogenesis of peptic ulcer and implications for therapy. New England J. Med.322:909-916,1990.

5. Parsonnet,J.et.al. Helicobacter pylori infection and the risk of gastric carcinoma. New England J.Med. 325:1127-31,1991.

6. Ansong,R. et.al. Evaluation of techniques for isolation, subcultivation and preservation of Helicobacter pylori. J.Clin.Micro. 29:51-53,1991.

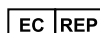
7. Pronovost,A.P.et.al. Evaluation of a new immunodiagnostic assay for Helicobacter pylori antibody detection: Correlation with histopathological and microbiological results. J.Clin.Microbiol.32:46-50,1994.

## INDEX OF SYMBOLS

	Consult instructions for use		Tests per kit		Authorized Representative
	For <i>in vitro</i> diagnostic use only		Use by		Do not reuse
	Store between 2~30°C		Lot Number		Catalog#



Zhejiang Orient Gene Biotech Co.,Ltd  
Address: 3787#, East Yangguang Avenue, Dipu Street,  
Anji 313300, Huzhou, Zhejiang, China.  
TEL: +86-572-5226111 FAX: +86-572-5226222  
Website: www.orientgene.com



Shanghai International Holding Corp. GmbH (Europe)  
Add: Eiffestrasse 80, 20537 Hamburg, Germany



GCHP-602a

Revision Date: 2022-03-08  
B20435-03

# Malaria P.f./P.v. Ag Rapid Test Cassette (Whole Blood)



## INTENDED USE

The Malaria P.f./P.v. Ag Rapid Test Cassette (Whole Blood) is a rapid lateral flow chromatographic immunoassay for the simultaneous detection and differentiation of Malaria P.falciparum specific histidine rich protein-2 (Pf HRP-II) and Malaria P.vivax specific lactate dehydrogenase (Pv-LDH) in human blood specimen as an aid in the diagnosis of Malaria infection. It is for *In-Vitro* Diagnostic use only.

## INTRODUCTION

Malaria is a serious, sometimes fatal, parasitic disease characterized by fever, chills, and anemia and is caused by a parasite that is transmitted from one human to another by the bite of infected Anopheles mosquitoes. There are four kinds of malaria that can infect humans: Plasmodium falciparum, P. vivax, P. ovale, and P. malariae. In humans, the parasites (called sporozoites) migrate to the liver where they mature and release another form, the merozoites. The disease now occurs in more than 90 countries worldwide, and it is estimated that there are over 500 million clinical cases and 2.7 million malaria-caused deaths per year. At the present, malaria is diagnosed by looking for the parasites in a drop of blood. Blood will be put onto a microscope slide and stained so that the parasites will be visible under a microscope.

## PRINCIPLE

The Malaria P.f./P.v. Ag Rapid Test Cassette (Whole Blood) contains a membrane, which is precoated with mouse monoclonal antibodies specific to HRP-II of P. falciparum on test line Pf region and with mouse monoclonal antibodies specific to lactate dehydrogenase of P. vivax species on test line Pv region respectively. Conjugate pad is dispensed with monoclonal antibodies conjugated to colloidal gold, which are specific to P. falciparum histidine rich protein-2 (Pf HRP-II) and specific to the lactate dehydrogenase of P. vivax.

During the assay, an adequate volume of the blood specimen is dispensed into the sample well (S) of the test cassette, a lysis buffer is added to the buffer well (B). The buffer contains a detergent that lyses the red blood cells and releases various antigens, which migrate by capillary action across the strip held in the cassette. Pv-LDH if presents in the specimen will bind to the Pv-LDH-gold conjugates. The immunocomplex is then captured on the membrane by the pre-coated anti-Pv-LDH antibody, forming a burgundy colored Pv band, indicating a Pv positive test result.

Alternatively, pHRP-II if presents in the specimen will bind to the pHRP-II-gold conjugates. The immunocomplex is then captured on the membrane by the pre-coated anti-pHRP-II antibodies, forming a burgundy colored Pf band, indicating a Pf positive test result.

Absence of any T bands suggests a negative result. The test contains an internal control (C band) which should exhibit a burgundy colored band of the immunocomplex of goat anti- mouse IgG I mouse IgG (anti-Pv-LDH and anti-pHRP-II)-gold conjugates regardless of the color development on any of the T bands. Otherwise, the test result is invalid and the specimen must be retested with another device.

## MATERIALS SUPPLIED

25 Sealed pouches each containing a test cassette, a dropper and a desiccant  
1 Buffer, 7.0 mL  
1 Package insert

## MATERIAL REQUIRED BUT NOT PROVIDED

1. Clock or timer
2. Collection by venipuncture: collection tube (containing EDTA, citrate or heparin)
3. Collection using a lancet: sterile lancet

## STORAGE AND STABILITY

All reagents are ready to use as supplied. Store unused test device unopened, preferably at 2°C-30°C. Do not expose the kit over 30°C. Do not freeze the kit. Ensure that the test device is brought to room temperature before opening. The test device is stable through the expiration date printed on the sealed pouch if it is stored at 2°C-30°C.

## WARNINGS AND PRECAUTIONS

1. For professional *in vitro* diagnostic use only. Do not use after expiration date.
2. The instruction must be followed exactly to get accurate results. Failure to follow the insert gives inaccurate test results.
3. Do not eat, drink or smoke in the area where the specimens or kits are handled.
4. Handle all specimens as if they contain infectious agents. Observe established precautions against microbiological hazards throughout testing and follow the standard procedures for proper disposal of specimens.

5. Hemolized blood may be used for the testing, but do not take precipitants.
6. Wear protective clothing such as laboratory coats, disposable gloves and eye protection when specimens are being tested.
7. Humidity and temperature can adversely affect results.
8. Do not perform the test in a room with strong air flow, ie. an electric fan or strong airconditioning.

## SPECIMEN COLLECTION

### Collection by venipuncture:

- 1) Collect whole blood into a collection tube (containing EDTA, citrate or heparin) by venipuncture.
- 2) If specimens are not immediately tested, they should be refrigerated at 2-8°C. For storage periods greater than three days, freezing is recommended. They should be brought to room temperature prior to use. Using the specimen after long-term storage of more than three days can cause non-specific reaction.
- 3) When stored at 2-8°C, the whole blood sample should be used within three days.

### Collection using a lancet:

- 1) Clean the area to be lanced with an alcohol swab.
- 2) Squeeze the end of the fingertip and pierce with a sterile lancet.
- 3) Wipe away the first drop of blood with sterile gauze or cotton.
- 4) Using the dropper provided, while gently squeezing the tube, immerse the open end in the blood drop and then gently release the pressure to draw blood into the dropper.

## TEST PROCEDURE

**Allow the test device, specimen, buffer, and/or controls to equilibrate to room temperature (15-30°C) prior to testing.**

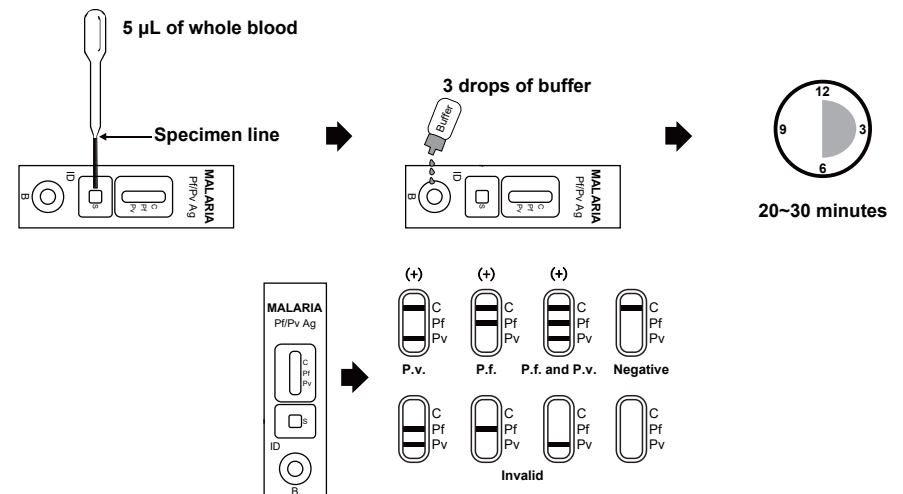
1. Remove the test cassette from the foil pouch and use it as soon as possible. Best results will be obtained if the assay is performed within one hour.
2. Place the test cassette on a clean and level surface. Be sure to label the device with specimen's ID number.
3. With a 5 µL mini plastic dropper provided, draw whole blood specimen to exceed the specimen line as showed in the following image and then transfer drawn whole blood into the sample well (S). Then add 3 drops (about 120 µL) of Lysis Buffer to the buffer well (B) immediately.

*Note: Practice a few times prior to testing if you are not familiar with the mini dropper. For better precision, transfer specimen by pipette capable to deliver 5 µL of volume.*

4. Set up timer.

If preferred, after 5 minutes of adding specimen and buffer, you may add one more drop of Lysis Buffer to help the background become clearer.

5. Results can be read in 20 to 30 minutes. It may take more than 20 minutes to have the background become clearer. Don't read results after 30 minutes. To avoid confusion, discard the test cassette after interpreting the result.



# Malaria P.f./P.v. Ag Rapid Test Cassette (Whole Blood)

## INTERPRETATION OF RESULTS

(Please refer to the illustration above)

### POSITIVE:

**P.f Positive:** One line appears in the control region, and one line appears in P.f. line region.

**P.v Positive:** One line appears in the control region and one line appears in Pv line region.

**P.f and P.v Positive:** One line appears in the control region, one line appears in Pv line region and one line appears in P.f. line region.

**NEGATIVE:** Only one colored line appears in the control region.

**INVALID:** Control line fails to appear. Insufficient specimen volume or incorrect procedural techniques are the most likely reasons for control line failure. Review the procedure and repeat the test with a new test device. If the problem persists, discontinue using the test kit immediately and contact your local distributor.

## QUALITY CONTROL

Internal procedural controls are included in the test. A colored line appearing in the control region (C) is an internal procedural control. It confirms sufficient specimen volume and correct procedural technique. Control standards are not supplied with this kit; however, it is recommended that positive and negative controls be tested as a good laboratory practice to confirm the test procedure and to verify proper test performance.

## LIMITATIONS

1. The Malaria P.f./P.v. Ag Rapid Test Cassette (Whole Blood) is for *in vitro* diagnostic use only. This test should be used for the detection of P.f and P.v antigens in whole blood specimens only. Neither the quantitative value nor the rate of increase in P.f and P.v concentration can be determined by this qualitative test.
2. The Malaria P.f./P.v. Ag Rapid Test Cassette (Whole Blood) will only indicate the presence of antigens of P.f and / or P.v in the specimen and should not be used as the sole criterion for the diagnosis of malaria infection.
3. As known relevant interference, haemolytic samples, rheumatoid factors-contained samples and lipaemic, icteric samples can lead to impair the test results.
4. The test is limited to the detection of antigen to Malaria Plasmodium sp. Although the test is very accurate in detecting HRP-II specific to P.f or pLDH specific to P.v, a low incidence of false results can occur. Other clinically available tests are required if questionable results are obtained.
5. If the test result is negative and clinical symptoms persist, additional testing using other clinical methods is recommended. A negative result does not at any time preclude the possibility of malaria infection.
6. As with all diagnostic tests, a definitive clinical diagnosis should not be based on the results of a single test, but should only be made by the physician after all clinical and laboratory findings have been evaluated.

## PERFORMANCE CHARACTERISTICS

### 1. Clinical Performance for P.f Ag test:

A total of 352 samples from susceptible subjects were tested by the Malaria P.f./P.v. Ag Rapid Test Cassette (Whole Blood) and by thick blood smear test.

Method		Smear Test		Total Results
Malaria Pf/Pv Ag Rapid Test	Results	Positive	Negative	
	Positive	50	4	54
	Negative	0	298	298
Total Results		50	302	352

Relative Sensitivity: 100%

Relative Specificity: 98.7%

Overall Agreement: 98.9%

### 2. Clinical Performance for P.v Ag test:

A total of 289 samples from susceptible subjects were tested by the Malaria P.f./P.v. Ag Rapid Test Cassette (Whole Blood) and by thick blood smear test.

Method		Smear Test		Total Results
Malaria Pf/Pv Ag Rapid Test	Results	Positive	Negative	
	Positive	63	3	66
	Negative	0	223	223
Total Results		63	226	289

Relative Sensitivity: 100%

Relative Specificity: 98.7%

Overall Agreement: 99.0%

**3. Precision:** Within-run and between-run have been determined by the testing 10 replicates of four specimens: a negative, a low positive, a medium positive and a strong positive. All values were correctly identified 100% of the time.

**4. Interference:** To evaluate the interference of Malaria P.f./P.v. Ag Rapid Test Cassette (Whole Blood) with known relevant interfering specimens, the haemolytic samples, rheumatoid factors-contained samples and lipaemic, icteric samples were investigated. In these studies, those specimens did not interfere with the Malaria P.f./P.v. Ag Rapid Test Cassette (Whole Blood).

## REFERENCE

1. Leonard K. Basco, Frederique Marquet, Michael M. Makler, and Jacques Le Bras.: Plasmodium falciparum and Plasmodium vivax: Lactate Dehydrogenase Activity and its Application for *in vitro* Drug Susceptibility Assay. Experimental Parasitology 80, 260-271 (1995)
2. David L. Vander Jagt, Lucy A. Hunsaker and John E. Heidrich : Partial Purification and Characterization of Lactate Dehydrogenase from Plasmodium falciparum. Molecular and Biochemical Parasitology, 4 (1981) 255-264
3. David J. Bzik, Barbara A. Fox and Kenneth Gonyer : Expression of Plasmodium falciparum lactate dehydrogenase in Escherichia coli Molecular and Biochemical Parasitology, 59(1993) 155-166
4. Histidine-Rich Protein II: a Novel Approach to Malaria Drug Sensitivity Testing ANTIMICROBIAL AGENTS AND CHEMOTHERAPY, June 2002, p. 1658©1664 Vol. 46, No. 6

## INDEX OF SYMBOLS

	Consult instructions for use		Tests per kit		Authorized Representative
	For <i>in vitro</i> diagnostic use only		Use by		Do not reuse
	Store between 2~30°C		Lot Number		Catalog#

 Zhejiang Orient Gene Biotech Co., Ltd  
Address: 3787#, East Yangguang Avenue, Dipu Street,  
Anji 313300, Huzhou, Zhejiang, China  
Tel: +86-572-5226111 Fax: +86-572-5226222  
Website: www.orientgene.com

 QARAD BV  
Cipalstraat 3, 2440 Geel BELGIUM

 GCMAL(pf/pv)-402a

Revision Date: 2022-09-26  
B20885-03



# Troponin I

## Troponin I Rapid Test Cassette (Whole Blood/Serum/Plasma)

### Package Insert

A rapid visual immunoassay for the qualitative presumptive detection of cardiac Troponin I in human whole blood, serum, or plasma specimens.  
For professional *in vitro* diagnostic use only.

#### INTENDED USE

The Troponin I Rapid Test Cassette (Whole Blood/Serum/Plasma) is a rapid visual immunoassay for the qualitative presumptive detection of cardiac Troponin I in human whole blood, serum, or plasma specimens. This kit is intended to be used as an aid in the diagnosis of myocardial infarction (MI).

#### SUMMARY

Cardiac Troponin I (cTnI) is a protein found in cardiac muscle with a molecular weight of 22.5 kDa.<sup>1</sup> Troponin I is part of a three subunit complex comprising of Troponin T and Troponin C. Along with tropomyosin, this structural complex forms the main component that regulates the calcium sensitive ATPase activity of actomyosin in striated skeletal and cardiac muscle.<sup>2</sup> After cardiac injury occurs, Troponin I is released into the blood 4-6 hours after the onset of pain. The release pattern of cTnI is similar to CK-MB, but while CK-MB levels return to normal after 72 hours, Troponin I remains elevated for 6-10 days, thus providing for a longer window of detection for cardiac injury. The high specificity of cTnI measurements for the identification of myocardial damage has been demonstrated in conditions such as the perioperative period, after marathon runs, and blunt chest trauma.<sup>3</sup> cTnI release has also been documented in cardiac conditions other than acute myocardial infarction (AMI) such as unstable angina, congestive heart failure, and ischemic damage due to coronary artery bypass surgery.<sup>4</sup> Because of its high specificity and sensitivity in the myocardial tissue, Troponin I has recently become the most preferred biomarker for myocardial infarction.<sup>5</sup>

#### PRINCIPLE

The Troponin I Rapid Test Cassette (Whole Blood/Serum/Plasma) has been designed to detect cardiac Troponin I through visual interpretation of color development in the strip. The membrane was immobilized with anti-cTnI antibodies on the test region. During the test, the specimen is allowed to react with colored anti-cTnI antibodies colloidal gold conjugates, which were precoated on the sample pad of the test. The mixture then moves on the membrane by a capillary action, and interact with reagents on the membrane. If there were enough cTnI in specimens, a colored band will form at the test region of the membrane.

Presence of this colored band indicates a positive result, while its absence indicates a negative result. Appearance of a colored band at the control region serves as a procedural control. This indicates that proper volume of specimen has been added and membrane wicking has occurred.

#### PRECAUTIONS

1. For professional *in vitro* diagnostic use only.
2. Warning: the reagents in this kit contain sodium azide which may react with lead or copper plumbing to form potentially explosive metal azides. When disposing of such reagents, always flush with large volumes of water to prevent azide build-up.
3. Do not use it if the tube/pouch is damaged or broken.
4. Test is for single use only. Do not re-use under any circumstances.
5. Handle all specimens as if they contain infectious agents. Observe established standard procedure for proper disposal of specimens
6. Wear protective clothing such as laboratory coats, disposable gloves and eye protection when specimens are assayed.
7. Humidity and temperature can adversely affect results.

#### STORAGE AND STABILITY

All reagents are ready to use as supplied. Store unused test device unopened at 2°C-30°C. If stored at 2°C-8°C, ensure that the test device is brought to room temperature before opening. The test is not stable out off the expiration date printed on the sealed pouch. Do not freeze the kit or expose the kit over 30°C.

#### SPECIMEN COLLECTION AND PREPARATION

- The Troponin I Rapid Test Cassette (Whole Blood/Serum/Plasma) is intended only for use with human whole blood, serum, or plasma specimens.
- Only clear, non-hemolyzed specimens are recommended for use with this test.
- Serum or plasma should be separated with soonest possible opportunity to avoid hemolysis.
- Perform the testing immediately after the specimen collection. Do not leave the specimens at room temperature for prolonged periods. Specimens may be stored at 2-8°C for up to 3 days. For long term storage, specimens should be kept below -20°C.
- Bring specimens to room temperature prior to testing. Frozen specimens must be completely thawed and mixed well prior to testing. Avoid repeated freezing and thawing of specimens.
- Pack the specimens in compliance with applicable regulations for transportation of etiological agents, in case they need to be shipped.
- Icteric, lipemic, hemolyzed, heat treated and contaminated sera may cause erroneous results.
- There is a slight possibility that some whole blood specimens with very high viscosity or which have been stored for more than 2 days may not run properly on the test device. Repeat the test with a serum or plasma specimen from the same patient using a new test device.

#### Materials Provided

1. Test cassettes
2. Disposable Droppers
3. Package insert

#### Materials Required But Not Provided

1. Specimen collection containers
2. Centrifuge (for plasma only)
3. Clock or Timer

#### DIRECTIONS FOR USE

**Allow test device, specimen, buffer and/or controls to equilibrate to room temperature (15-30°C) prior to testing.**

1. Remove the test from its sealed pouch, and place it on a clean, level surface. Label the device with patient or control identification. To obtain a best result, the assay should be performed within one hour.
2. Transfer **2-3 drops of serum or plasma** to the specimen well(S) of the device with a disposable pipette provided in the kit, and then start the timer.

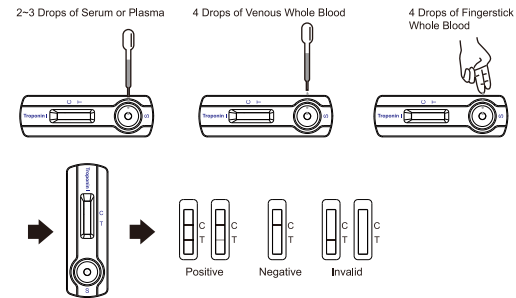
#### OR

Transfer **4 drops of whole blood** specimen to the specimen well(S) of the device with a disposable pipette provided in the kit, and then start the timer.

#### OR

Allow **4 hanging drops of fingerstick whole blood** specimen to fall into the center of the specimen well (S) of the device, and then start the timer. Avoid trapping air bubbles in the specimen well (S), and do not drop any solution in observation window. As the test begins to work, you will see color move across the membrane.

2. Wait for the colored band(s) to appear. The result should be read at 15 minutes. Do not interpret the result after 20 minutes.



#### INTERPRETATION OF RESULTS

(Please refer to the illustration above)

**POSITIVE:** Two colored bands appear on the membrane. One band appears in the control region (C) and another band appears in the test region (T).

**NEGATIVE:** Only one colored band appears in the control region (C). No apparent colored band appears in the test region (T).

**INVALID:** Control band fails to appear. Results from any test which has not produced a control band at the specified reading time must be discarded.

Please review the procedure and repeat with a new test. If the problem persists, discontinue using the kit immediately and contact your local distributor.

**NOTE:** Insufficient specimen volume, incorrect operation procedure, or performing expired tests are the most likely reasons for control band failure.

#### QUALITY CONTROL

Internal procedural controls are included in the test. A colored band appearing in the control region (C) is considered an internal positive procedural control. It confirms sufficient specimen volume and correct procedural technique.

External controls are not supplied with this kit. It is recommended that positive and negative controls be tested as a good laboratory practice to confirm the test procedure and to verify proper test performance.

#### LIMITATIONS

1. The Troponin I Rapid Test Cassette (Whole Blood/Serum/Plasma) is for professional *in vitro* diagnostic use, and should be used for the qualitative detection of cardiac Troponin I only. There is no meaning attributed to linen color intensity or width.
2. The Troponin I Rapid Test Cassette (Whole Blood/Serum/Plasma) will only indicate the presence of Troponin I in the specimen and should not be used as the sole criteria for the diagnosis of tuberculosis.
3. If the test result is negative and clinical symptoms persist, additional testing using other clinical methods is recommended. The test cannot detect less than 0.5 ng/mL of cTnI in specimens. Thus, a negative result does not at anytime rule out the existence of Troponin I in blood, because the antibodies may be absent or below the minimum detection level of the test.
4. Like with all diagnostic tests, a confirmed diagnosis should only be made by a physician after all clinical and laboratory findings have been evaluated.
5. Some specimens containing unusually high titers of heterophile antibodies or rheumatoid factor (RF) may affect expected results. Even if the test results are positive, further clinical evaluation should be considered with other clinical information available to the physician.

#### PERFORMANCE CHARACTERISTICS

**Table: Troponin I Rapid Test vs. EIA**

Method		Troponin I Rapid Test Cassette		Total Results
		Positive	Negative	
EIA	Positive	138	2	140
	Negative	1	315	316
Total Results		139	317	456

Relative Sensitivity: 98.6% (94.9%-99.8%)\*

Overall Agreement: 99.3% (98.1%-99.9%)\*

Relative Specificity: 99.7% (98.3%-99.9%)\*

\*95% Confidence Interval

#### BIBLIOGRAPHY

1. Adams, et al. Biochemical markers of myocardial injury, Immunoassay Circulation 88:750-763, 1993.
2. Mehegan JP, Tobacman LS. Cooperative interaction between troponin molecules bound to the cardiac thin filament. J.Biol.Chem. 266:966, 1991.
3. Adams, et al. Diagnosis of Perioperative myocardial infarction with measurements of cardiac troponin I. N.Eng.J.Med 330:670, 1994.
4. Hossein-Nia M, et al. Cardiac troponin I release in heart transplantation. Ann. Thorac.Surg. 61: 227, 1996.
5. Alpert JS, et al. Myocardial Infarction Redefined, Joint European Society of Cardiology American College of Cardiology: J. Am. Coll. Cardio., 36(3):959, 2000.



## STATEMENT

We, **Rapid Labs Limited** having a registered office at Unit 2 & 2A, Hall Farm Business Centre, Church Road, Little Bentley, Colchester, Essex CO7 8SD, United Kingdom assign SRL Sanmedico, having a registered office at A. Corobceanu street 7A, apt. 9, Chişinău MD-2012, Moldova, as authorized representative in Republic of Moldova.

We declare that the company mentioned above is authorized to register, notify, renew or modify the registration of medical devices on the territory of the Republic of Moldova.

Date: March 5th, 2025

Signature:

*Tracy Wu*

**Rapid Labs**  
Rapid Labs Limited

Unit 2 & 2A, Hall Farm Business Centre,  
Church Road, Little Bentley, Colchester,  
Essex CO7 8SD, United Kingdom



# Certificate of Registration

This certificate has been awarded to

**Rapid Labs Limited**

Unit 2 & 2A Hall Farm, Business Centre, Church Road, Little Bentley, Colchester,  
Essex, CO7 8SD, United Kingdom

in recognition of the organization's Quality Management System which complies with

**ISO 13485:2016**

The scope of activities covered by this certificate is defined below

**Please refer to the Appendix**

Certificate Number **55321/A/0001/UK/En**

A certificate number of 0001, confirms the Client has a single site Certified & the site is their Head Office or Main site in relation to the Certified scope with URS. A certificate number of 0002, or greater (e.g.: xxxx/B/0002/UK/En) refers to a client that has more than one site certified with URS, as such, the following statement shall apply - 'The validity of this certificate depends on the validity of the main certificate'.

Date of Issue of Certification Cycle	Issue Number	Certificate Expiry Date	Certification Cycle
16 October 2024	10	15 October 2027	5
Revision Date	Revision Number	Original Certificate Issue Date	Scheme Number
11 July 2024	0	09 November 2012	n/a

For detailed explanation for the data fields above, refer to <http://www.urs-holdings.com/logos-and-regulations>

Issued by

Mukesh Singhal - On behalf of the Schemes Manager





# Appendix to Certificate

**Design, Development, Manufacture and Supply of In-Vitro Diagnostic Products for the Blood Grouping products, Detection of Hormones, Drug of Abuse, Infectious Disease, Tumour Markers and Cardiac Markers, and the related POCT Analyzer. Supply of Glass Vials and Bottles**

Certificate Number **55321/A/0001/UK/En**

A certificate number of 0001, confirms the Client has a single site Certified & the site is their Head Office or Main site in relation to the Certified scope with URS. A certificate number of 0002, or greater (e.g.: xxxx/8/0002/UK/En) refers to a client that has more than one site certified with URS, as such, the following statement shall apply - 'The validity of this certificate depends on the validity of the main certificate'.

Date of Issue of Certification Cycle	Issue Number	Certificate Expiry Date	Certification Cycle
16 October 2024	10	15 October 2027	5
Revision Date	Revision Number	Original Certificate Issue Date	Scheme Number
11 July 2024	0	09 November 2012	n/a

For detailed explanation for the data fields above, refer to <http://www.urs-holdings.com/logos-and-regulations>

Issued by

Mukesh Singh - On behalf of the Schemes Manager





## Declaration of Conformity

for the

### Regulation (EU) 2017/746 of the European Parliament and of the Council of 5 April 2017 concerning In Vitro Diagnostic Medical Devices

The undersigned, under their sole responsibility, declares that the products described in this document meet the Council provisions that apply to them and the CE Mark may be affixed.

<b>General Product Name:</b>	Rapid Strips & devices
<b>Legal Manufacturer: (Name on Label)</b>	<b><u>Rapid Labs Limited</u></b> Unit 2 & 2A Hall Farm, Business Centre, Church road, Little Bentley, Colchester, Essex, CO7 8SD United Kingdom
<b>SRN:</b>	GB-MF-000026335
<b>Basic UDI-DI:</b>	N/A
<b>Variants:</b>	As per Appendix II (This document) – Product Listing/Schedule
<b>Intended Purpose:</b>	Professional use
<b>IVDR Classification:</b>	As per Appendix II (This document) – Product Listing/Schedule
<b>Notified Body:</b>	N/A
<b>CE Certificate:</b>	N/A
<b>EU Authorised Representative:</b>	Advena Limited. Tower Business Centre, 2 <sup>nd</sup> Flr., Tower Street, Swatar, BKR 4013 Malta.
<b>EU Authorised Representative SRN:</b>	MT-AR-000000234
<b>IVDR Assessment Route:</b>	<i>Provide indication of conformity assessment route chosen in accordance with Article 48 of the IVDR. For Class A: Issuing of the Declaration of Conformity in accordance with Article 17 after drawing up the technical documentation in Annexes II and III of the EU IVDR 2017/746. If Class A provided sterile, must also apply the procedures laid out in Annex IX or Annex XI.</i>

**Name** Yanli Wu **Position** Company Director

**Signed**  **Date** 22/10/2024 **Place** Colchester, UK

Who is the natural and legal person with responsibility for the design, manufacture, packaging and labelling before the device is placed on the market under this manufacturer's name regardless of whether these operations are carried out by the manufacturer or on his behalf by a third party.

### Appendix I – Applicable Standards

This present declaration is also in conformity with the following European standards and Common Specifications (CS):

Standard/CS/Document Name	Description
2017/746	Regulation (EU) 2017/746 of the European Parliament and of the Council of 5 April 2017 concerning In Vitro Diagnostic Medical Devices
EN ISO 13485:2016+A11:2021	Medical Devices – Quality Management Systems – Requirements for Regulatory Purposes
EN ISO 14971:2019+A11:2021	Medical Devices – Application of Risk Management to Medical Devices
EN ISO 15223-1:2021	Medical devices. Symbols to be used with information to be supplied by the manufacturer - General requirements
EN ISO 20417:2021	Medical devices. Information to be supplied by the manufacturer
EN ISO 18113-1:2011	In vitro diagnostic medical devices — Information supplied by the manufacturer (labelling) — Part 1: Terms, definitions and general requirements

### Version History

Version	Compiled by	Date	Description
1.0	Yanli Wu	22/10/2024	Initial Issue

## Appendix II – Product listing / Schedule

Part/Catalogue Number	Description/Name	GMD N Code	IVD R CLA	Rule
D-ADOD25	Adenovirus Rapid Test Device – Feces	49856	B	6
D-ASTD10	Astrovirus Rapid Test Device – Feces	64772	B	6
D-AFPD20	AFP Rapid Test Device – WB/S/P	63981	C	3h
D-CTTD10	Cardiac Troponin T Rapid Test Device – WB/S/P	46989	C	3j
D-CAMD10	Campylobacter Rapid Test Device – Feces	50683	B	6
D-CA125D10	CA125 Rapid Test Device – WB/S/P	64534	C	3h
D-CA153D10	CA15-3 Rapid Test Device – WB/S/P	64535	C	3h
D-CA199D10	CA19-9 Rapid Test Device – WB/S/P	64536	C	3h
D-CRYD10	Cryptosporidium Rapid Test Device – Feces	52163	C	3c
D-CAND10	Candida Albicans Rapid Test Device – Swab	63216	B	6
D-CHIKWBD40	Chikungunya IgG/IgM Rapid Test Device – WB/S/P	63970	B	6
D-CALAD10	Calprotectin & Lactoferrin Combo Rapid test Device- Feces	60775	B	6
D-CRYGLD10	Cryptosporidium & Giardia Lamblia Combo Rapid Test Device –	47358	C	3c
D-ENTD10	Entamoeba Histolytica Rapid Test Device – Feces	47358	B	6
D-EGCD10	Entamoeba/Giardia/Crypto Rapid test Device- Feces	47358	C	3c
D-FABD10	H-FABP Rapid Test Device – WB/S/P	66449	C	3j
D-HCGD20	hCG Pregnancy Rapid Test Device – Urine/S/P	66850	B	6
D-HCGD40	hCG Pregnancy Rapid Test Device – Urine/S/P	66850	B	6
D-HCGS50	hCG Pregnancy Rapid Test Strip – Urine/S/P	66850	B	6
D-HCGS100	hCG Pregnancy Rapid Test Strip – Urine/S/P	66850	B	6
D-HCGUS25	hCG Pregnancy Rapid Test Cannister Strip – Urine	66850	B	6
D-HCGUS50	hCG Pregnancy Rapid Test Strip – Urine	66850	B	6
D-HCGUS100	hCG Pregnancy Rapid Test Strip – Urine	66850	B	6
D-HCGUD40	hCG Pregnancy Rapid Test Device - Urine	66850	B	6
D-IGED10	IgE Rapid Test Device – WB/S/P	65991	C	3e
D-LACFD10	Lactoferrin Rapid test Device- Feces	53910	B	6
D-LYMD10	Lyme IgG/IgM Rapid Test Device -WB/S/P	66392	B	6
D-LPSPD10	Streptococcus pneumoniae and Legionella pneumophila Combo Rapid Test Device -Urine	60765	C	3c
D-LHD20	LH Ovulation Rapid Test Device – Urine	54255	B	6
D-LHS50	LH Ovulation Rapid Test Strip – Urine	54225	B	6
D-HPS50	H.pylori Antibody Rapid Test Strip – WB/S/P	30825	B	6
D-HPAGD20	H.pylori antigen Rapid Test Device – Feces	30825	B	6
D-TBD20	Tuberculosis Rapid Test Device – WB/S/P	51172	C	3e
D-DGMD20	Dengue Rapid Test Device – WB/S/P	63238	B	6
D-DAGMD20	Dengue Combo Rapid Test Device – WB/S/P	62928	C	3b
D-DAGD20	Dengue NS1 Rapid Test Device – WB/S/P	62946	C	3b
D-CHIKMD20	Chikungunya IgG/IgM Rapid Test Device– WB/S/P	60870	B	6
D-NTPD10	NT-proBNP Rapid Test Device - WB/S/P	47041	C	3j
D-FILGMD20	Filariasis IgG/IgM Rapid Test Device – WB/S/P	52508	B	6
D-HEVD20	HEV IgG/IgM Rapid Test Device – S/P	65766	C	3e
D-INFS20	Influenza A Rapid Test Strip - Swab/Nasal Aspirate Influenza A Rapid Test Device - Swab/Nasal Aspirate	49150	B	6
D-LEIGMD20	Leishmania IgG/IgM Rapid Test Device – WB/S/P	52283	B	6
D-LEPGMD20	Leptospira IgG/IgM Rapid Test Device – WB/S/P	63726	B	6
D-MPFD20	Malaria Pf Rapid Test Device – WB	52336	C	3c

D-PNEUD20	Mycoplasma pneumoniae Antigen Rapid Test Device – Swab	65851	B	6
D-NOROD25	Norovirus Rapid Test Device – Feces	48235	B	6
D-COVD25	2019-nCoV IgG/IgM Rapid Test Device – WB/S/P	64756	D	1
D-COVAGD25	COVID-19 Antigen Rapid Test Strip - Nasopharyngeal Swab	64787	D	1
D-COVAGIFD25	COVID-19 and Influenza A+B Antigen Combo Rapid Test Device (Nasopharyngeal Swab)	64770	D	1
D-COVAGD25B	SARS-CoV-2 Antigen Rapid Test Device – Nasal Swab	64787	D	1
D-MPFPVPAND20	Malaria P.f./P.v./Pan Rapid Test Device – WB	52311	C	3c
D-MPFPAND20	Malaria P.f./Pan Rapid Test Device – WB	52311	C	3c
D-MPFPVD20	Malaria P.f./P.v. Rapid Test Device - WB	52311	C	3c
D-MYPMD20	Mycoplasma Pneumoniae IgM Rapid Test Device – WB/S/P	65851	B	6
D-MYPGMD20	Mycoplasma Pneumoniae IgG/Ig M Rapid Test Device – WB/S/P	66460	B	6
D-MONOD25	MONO Rapid Test Device – WB/S/P	49689	C	3e
D-TYPGMD20	Typhoid Rapid Test Strip - WB/S/P Typhoid Rapid Test Device - WB/S/P	51560	C	3e
D-FOBD10	FOB Rapid Test Device – Feces	54532	B	6
D-FOBD20	FOB Rapid Test Device – Feces	54532	B	6
D-FOBS10	FOB Rapid Test Strip – Feces	54532	B	6
D-TROPD20	Cardiac Troponin I Rapid Test Device – WB/S/P	46989	C	3j
D-MCKTMD20	Myoglobin/CK-MB/Troponin I Combo Rapid Test Device – WB/S/P	61295	C	3j
D-CALD10	Calprotectin Rapid Test Device – Feces	60775	B	6
D-DIMERD10	D-Dimer Rapid Test Device – WB/P	47343	C	3k
D-GLD10	Giardia Lamblia Rapid Test Device - Feces	52249	B	6
D-PCTD40	PCT Rapid Test Device – S/P	58305	B	6
D-MYOD10	Myoglobin Rapid Test Device – WB/S/P	46987	C	3j
D-CHABD20	Chagas Rapid Test Device – WB/S/P	52480	B	6
D-SAAD10	SAA Rapid Test Device – WB/S/P	65297	B	6
D-STRAS20	Strep A Rapid Test Strips – Throat Swab	51707	B	6
D-TPSPD40	Syphilis Rapid Test Device – S/P	51788	C	3a
D-TPSPS50	Syphilis Rapid Test Strip – S/P	51788	C	3a
D-TRFOBD20	Transferrin and FOB Combo Rapid Test Device - Feces	65270	B	6
D-RSVD20	RSV Rapid Test Device – Nasopharyngeal swab/Nasal Aspirate	64770	B	6
D-SAACRPD10	SAA & CRP Combo Rapid Test Device – WB/S/P	65297	B	6
D-TPD20	Syphilis Rapid Test Device – WB/S/P	51788	C	3a
D-TPS50	Syphilis Rapid Test Strip – WB/S/P	51788	C	3a
D-TPD40	Syphilis Rapid Test Device – WB/S/P	51788	C	3a
D-TETD40	Tetanus Rapid Test Device – WB/S/P	50867	B	6
D-TSHD20	TSH Rapid Test Device – WB/S/P	65274	B	6
D-STRBS20	Strep B Rapid Test Strip – Swab	51747	C	3b
D-GOND20	Gonorrhea Rapid Test Cassette Device - Swab	51228	C	3a
D-INFAS20	Influenza A Rapid Test Strip – Swab/Nasal Aspirate	49150	B	6
D-RFD20	RF Rapid Test Device– WB/S/P	42230	B	6
D-HSV12D10	HSV 1/2 IgM Rapid Test Device - WB/S/P	49549	C	3a
D-TYGMD20	Typhoid Rapid Test Device – S/P	63976	C	3e
D-TYGMCD20	Typhoid IgG/IgM Rapid Tes Device– WB/S/P	51560	C	3e
D-ROTAGD20	Rotavirus Rapid Test Device – Feces	48235	B	6
D-ROAAGD20	Rotavirus & Adenovirus Combo Rapid Test Device – Feces	48235	B	6



D-TYAGD20	Salmonella typhi Antigen Rapid Test Device – Feces	51512	C	3e
D-VC01D10	Vibrio cholerae O1 (VC O1) Rapid Test Device - Feces	51840	c	3c
D-VC0139D10	Vibrio cholerae O139 (VC O139) Rapid Test Device - Feces	51840	C	3c
D-VCPD10	Vibrio cholerae O1/O139 Combo Rapid Test Device - Feces	51840	C	3c
D-DOA1D20	Amphetamine (AMP) Rapid Test Device – Urine	46994	B	6
D-DOA1S50	Amphetamine (AMP) Rapid Test Strip – Urine	46994	B	6
D-DOA2D20	Methamphetamine (MET) Rapid Test Device – Urine	46994	B	6
D-DOA2S50	Methamphetamine (MET) Rapid Test Strip – Urine	46994	B	6
D-DOA3D20	Opiates (OPI) Rapid Test Device – Urine	46994	B	6
D-DOA4D20	Barbiturates (BAR) Rapid Test Device – Urine	46994	B	6
D-DOA4S50	Barbiturates (BAR) Rapid Test Strip – Urine	46994	B	6
D-DOA5D20	Benzodiazepine (BZO) Rapid Test Device – Urine	46994	B	6
D-DOA5S50	Benzodiazepine (BZO) Rapid Test Strip – Urine	46994	B	6
D-DOA6D20	Cocaine (COC) Rapid Test Device – Urine	46994	B	6
D-DOA6S50	Cocaine (COC) Rapid Test Strip – Urine	46994	B	6
D-DOA37D40	Carisoprodol (CAR) Rapid Test Device – Urine	46994	B	6
D-DOA37S50	Carisoprodol (CAR) Rapid Test Strip – Urine	46994	B	6
D-DOA7D20	Methadone (MTD) Rapid Test Device – Urine	46994	B	6
D-DOA7S50	Methadone (MTD) Rapid Test strip – Urine	30521	B	6
D-DOA8D20	Marijuana (THC) Rapid Test Device – Urine	46994	B	6
D-DOA8S50	Marijuana (THC) Rapid Test Strip – Urine	46994	B	6
D-DOA38D20	Morphine (MOP) Rapid Test Device – Urine	46994	B	6
D-DOA22D20	Meperidine (MPRD) Rapid Test Device – Urine	46994	B	6
D-DOA22S50	Meperidine (MPRD) Rapid Test Strip – Urine	46994	B	6
D-DOA38D40	Pregabalin (PGB) Rapid test Strip- Urine Pregabalin (PGB) Rapid test Device-Urine Pregabalin (PGB) Rapid test Panel- Urine	46994	B	6
D-DOA38S50	Morphine (MOP) Rapid Test Strip – Urine	46994	B	6
D-DOA35D40	Papaverine (PAP) Rapid Test Device – Urine	46994	B	6
D-DOA35S50	Papaverine (PAP) Rapid Test Strip – Urine	46994	B	6
D-DOA24D20	Mescaline (MES) Rapid Test Device – Urine	46994	B	6
D-DOA24S50	Mescaline (MES) Rapid Test Strip – Urine	46994	B	6
D-DOA42D20	Fentanyl (FYL) Rapid Test Device – Urine	46994	B	6
D-DOA42S50	Fentanyl (FYL) Rapid Test Strip – Urine	46994	B	6
D-DOA39D20	Oxycodone (OXY) Rapid Test Device – Urine	46994	B	6
D-DOA39S50	Oxycodone (OXY) Rapid Test Strip – Urine	46994	B	6
D-DOA9D20	Ketamine (KET) Rapid Test Device – Urine	46994	B	6
D-DOA9S50	Ketamine (KET) Rapid Test Strip – Urine	46994	B	6
D-DOA23D20	Mephedrone HCl (MEP) Rapid Test Device – Urine	46994	B	6
D-DOA23S50	Mephedrone HCl (MEP) Rapid Test Strip – Urine	46994	B	6
D-DOA36D40	Kratom (KRA) Rapid Test Device – Urine	46994	B	6
D-DOA36S50	Kratom (KRA) Rapid Test Strip – Urine	46994	B	6
D-DOA10D20	Tricyclic Antidepressants (TCA) Rapid Test Device – Urine	30524	B	6
D-DOA10S50	Tricyclic Antidepressants (TCA) Rapid Test Strip – Urine	30524	B	6
D-DOA34D40	Quetiapine (QTP) Rapid Test Device – Urine	46994	B	6
D-DOA34S50	Quetiapine (QTP) Rapid Test Strip – Urine	46994	B	6
D-DOA33D40	Tilidine (TLD) Rapid Test Device – Urine	46994	B	6
D-DOA25D20	Tropicamide (TRO) Rapid Test Device – Urine	46994	B	6

D-DOA25S50	Tropicamide (TRO) Rapid Test Strip – Urine	46994	B	6
D-DOA26D20	Trazodone (TZD) Rapid Test Device – Urine	46994	B	6
D-DOA26S50	Trazodone (TZD) Rapid Test Strip – Urine	46994	B	6
D-DOA11D20	Buprenorphine (BUP) Rapid Test Device – Urine	46994	B	6
D-DOA11S50	Buprenorphine (BUP) Rapid Test Strip – Urine	46994	B	6
D-DOA21D20	Gabapentin (GAB) Rapid Test Device – Urine	46994	B	6
D-DOA21S50	Gabapentin (GAB) Rapid Test Strip – Urine	46994	B	6
D-DOA43D20	6-Monoacetylmorphine (6-MAM) Rapid Test Device – Urine	46994	B	6
D-DOA43S50	6-Monoacetylmorphine (6-MAM) Rapid Test Strip – Urine	46994	B	6
D-DOA12D20	Ecstasy (MDMA) Rapid Test Device – Urine	46994	B	6
D-DOA12S50	Ecstasy (MDMA) Rapid Test Strip – Urine	46994	B	6
D-DOA13D20	Phencyclidine (PCP) Rapid Test Device - Urine	46994	B	6
D-DOA13S50	Phencyclidine (PCP) Rapid Test Strip – Urine	46994	B	6
D-DOA32D20	Acetaminophen (ACE) Rapid Test Device- Urine	46994	B	6
D-DOA32S50	Acetaminophen (ACE) Rapid Test Strip – Urine	46994	B	6
D-DOA40D20	Alcohol (ALC) Rapid Test Device – Urine	46994	B	6
D-DOA40S50	Alcohol (ALC) Rapid Test Strip – Urine	46994	B	6
D-DOA41D20	Diazepam (DIA) Rapid Test Device- Urine	46994	B	6
D-DOA41S50	Diazepam (DIA) Rapid Test Strip – Urine	46994	B	6
D-DOA27D20	UR-144 Rapid Test Device - Urine	46994	B	6
D-DOA27S50	UR-144 Rapid Test Strip – Urine	46994	B	6
D-DOA29D20	Lysergic Acid Diethylamide (LSD) Rapid Test Device – Urine	46994	B	6
D-DOA29S50	Lysergic Acid Diethylamide (LSD) Rapid Test Strip – Urine	46994	B	6
D-DOA28D20	Zaleplon (ZAL) Rapid Test Device – Urine	46994	B	6
D-DOA28S50	Zaleplon (ZAL) Rapid Test Strip – Urine	46994	B	6
D-DOA30D20	Tramadol (TML) Rapid Test Device – Urine	46994	B	6
D-DOA30S50	Tramadol (TML) Rapid Test Strip – Urine	46994	B	6
D-DOA16D20	Marijuana (THC) Rapid Test Midstream- Saliva	30519	B	6
D-DOA17D20	Cocaine (COC) Rapid Test Midstream - Saliva Cocaine (COC) Rapid Test Device - Saliva	46994	B	6
D-DOA18D20	Methamphetamine (MET) Rapid Test Midstream- Saliva Methamphetamine (MET) Rapid Test Device- Saliva	55498	B	6
D-DOA19D20	Opiates (OPI) Test Device- Saliva Opiates (OPI) Test Midstream- Saliva	55701	B	6
D-DOA20D20	Ecstasy (MDMA) Rapid Test Midstream - Saliva Ecstasy (MDMA) Rapid Test Device - Saliva	46994	B	6
D-DOAM2U	Multi-drug 2 drugs Rapid Test Device – Urine	46994	B	6
D-DOAM3U	Multi-drug 3 drugs Rapid Test Device – Urine	46994	B	6
D-DOAM4U	Multi-drug 4 drugs Rapid Test Device – Urine	46994	B	6
D-DOAM5U	Multi-drug 5 drugs Rapid Test Device – Urine	46994	B	6
D-DOAM6U	Multi-Drug 6 Drugs Rapid Test Device-Urine	46994	B	6
D-DOAM7U	Multi-drug 7 drugs Rapid Test Device – Urine	46994	B	6
D-DOAM8U	Multi-drug 8 drugs Rapid Test Device – Urine	46994	B	6
D-DOAM9U	Multi-drug 9 drugs Rapid Test Device – Urine	46994	B	6
D-DOAM10U	Multi-drug 10 drugs Rapid Test Device – Urine	46994	B	6
D-DOAM11U	Multi-drug 11 drugs Rapid Test Device – Urine	46994	B	6
D-DOAM12U	Multi-drug 12 drugs Rapid Test Device – Urine	46994	B	6
D-DOAM13U	Multi-drug 13 drugs Rapid Test Device – Urine	46994	B	6

D-DOAM14U	Multi-drug 14 drugs Rapid Test Device – Urine	46994	B	6
D-DOAM15U	Multi-drug 15 drugs Rapid Test Device – Urine	46994	B	6
D-DOAM16U	Multi-drug 16 drugs Rapid Test Device – Urine	46994	B	6
D-DOAM17U	Multi-drug 17 drugs Rapid Test Device – Urine	46994	B	6
D-HCGS25	hCG Pregnancy Rapid Test Strip (Canister Pack) – Urine/S/P	66850	B	6
D-HCGES25	hCG Pregnancy Enhanced Sensitivity Rapid Test Device (Canister Pack) – Urine/S/P	66850	B	6
D-HCGUES50	hCG Pregnancy Enhanced Sensitivity 10mIU/mL Rapid Test Strip –	66850	B	6
D-HCGUES100	hCG Pregnancy Enhanced Sensitivity 10mIU/mL Rapid Test Strip –	66850	B	6
D-HCGES20	hCG Pregnancy Enhanced Sensitivity Rapid Test strip-S/P/U	33819	B	6
D-HCGUM0	hCG Pregnancy Rapid Test Device – Midstream Urine	66850	B	6
D-HCGUEM0	hCG Pregnancy Enhanced Sensitivity 10mIU/mL Rapid Test Device – Midstream Urine	66850	B	6
D-HCGCD40	Pregnancy (hCG) Rapid Test Device-WB/S/P	33819	B	6
D-HCGECD40	hCG Pregnancy Enhanced Sensitivity Rapid Test Device – WB/S/P	66850	B	6
D-HCGED20	hCG Pregnancy Enhanced Sensitivity Rapid Test Device – Urine/S/P	66850	B	6
D-HCGUED40	hCG Pregnancy Enhanced Sensitivity Rapid Test Device – Urine	66850	B	6
D-LHM0	LH Ovulation Rapid Test Midstream -Urine	54255	B	6
D-LHESM0	LH Ovulation Enhanced Sensitivity Rapid Test Midstream -Urine	54255	B	6
D-LHES50	LH Ovulation Enhanced Sensitivity Rapid Test Strip- Urine	54255	B	6
D-LHES25	LH Ovulation Enhanced Sensitivity Rapid Test Strip (Canister Pack) – Urine	54255	B	6
D-FSHS50	FSH Rapid Test Strip – Urine	65840	B	6
D-FSHD20	FSH Rapid Test Device – Urine	65840	B	6
D-FSHM2	FSH Rapid Test Midstream-Urine	65840	B	6
D-AMHD10	AMH Rapid Test Device – WB/S/P	65295	B	6
D-FFD25	Fetal Fibronectin (fFN) Rapid Test Device – Vaginal Secretion	65270	B	6
D-iGFBP1D25	Insulin-like Growth Factor-binding Protein 1 (iGFBP-1) Rapid Test Device – Vaginal Swab	64054	B	6
D-HSV12GD40	HSV 1/2 IgG Rapid Test Device – S/P	49545	C	3a
D-HSV12GCD40	HSV 1/2 IgG Rapid Test Device – WB/S/P	49545	C	3a
D-HSV12CD40	HSV 1/2 IgM Rapid Test Device – WB/S/P	49549	C	3a
D-HSV12GMD40	HSV 1/2 IgG/IgM Rapid Test Device – S/P	49556	C	3a
D-HSV12GMD25	HSV 1/2 IgG/IgM Combo Rapid Test Device – S/P	49556	C	3a
D-HSV12GMCD40	HSV 1/2 IgG/IgM Rapid Test Device – WB/S/P	49556	C	3a
D-HSV12GMCD25	HSV 1/2 IgG/IgM Combo Rapid Test Device – WB/S/P	49556	C	3a
D-TVD10	Trichomonas Vaginalis Rapid Test Device-Vaginal Swab	52471	C	3a
D-STRBD20	Strep B Rapid Test Device – Swab	51747	C	3b
D-NRAD10	Norovirus, Rotavirus and Adenovirus Combo Rapid Test Device -	48235	B	6
D-NRAAD10	Norovirus, Rotavirus, Adenovirus and Astrovirus Combo Rapid Test Device - Feces	48235	B	6
D-CLOSD20	C.difficile GDH Rapid Test Device – Feces	50831	B	6
D-CDTABD10	C.difficile Toxin A +Toxin B Combo Rapid Test Device – Feces	47382	B	6
D-CDGTABD10	C.difficile GDH + Toxin A + Toxin B Combo Rapid Test Device – Feces	47382	B	6
D-HPABD40	H.pylori antibody Rapid Test Device – S/P	65844	B	6
D-HPAGS25	H. pylori Antigen Rapid Test strip-Feces	30825	B	6
D-CHAD40	Chagas Rapid Test Device – S/P	52480	B	6
D-CHIKGMD40	Chikungunya IgG/IgM Rapid Test Device – S/P	63970	B	6

D-ZNSD10	Zika NS1 Rapid Test Device -WB/S/P	66467	C	3b
D-ZGMD10	Zika IgG/IgM Rapid Test Device – WB/S/P	63719	B	6
D-ZGMNSD10	Zika IgG/IgM & NS1 Combo Rapid Test Device – WB/S/P	63767	C	3b
D-FILGMD40	Filariasis IgG/IgM rapid Test Device – WB/S/P	52508	B	6
D-TYGMS50	Typhoid Rapid Test Strip – S/P	63976	C	3e
D-PAAGD25	Salmonella paratyphi Antigen Rapid Test Device -Feces	51543	C	3e
D-TYPAGD20	Salmonella typhi and paratyphi Antigen Combo Rapid Test Device – WB/S/P	51512	C	3e
D-MPFS50	Malaria Pf Rapid Test Strip – WB	52336	C	3c
D-HAVGMD25	HAV IgG/IgM Combo Rapid Test Device – WB/S/P	65737	B	6
D-HAVMWBD20	HAVIgM Rapid Test Device – WB/S/P	48270	B	6
D-STRABD20	Strep A Rapid Test Device – Throat Swab	51707	B	6
D-STRARD20	Strep A Rapid Test Device – Throat Swab	51707	B	6
D-LPD25	Legionella pneumophila Rapid Test Device – Urine	51054	C	3c
D-SPAGD10	Streptococcus pneumoniae antigen Rapid Test Device – Urine	51770	C	3c
D-CRAGD10	Cryptococcus Antigen Rapid Test Device – WB/S/P/CSF	65815	C	3b
D-EVGD10	EBV VCA IgG Rapid Test Device – WB/S/P	64773	C	3e
D-ENGD10	EBNA IgG Rapid Test Device – WB/S/P	49689	C	3e
D-EVENGD10	EBV VCA and EBNA IgG Combo Rapid Test Device – WB/S/P	64773	C	3e
D-ADAGD20	Adenovirus Antigen Rapid Test Device – Swab	49856	B	6
D-INFABS20	Influenza A+B Rapid Test Strip-Swab / Nasal Aspirate	49119	B	6
D-HNAGD20	H1N1 Antigen Rapid Test Device – Swab	49150	D	1
D-IHD10	Influenza A/B + H1N1 Combo Rapid Test Device – Swab	49119	D	1
D-RID10	RSV & Influenza A+B Combo Rapid Test Device – Swab/Nasal	64770	B	6
D-ARD10	Adenovirus & RSV Combo Rapid Test Device – Nasopharyngeal Swab	64770	B	6
D-ARID10	Adenovirus, RSV and Influenza A+B Combo Rapid Test Device - Nasopharyngeal Swab	64770	B	6
D-BRUD20	Brucella Abortus Antigen Rapid Test Device – WB/S/P	50611	C	3b
D-SCTD10	Scrub Typhus IgG/IgM Rapid Test Device – WB/S/P	51333	C	3e
D-TBS50	Tuberculosis Rapid Test Strip – WB/S/P	51172	C	3e
D-DOA52D40	AB-PINACA (ABP) Rapid Test Device – Urine	46994	B	6
D-DOA52P40	AB-PINACA (ABP) Rapid Test Panel – Urine	46994	B	6
D-DOA52S50	AB-PINACA (ABP) Rapid Test Strip – Urine	46994	B	6
D-DOA32P40	Acetaminophen (ACE) Rapid Test Panel – Urine	46994	B	6
D-DOA53D40	7-Aminoclonazepam (7-ACL) Rapid Test Device – Urine	46994	B	6
D-DOA53P40	7-Aminoclonazepam (7-ACL) Rapid Test Panel – Urine	46994	B	6
D-DOA53S50	7-Aminoclonazepam (7-ACL) Rapid Test Strip – Urine	46994	B	6
D-DOA44D20	Alprazolam (ALP) Rapid Test Device – Urine	46994	B	6
D-DOA44P40	Alprazolam (ALP) Rapid Test Panel – Urine	46994	B	6
D-DOA44S50	Alprazolam (ALP) Rapid Test Strip – Urine	46994	B	6
D-DOA1P40	Amphetamine (AMP) Rapid Test Panel – Urine	46994	B	6
D-DOA54D40	$\alpha$ -Pyrrolidinovalerophenone ( $\alpha$ -PVP ) Rapid Test Device – Urine	46994	B	6
D-DOA54P40	$\alpha$ -PVP Rapid Test Panel – Urine	46994	B	6
D-DOA54S50	$\alpha$ -PVP Rapid Test Strip – Urine	46994	B	6
D-DOA4P40	Barbiturate (BAR) Rapid Test Panel – Urine	46994	B	6
D-DOA11P40	Buprenorphine (BUP) Rapid Test Panel – Urine	46994	B	6
D-DOA5P40	Benzodiazepines (BZO) Rapid Test Panel – Urine	46994	B	6
D-DOA45D20	Cathine (CAT) Rapid Test Device – Urine	46994	B	6



D-DOA45P40	Cathine (CAT) Rapid Test Panel – Urine	46994	B	6
D-DOA45S50	Cathine (CAT) Rapid Test Strip – Urine	46994	B	6
D-DOA46D20	Caffeine (CAF) Rapid Test Device – Urine	46994	B	6
D-DOA46P40	Caffeine (CAF) Rapid Test Panel – Urine	46994	B	6
D-DOA46S50	Caffeine (CAF) Rapid Test Strip – Urine	46994	B	6
D-DOA37P40	Carisoprodol (CAR) Rapid Test Panel – Urine	46994	B	6
D-DOA55D40	Cannabinol (CNB) Rapid Test Device – Urine	46994	B	6
D-DOA55P40	Cannabinol (CNB) Rapid Test Panel – Urine	46994	B	6
D-DOA55S50	Cannabinol (CNB) Rapid Test Strip – Urine	46994	B	6
D-DOA47D20	Carfentanyl (CFYL) Rapid Test Device – Urine	46994	B	6
D-DOA47P40	Carfentanyl (CFYL) Rapid Test Panel – Urine	46994	B	6
D-DOA47S50	Carfentanyl (CFYL) Rapid Test Strip – Urine	46994	B	6
D-DOA56D40	Clonazepam (CLO) Rapid Test Device – Urine	46994	B	6
D-DOA56P40	Clonazepam (CLO) Rapid Test Panel – Urine	46994	B	6
D-DOA56S50	Clonazepam (CLO) Rapid Test Strip – Urine	46994	B	6
D-DOA6P40	Cocaine (COC) Rapid Test Panel – Urine	46994	B	6
D-DOA31D20	Cotinine (COT) Rapid Test Device – Urine	46994	B	6
D-DOA31P40	Cotinine (COT) Rapid Test Panel – Urine	46994	B	6
D-DOA31S50	Cotinine (COT) Rapid Test Strip – Urine	46994	B	6
D-DOA41P40	Diazepam (DIA) Rapid Test Panel – Urine	46994	B	6
D-DOA57D40	Ethylenediamine-dimethylphosphinic acid (EDDP) Rapid Test Device – Urine	46994	B	6
D-DOA57P40	Ethylenediamine-dimethylphosphinic acid (EDDP) Rapid Test Panel – Urine	46994	B	6
D-DOA57S50	Ethylenediamine-dimethylphosphinic acid (EDDP) Rapid Test Strip – Urine	46994	B	6
D-DOA58D40	Ethyl Glucuronide (ETG) Rapid Test Device – Urine	46994	B	6
D-DOA58P40	Ethyl Glucuronide (ETG) Rapid Test Panel – Urine	46994	B	6
D-DOA58S50	Ethyl Glucuronide (ETG) Rapid Test strip-Urine	60669	B	6
D-DOA48D20	Fluorketamine (FKET) Rapid Test Device – Urine	46994	B	6
D-DOA48P40	Fluorketamine (FKET) Rapid Test Panel-Urine	46994	B	6
D-DOA48S50	Fluorketamine (FKET) Rapid Test Strip – Urine	46994	B	6
D-DOA59D40	Fluoxetine (FLX) Rapid Test Device – Urine	46994	B	6
D-DOA59P40	Fluoxetine (FLX) Rapid Test Panel – Urine	46994	B	6
D-DOA59S50	Fluoxetine (FLX) Rapid Test Strip – Urine	46994	B	6
D-DOA42P40	Fentanyl (FYL) Rapid Test Panel – Urine	46994	B	6
D-DOA21P40	Gabapentin (GAB) Rapid Test Panel – Urine	46994	B	6
D-DOA9P40	Ketamine (KET) Rapid Test Panel – Urine	46994	B	6
D-DOA36P40	Kratom (KRA) Rapid Test Panel – Urine	46994	B	6
D-DOA29P40	Lysergic Acid Diethylamide (LSD) Rapid Test Panel – Urine	46994	B	6
D-DOA43P40	6-Monoacetylmorphine (6-MAM) Rapid Test Panel – Urine	46994	B	6
D-DOA60D40	Methcathinone (MCAT) Rapid Test Device – Urine	46994	B	6
D-DOA60P40	Methcathinone (MCAT) Rapid Test Panel – Urine	46994	B	6
D-DOA60S50	Methcathinone (MCAT) Rapid Test Strip – Urine	46994	B	6
D-DOA12P40	Ecstasy (MDMA) Rapid Test Panel – Urine	46994	B	6
D-DOA61D40	Tenamfetamine (MDA) Rapid Test Device – Urine	46994	B	6
D-DOA61P40	Tenamfetamine (MDA) Rapid Test Panel – Urine	46994	B	6
D-DOA61S50	Tenamfetamine (MDA) Rapid Test Strip – Urine	46994	B	6

D-DOA62D40	Methylenedioxypropyrolone (MDPV) Rapid Test Device – Urine	46994	B	6
D-DOA62P40	Methylenedioxypropyrolone (MDPV) Rapid Test Panel – Urine	46994	B	6
D-DOA62S50	Methylenedioxypropyrolone (MDPV) Rapid Test Strip – Urine	46994	B	6
D-DOA2P40	Methamphetamine (MET) Rapid Test Panel – Urine	46994	B	6
D-DOA23P40	Mephedrone HCl (MEP) Rapid Test Panel – Urine	46994	B	6
D-DOA24P40	Mescaline (MES) Rapid Test Panel – Urine	46994	B	6
D-DOA38P40	Morphine (MOP) Rapid Test Panel – Urine	46994	B	6
D-DOA63D40	Methylphenidate (MPD) Rapid Test Device – Urine	46994	B	6
D-DOA63P40	Methylphenidate (MPD) Rapid Test Panel – Urine	46994	B	6
D-DOA63S50	Methylphenidate (MPD) Rapid Test Strip – Urine	46994	B	6
D-DOA22P40	Meperidine (MPRD) Rapid Test Panel – Urine	46994	B	6
D-DOA64D40	Methaqualone (MQL) Rapid Test Device – Urine	46994	B	6
D-DOA64P40	Methaqualone (MQL) Rapid Test Panel – Urine	46994	B	6
D-DOA64S50	Methaqualone (MQL) Rapid Test Strip – Urine	46994	B	6
D-DOA7P40	Methadone (MTD) Rapid Test Panel – Urine	46994	B	6
D-DOA3P40	Opiates (OPI) Rapid Test Panel – Urine	46994	B	6
D-DOA3S50	Opiates (OPI) Rapid Test Strip – Urine	46994	B	6
D-DOA39P40	Oxycodone (OXY) Rapid Test Panel – Urine	46994	B	6
D-DOA49D20	Olanzapine (OZP) Rapid Test Device - Urine	46994	B	6
D-DOA49P40	Olanzapine (OZP) Rapid Test Panel – Urine	46994	B	6
D-DOA49S50	Olanzapine (OZP) Rapid Test Strip – Urine	46994	B	6
D-DOA35P40	Papaverine (PAP) Rapid Test Panel – Urine	46994	B	6
D-DOA13P40	Phencyclidine (PCP) Rapid Test Panel – Urine	46994	B	6
D-DOA50P40	Pregabalin (PGB) Rapid Test Panel – Urine	46994	B	6
D-DOA65D40	Propoxyphene (PPX) Rapid Test Device – Urine	46994	B	6
D-DOA65P40	Propoxyphene (PPX) Rapid Test Panel – Urine	46994	B	6
D-DOA65S50	Propoxyphene (PPX) Rapid Test Strip – Urine	46994	B	6
D-DOA34P40	Quetiapine (QTP) Rapid Test Panel – Urine	46994	B	6
D-DOA66D40	Risperidone (RPD) Rapid Test Device-Urine	46994	B	6
D-DOA66P40	Risperidone (RPD) Rapid Test Panel-Urine	46994	B	6
D-DOA66S50	Risperidone (RPD) Rapid Test strip-Urine	46994	B	6
D-DOA51P40	Synthetic Marijuana (K2) Rapid Test Panel – Urine	46994	B	6
D-DOA10P40	Tricyclic Antidepressants (TCA) Rapid Test Panel – Urine	30524	B	6
D-DOA8P40	Marijuana (THC) Rapid Test Panel – Urine	46994	B	6
D-DOA33P40	Tilidine (TLD) Rapid Test Panel – Urine	46994	B	6
D-DOA33S50	Tilidine (TLD) Rapid Test Strip – Urine	46994	B	6
D-DOA30P40	Tramadol (TML) Rapid Test Panel – Urine	46994	B	6
D-DOA25P40	Tropicamide (TRO) Rapid Test Panel – Urine	46994	B	6
D-DOA26P40	Trazodone (TZD) Rapid Test Panel – Urine	46994	B	6
D-DOA27P40	UR-144 Rapid Test Panel – Urine	46994	B	6
D-DOA28P40	Zaleplon (ZAL) Rapid Test Panel – Urine	46994	B	6
D-DOA68D40	Zolpidem (ZOL) Rapid Test Device – Urine	46994	B	6
D-DOA68P40	Zolpidem (ZOL) Rapid Test Panel – Urine	46994	B	6
D-DOA68S50	Zolpidem (ZOL) Rapid Test Strip – Urine	46994	B	6
D-DOA69D40	Zopiclone (ZOP) Rapid Test Device – Urine	46994	B	6
D-DOA69P40	Zopiclone (ZOP) Rapid Test Panel – Urine	46994	B	6
D-DOA69S50	Zopiclone (ZOP) Rapid Test Strip – Urine	46994	B	6
D-DOAPM2	Multi-drug 2 drugs Rapid Test Panel – Urine	46994	B	6

D-DOAPM3	Multi-drug 3 drugs Rapid Test Panel – Urine	46994	B	6
D-DOAPM4	Multi-drug 4 drugs Rapid Test Panel – Urine	46994	B	6
D-DOAPM5	Multi-drug 5 drugs Rapid Test Panel – Urine	46994	B	6
D-DOAPM6	Multi-drug 6 drugs Rapid Test Panel – Urine	46994	B	6
D-DOAPM7	Multi-drug 7 drugs Rapid Test Panel – Urine	46994	B	6
D-DOAPM8	Multi-drug 8 drugs Rapid Test Panel – Urine	46994	B	6
D-DOAPM9	Multi-drug 9 drugs Rapid Test Panel – Urine	46994	B	6
D-DOAPM10	Multi-drug 10 drugs Rapid Test Panel – Urine	46994	B	6
D-DOAPM11	Multi-drug 11 drugs Rapid Test Panel – Urine	46994	B	6
D-DOAPM12	Multi-drug 12 drugs Rapid Test Panel – Urine	46994	B	6
D-DOAPM13	Multi-drug 13 drugs Rapid Test Panel – Urine	46994	B	6
D-DOAPM14	Multi-drug 14 drugs Rapid Test Panel – Urine	46994	B	6
D-DOAPM15	Multi-drug 15 drugs Rapid Test Panel – Urine	46994	B	6
D-DOAPM16	Multi-drug 16 drugs Rapid Test Panel – Urine	46994	B	6
D-DOAPM17	Multi-drug 17 drugs Rapid Test Panel – Urine	46994	B	6
D-DOAPM18	Multi-drug 18 drugs Rapid Test Panel – Urine	46994	B	6
D-DOAPM19	Multi-drug 19 drugs Rapid Test Panel – Urine	46994	B	6
D-DOAPM20	Multi-drug 20 drugs Rapid Test Panel – Urine	46994	B	6
D-DOACM2	Multi-Drug 2 Drugs Rapid Test 1-Step Cup - Urine	46994	B	6
D-DOACM3	Multi-Drug 3 Drugs Rapid Test 1-Step Cup - Urine	46994	B	6
D-DOACM4	Multi-Drug 4 Drugs Rapid Test 1-Step Cup - Urine	46994	B	6
D-DOACM5	Multi-Drug 5 Drugs Rapid Test 1-Step Cup - Urine	46994	B	6
D-DOACM6	Multi-Drug 6 Drugs Rapid Test 1-Step Cup - Urine	46994	B	6
D-DOACM7	Multi-Drug 7 Drugs Rapid Test 1-Step Cup - Urine	46994	B	6
D-DOACM8	Multi-Drug 8 Drugs Rapid Test 1-Step Cup - Urine	46994	B	6
D-DOACM9	Multi-Drug 9 Drugs Rapid Test 1-Step Cup - Urine	46994	B	6
D-DOACM10	Multi-Drug 10 Drugs Rapid Test 1-Step Cup - Urine	46994	B	6
D-DOACM11	Multi-Drug 11 Drugs Rapid Test 1-Step Cup - Urine	46994	B	6
D-DOACM12	Multi-Drug 12 Drugs Rapid Test 1-Step Cup - Urine	46994	B	6
D-DOACM13	Multi-Drug 13 Drugs Rapid Test 1-Step Cup - Urine	46994	B	6
D-DOACM14	Multi-Drug 14 Drugs Rapid Test 1-Step Cup - Urine	46994	B	6
D-DOACM15	Multi-Drug 15 Drugs Rapid Test 1-Step Cup - Urine	46994	B	6
D-DOACM16	Multi-Drug 16 Drugs Rapid Test 1-Step Cup - Urine	46994	B	6
D-DOACM17	Multi-Drug 17 Drugs Rapid Test 1-Step Cup - Urine	46994	B	6
D-DOACM18	Multi-Drug 18 Drugs Rapid Test 1-Step Cup - Urine	46994	B	6
D-DOACM19	Multi-Drug 19 Drugs Rapid Test 1-Step Cup - Urine	46994	B	6
D-DOACM20	Multi-Drug 20 Drugs Rapid Test 1-Step Cup - Urine	46994	B	6
D-DOACM21	Multi-Drug 21 Drugs Rapid Test 1-Step Cup - Urine	46994	B	6
D-DOACM22	Multi-Drug 22 Drugs Rapid Test 1-Step Cup - Urine	46994	B	6
D-DOACM2K	Multi-Drug 2 Drugs Rapid Test 2-Step Cup - Urine	46994	B	6
D-DOACM3K	Multi-Drug 3 Drugs Rapid Test 2-Step Cup - Urine	46994	B	6
D-DOACM4K	Multi-Drug 4 Drugs Rapid Test 2-Step Cup - Urine	46994	B	6
D-DOACM5K	Multi-Drug 5 Drugs Rapid Test 2-Step Cup - Urine	46994	B	6
D-DOACM6K	Multi-Drug 6 Drugs Rapid Test 2-Step Cup - Urine	46994	B	6
D-DOACM7K	Multi-Drug 7 Drugs Rapid Test 2-Step Cup - Urine	46994	B	6
D-DOACM8K	Multi-Drug 8 Drugs Rapid Test 2-Step Cup - Urine	46994	B	6
D-DOACM9K	Multi-Drug 9 Drugs Rapid Test 2-Step Cup - Urine	46994	B	6
D-DOACM10K	Multi-Drug 10 Drugs Rapid Test 2-Step Cup - Urine	46994	B	6

D-DOACM11K	Multi-Drug 11 Drugs Rapid Test 2-Step Cup - Urine	46994	B	6
D-DOACM12K	Multi-Drug 12 Drugs Rapid Test 2-Step Cup - Urine	46994	B	6
D-DOACM13K	Multi-Drug 13 Drugs Rapid Test 2-Step Cup - Urine	46994	B	6
D-DOACM14K	Multi-Drug 14 Drugs Rapid Test 2-Step Cup - Urine	46994	B	6
D-DOACM15K	Multi-Drug 15 Drugs Rapid Test 2-Step Cup - Urine	46994	B	6
D-DOACM16K	Multi-Drug 16 Drugs Rapid Test 2-Step Cup - Urine	46994	B	6
D-DOACM17K	Multi-Drug 17 Drugs Rapid Test 2-Step Cup - Urine	46994	B	6
D-DOACM18K	Multi-Drug 18 Drugs Rapid Test 2-Step Cup - Urine	46994	B	6
D-DOA1D20S	Amphetamine (AMP) Rapid Test Device – Saliva	46994	B	6
D-DOA1M25S	Amphetamine (AMP) Rapid Test Midstream-Saliva	46994	B	6
D-DOA54D25S	$\alpha$ -Pyrrolidinovalerophenone ( $\alpha$ -PVP ) Rapid Test Device- Saliva	46994	B	6
D-DOA54M25S	$\alpha$ -Pyrrolidinovalerophenone ( $\alpha$ -PVP ) Rapid Test Midstream-Saliva	46994	B	6
D-DOA4D20S	Barbiturates ( BAR) Rapid Test Device – Salvia	46994	B	6
D-DOA4M25S	Barbiturates (BAR) Rapid Test Midstream-Salvia	46994	B	6
D-DOA11D20S	Buprenorphine (BUP) Rapid Test Device – Saliva	46994	B	6
D-DOA11M25S	Buprenorphine ( BUP) Rapid Test Midstream-Saliva	46994	B	6
D-DOA5D20S	Benzodiazepine (BZO) Rapid Test Device – Salvia	46994	B	6
D-DOA5M25S	Benzodiazepine (BZO) Rapid Test Midstream-Salvia	46994	B	6
D-DOA6M25S	Cocaine (COC) Rapid Test Midstream-Saliva	46994	B	6
D-DOA47D25S	Carfentanyl (CFYL) Rapid Test Device – Salvia	46994	B	6
D-DOA47M25S	Carfentanyl (CFYL) Rapid Test Midstream-Salvia	46994	B	6
D-DOA31M25S	Cotinine (COT) Rapid Test Midstream-Salvia	46994	B	6
D-DOA42D20S	Fentanyl (FYL) Rapid Test Device – Salvia	46994	B	6
D-DOA42M25S	Fentanyl (FYL) Rapid Test Midstream-Salvia	46994	B	6
D-DOA9D20S	Ketamine (KET) Rapid Test Device – Saliva	46994	B	6
D-DOA9M25S	Ketamine (KET) Rapid Test Midstream-Salvia	46994	B	6
D-DOA43D20S	6-Monoacetylmorphine(6-MAM) Rapid Test Device-Saliva	64154	B	6
D-DOA43M25S	6-Monoacetylmorphine (6-MAM) Rapid Test Midstream-salvia	46994	B	6
D-DOA12M20S	Ecstasy (MDMA) Rapid Test Midstream-Saliva	46994	B	6
D-DOA62D25S	Methylenedioxypyrovalerone (MDPV) Rapid Test Device-Saliva	46994	B	6
D-DOA62M25S	Methylenedioxypyrovalerone (MDPV) Rapid Test Midstream-Urine	46994	B	6
D-DOA7M20S	Methadone (MTD) Rapid Test Midstream-Saliva	46994	B	6
D-DOA3M20S	Opiates (OPI) Rapid Test Midstream-Saliva	46994	B	6
D-DOA39D20S	Oxycodone (OXY) Rapid Test Device – Saliva	46994	B	6
D-DOA39M25S	Oxycodone (OXY) Rapid Test Midstream-Saliva	46994	B	6
D-DOA13D20S	Phencyclidine (PCP) Rapid Test Device – Saliva	46994	B	6
D-DOA13M25S	Phencyclidine (PCP) Rapid Test Midstream-Saliva	46994	B	6
D-DOA51D20S	Synthetic Marijuana (K2) Rapid Test Device – Salvia	46994	B	6
D-DOA51M25S	Synthetic Marijuana (K2) Rapid Test Midstream-Salvia	46994	B	6
D-DOA8M25S	Marijuana (THC) Rapid Test Midstream-Saliva	46994	B	6
D-DOA30D20S	Tramadol (TML) Rapid Test Device – Saliva	46994	B	6
D-DOA30M25S	Tramadol(TML) Rapid Test Midstream-Saliva	64161	B	6
D-DOAMM2S	Multi-drug 2 Drugs Rapid Test Midstream-Saliva	46994	B	6
D-DOAMM3S	Multi-drug 3 Drugs Rapid Test Midstream-Saliva	46994	B	6
D-DOAMM4S	Multi-drug 4 Drugs Rapid Test Midstream-Saliva	46994	B	6
D-DOAMM5S	Multi-drug 5 Drugs Rapid Test Midstream-Saliva	46994	B	6
D-DOAMM6S	Multi-drug 6 Drugs Rapid Test Midstream-Saliva	46994	B	6
D-DOAMM7S	Multi-drug 7 Drugs Rapid Test Midstream-Saliva	46994	B	6



D-DOAMM8S	Multi-drug 8 Drugs Rapid Test Midstream-Saliva	46994	B	6
D-DOAMM9S	Multi-drug 9 Drugs Rapid Test Midstream-Saliva	46994	B	6
D-DOAMM10S	Multi-drug 10 drugs Rapid Test Midstream-Saliva	46994	B	6
D-DOAMM11S	Multi-drug 11 drugs Rapid Test Midstream-Saliva	46994	B	6
D-DOAMM12S	Multi-drug 12 drugs Rapid Test Midstream-Saliva	46994	B	6
D-DOAM2S	Multi-drug 2 drugs Rapid Test Device – Saliva	46994	B	6
D-DOAM3S	Multi-drug 3 drugs Rapid Test Device – Saliva	46994	B	6
D-DOAM4S	Multi-drug 4 drugs Rapid Test Device – Saliva	46994	B	6
D-DOAM5S	Multi-drug 5 drugs Rapid Test Device – Saliva	46994	B	6
D-DOAM6S	Multi-drug 6 drugs Rapid Test Device – Saliva	46994	B	6
D-DOAM7S	Multi-drug 7 drugs Rapid Test Device – Saliva	46994	B	6
D-DOAM8S	Multi-drug 8 drugs Rapid Test Device – Saliva	46994	B	6
D-DOAM9S	Multi-drug 9 drugs Rapid Test Device – Saliva	46994	B	6
D-DOAM10S	Multi-drug 10 drugs Rapid Test Device – Saliva	46994	B	6
D-DOAM11S	Multi-drug 11 drugs Rapid Test Device – Saliva	46994	B	6
D-DOAM12S	Multi-drug 12 drugs Rapid Test Device – Saliva	46994	B	6
D-DOACM2S	Multi-Drug 2 Drugs Rapid Test Cup – Saliva	46994	B	6
D-DOACM3S	Multi-Drug 3 Drugs Rapid Test Cup – Saliva	46994	B	6
D-DOACM4S	Multi-Drug 4 Drugs Rapid Test Cup – Saliva	46994	B	6
D-DOACM5S	Multi-Drug 5 Drugs Rapid Test Cup – Saliva	46994	B	6
D-DOACM6S	Multi-Drug 6 Drugs Rapid Test Cup – Saliva	46994	B	6
D-DOACM7S	Multi-Drug 7 Drugs Rapid Test Cup – Saliva	46994	B	6
D-DOACM8S	Multi-Drug 8 Drugs Rapid Test Cup – Saliva	46994	B	6
D-DOACM9S	Multi-Drug 9 Drugs Rapid Test Cup – Saliva	46994	B	6
D-DOACM10S	Multi-Drug 10 Drugs Rapid Test Cup – Saliva	46994	B	6
D-DOACM11S	Multi-Drug 11 Drugs Rapid Test Cup – Saliva	46994	B	6
D-DOACM12S	Multi-Drug 12 Drugs Rapid Test Cup – Saliva	46994	B	6
D-DOACM13S	Multi-Drug 13 Drugs Rapid Test Cup – Saliva	46994	B	6
D-DOACM14S	Multi-Drug 14 Drugs Rapid Test Cup – Saliva	46994	B	6
D-DOACM15S	Multi-Drug 15 Drugs Rapid Test Cup – Saliva	46994	B	6
D-DOACM16S	Multi-Drug 16 Drugs Rapid Test Cup – Saliva	46994	B	6
D-DOA1WBD40	AMP Rapid Test Device – WB/S/P	46994	B	6
D-DOA4WBD40	BAR Rapid Test Device – WB/S/P	46994	B	6
D-DOA11WBD40	BUP Rapid Test Device – WB/S/P	46994	B	6
D-DOA5WBD40	BZO Rapid Test Device – WB/S/P	46994	B	6
D-DOA6WBD40	COC Rapid Test Device – WB/S/P	46994	B	6
D-DOA31WBD40	COT Rapid Test Device – WB/S/P	46994	B	6
D-DOA57WBD40	EDDP Rapid Test Device – WB/S/P	46994	B	6
D-DOA42WBD40	FYL Rapid Test Device-WB/S/P	64153	B	6
D-DOA9WBD40	KET Rapid Test Device-WB/S/P	62130	B	6
D-DOA29WBD40	LSD Rapid Test Device-WB/S/P	64156	B	6
D-DOA12WBD40	MDMA Rapid Test Device – WB/S/P	46994	B	6
D-DOA61WBD40	MDA Rapid Test Device-WB/S/P	46994	B	6
D-DOA62WBD40	MDPV Rapid Test Device – WB/S/P/	46994	B	6
D-DOA2WBD40	MET Rapid Test Device – WB/S/P	46994	B	6
D-DOA38WBD40	MOP Rapid Test Device – WB/S/P	46994	B	6
D-DOA7WBD40	MTD Rapid Test Device – WB/S/P	46994	B	6
D-DOA39WBD40	OXY Rapid Test Device – WB/S/P	46994	B	6

D-DOA13WBD40	PCP Rapid Test Device-WB/S/P	30523	B	6
D-DOA65WBD40	PPX Rapid Test Device – WB/S/P	46994	B	6
D-DOA51WBD40	K2 Rapid Test Device-WB/S/P	30519	B	6
D-DOA10WBD40	TCA Rapid Test Device – WB/S/P	30524	B	6
D-DOA67WBD40	THC Rapid Test Device – WB/S/P	46994	B	6
D-DOA30WBD20	TML Rapid Test Device – WB/S/P	46994	B	6
D-DOAWBM2	Multi-drug 2 drugs Rapid Test Device – WB/S/P	46994	B	6
D-DOAWBM3	Multi-drug 3 drugs Rapid Test Device – WB/S/P	46994	B	6
D-DOAWBM4	Multi-drug 4 drugs Rapid Test Device – WB/S/P	46994	B	6
D-DOAWBM5	Multi-drug 5 drugs Rapid Test Device – WB/S/P	46994	B	6
D-DOAWBM6	Multi-drug 6 drugs Rapid Test Device – WB/S/P	46994	B	6
D-DOAWBM7	Multi-drug 7 drugs Rapid Test Device – WB/S/P	46994	B	6
D-DOAWBM8	Multi-drug 8 drugs Rapid Test Device – WB/S/P	46994	B	6
D-DOAWBM9	Multi-drug 9 drugs Rapid Test Device – WB/S/P	46994	B	6
D-DOAWBM10	Multi-drug 10 drugs Rapid Test Device – WB/S/P	46994	B	6
D-DOAWBM11	Multi-drug 11 drugs Rapid Test Device – WB/S/P	46994	B	6
D-DOAWBM12	Multi-drug 12 drugs Rapid Test Device – WB/S/P	46994	B	6
D-DOAWBM13	Multi-drug 13 drugs Rapid Test Device – WB/S/P	46994	B	6
D-DOAWBM14	Multi-drug 14 drugs Rapid Test Device – WB/S/P	46994	B	6
D-DOAWBM15	Multi-drug 15 drugs Rapid Test Device – WB/S/P	46994	B	6
D-DOAWBM16	Multi-drug 16 drugs Rapid Test Device – WB/S/P	46994	B	6
D-DOAWBM17	Multi-drug 17 drugs Rapid Test Device – WB/S/P	46994	B	6
D-DOA1D20H	Amphetamine (AMP) Rapid Test Device – Hair	46994	B	6
D-DOA4D20H	Barbiturates (BAR) Rapid Test Device – Hair	46994	B	6
D-DOA11D20H	Buprenorphine ( BUP) Rapid Test Device – Hair	46994	B	6
D-DOA5D20H	Benzodiazepine (BZO) Rapid Test Device – Hair	46994	B	6
D-DOA6D20H	Cocaine (COC) Rapid Test Device – Hair	46994	B	6
D-DOA31D20H	Cotinine (COT) Rapid Test Device – Hair	46994	B	6
D-DOA9D20H	Ketamine (KET) Rapid Test Device – Hair	46994	B	6
D-DOA43D20H	6-Monoacetylmorphine (6-MAM)Rapid Test Device – Hair	46994	B	6
D-DOA12D20H	Ecstasy (MDMA) Rapid Test Device – Hair	46994	B	6
D-DOA2D20H	Methamphetamine ( MET) Rapid Test Device – Hair	46994	B	6
D-DOA38D20H	Morphine (MOP) Rapid Test Device -Hair	46994	B	6
D-DOA39D20H	Oxycodone (OXY) Rapid Test Device -Hair	46994	B	6
D-DOA13D20H	Phencyclidine (PCP) Rapid Test Device – Hair	46994	B	6
D-DOAM2H	Multi-drug 2 drugs Rapid Test Device – Hair	46994	B	6
D-DOAM3H	Multi-drug 3 drugs Rapid Test Device – Hair	46994	B	6
D-DOAM4H	Multi-drug 4 drugs Rapid Test Device -Hair	46994	B	6
D-DOAM5H	Multi-drug 5 drugs Rapid Test Device – Hair	46994	B	6
D-DOAM6H	Multi-drug 6 drugs Rapid Test Device – Hair	46994	B	6
D-DOAM7H	Multi-drug 7 drugs Rapid Test Device – Hair	46994	B	6
D-DOAM8H	Multi-drug 8 drugs Rapid Test Device – Hair	46994	B	6
D-DOAM9H	Multi-drug 9 drugs Rapid Test Device – Hair	46994	B	6
D-CEAD20	CEA Rapid Test Device – WB/S/P	54617	C	3h
D-CFOB10	Calprotectin and FOB Combo Rapid Test Device – Feces	66462	B	6
D-HBHBD20	Hb+Hb-Hp Combo Rapid Test Device – Feces	54557	B	6
D-TRFOB10	Transferrin/FOB and Hb-Hp Combo Rapid Test Device - Feces	65270	B	6
D-CKMBD10	CK-MB Rapid Test Device – WB/S/P	52995	C	3j

D-HFCD25	H-FABP and cTnI Combo Rapid Test Device – WB/S/P	61295	C	3j
D-HMCKCTD10	H-FABP and Myoglobin/CK-MB/Cardiac Troponin I Combo Rapid Test Device – WB/S/P	61295	C	3j
D-CRPS10	CRP Rapid Test Strip – WB/S/P	58395	B	6
D-CRPD10	CRP Rapid Test Device – WB/S/P	58395	B	6
D-CRPSQS10	CRP Semi-Quantitative Rapid Test Device – WB/S/P	58395	B	6
D-CRPSQD10	CRP Semi-Quantitative Rapid Test Device – WB/S/P	58395	B	6
D-PCTD10	PCT Rapid Test Device – S/P	58305	B	6
D-FED10	Ferritin Rapid Test Device – WB/S/P	66124	B	6
D-FESQD10	Ferritin Semi-Quantitative Rapid Test Device – WB/S/P	66124	B	6
D-SP10D1	SP-10 Male Fertility Rapid Test Device-Sperm	61076	B	6
D-SP10D2	SP-10 Male Fertility Rapid Test Device-Sperm	61076	B	6
D-VDD10	Vitamin D Rapid Test Device – WB	60955	B	6
D-HBA1CD10	HbA1c Rapid Test Device-WB	65322	C	3k
D-RFSPD20	Rheumatoid Factor Rapid Test Device – S/P	66486	B	6
D-DMASQS50	Micro-Albumin Semi-Quantitative Rapid Test strip-urine	60471	B	6
D-MASQD25	Micro-Albumin Semi-Quantitative Rapid Test Device – Urine	60471	B	6
D-MAQS50	Micro-Albumin Qualitative Rapid Test Strip – Urine	60471	B	6
D-MAQD25	Micro-Albumin Qualitative Rapid Test Device – Urine	60471	B	6
D-RDOA32D40	Acetaminophen (ACE) Rapid Test Device -Urine	64160	B	6
D-RDOA53D40	7-Aminoclonazepam (7-ACL) Rapid Test Device -Urine	55532	B	6
D-RDOA1D40	Amphetamine (AMP) Rapid Test Device -Urine	46994	B	6
D-RDOA54D40	$\alpha$ -Pyrrolidinovalerophenone ( $\alpha$ -PVP ) Rapid Test Device -Urine	46994	B	6
D-RDOA4D40	Barbiturate (BAR) Rapid Test Device-urine	46994	B	6
D-RDOA11D40	Buprenorphine (BUP) Rapid Test Device -Urine	65385	B	6
D-RDOA5D40	Benzodiazepines (BZO) Rapid Test Device-urine	46994	B	6
D-RDOA56D40	Clonazepam (CLO) Rapid Test Device -Urine	55532	B	6
D-RDOA6D40	COCAINE (COC) Rapid Test Device-urine	46994	B	6
D-RDOA31D40	Cotinine (COT) Rapid Test Device -Urine	64155	B	6
D-RDOA41D40	Diazepam (DIA) Rapid Test Device -urine	64157	B	6
D-RDOA57D40	Ethylenediamine-dimethylphosphinic acid (EDDP) Rapid Test Device -urine	42656	B	6
D-RDOA58D40	Ethyl Glucuronide (ETG) Rapid Test Device-urine	60669	B	6
D-RDOA42D40	Fentanyl (FYL) Rapid Test Device -urine	64153	B	6
D-RDOA9D40	Ketamine (KET)Rapid Test Device-urine	62130	B	6
D-RDOA43D40	6-Monoacetylmorphine (6-MAM) Rapid Test Device -urine	64154	B	6
D-RDOA12D40	Ecstasy (MDMA) Rapid Test Device-urine	55489	B	6
D-RDOA61D40	Tenamfetamine (MDA) Rapid Test Device -urine	46994	B	6
D-RDOA62D40	Methylenedioxypyrovalerone (MDPV) Rapid Test Device -urine	46994	B	6
D-RDOA63D40	Methylphenidate(MPD) Rapid Test Device -urine	46994	B	6
D-RDOA2D40	Methamphetamine (MET) Rapid Test Device -urine	55498	B	6
D-RDOA38D40	Morphine (MOP) Rapid Test Device -urine	55701	B	6
D-RDOA64D40	Methaqualone (MQL) Rapid Test Device -urine	55696	B	6
D-RDOA7D40	Methadone (MTD) Rapid Test Device -urine	30521	B	6
D-RDOA3D40	Opiates (OPI) Rapid Test Device -urine	55701	B	6
D-RDOA39D40	Oxycodone (OXY) Rapid Test Device -urine	55734	B	6
D-RDOA13D40	Phencyclidine (PCP) Rapid Test Device -urine	30523	B	6
D-RDOA65D40	Propoxyphene (PPX) Rapid Test Device -urine	62324	B	6

D-RDOA51D40	Synthetic Marijuana (K2) Rapid Test Device-urine	30519	B	6
D-RDOA10D40	Tricyclic Antidepressants (TCA) Rapid Test Device -urine	55712	B	6
D-RDOA8D40	Marijuana (THC) Rapid Test Device-urine	30519	B	6
D-RDTMLD40	Tramadol (TML) Rapid Test Device -urine	64161	B	6
D-RDOA29D40	Lysergic Acid Diethylamide (LSD) Rapid Test Device -urine	64156	B	6
D-RDOA68D40	Zolpidem(ZOL) Rapid Test Device -urine	46994	B	6
D-RDOA1D25S	Amphetamine (AMP) Rapid Test Device -Saliva	46994	B	6
D-RDOA4D25S	Barbiturate (BAR) Rapid Test Device -Saliva	46994	B	6
D-RDOA11D25S	Buprenorphine (BUP) Rapid Test Device -Saliva	65385	B	6
D-RDOA5D20S	Benzodiazepines (BZO) Rapid Test Device -Saliva	46994	B	6
D-RDOA6D25S	COCAINE (COC) Rapid Test Device -Saliva	46994	B	6
D-RDOA2D25S	Methamphetamine (MET) Rapid Test Device -Saliva	55498	B	6
D-RDOA7D25S	Methadone (MTD) Rapid Test Device -Saliva	30521	B	6
D-RDOA3D25S	Opiates (OPI) Rapid Test Device -Saliva	55701	B	6
D-RDOA13D25S	Phencyclidine (PCP) Rapid Test Device -Saliva	30523	B	6
D-RDOA51D25S	Synthetic Marijuana (K2) Rapid Test Device -Saliva	30523	B	6
D-RDOAPM3	Multi-Drug 3 Drugs Rapid Test Panel-urine	46994	B	6
D-RDOAPM4	Multi-Drug 4 Drugs Rapid Test Panel-urine	46994	B	6
D-RDOAPM5	Multi-Drug 5 Drugs Rapid Test Panel-urine	46994	B	6
D-RDOAPM6	Multi-Drug 6 Drugs Rapid Test Panel-urine	46994	B	6
D-RDOAPM7	Multi-Drug 7 Drugs Rapid Test Panel-urine	46994	B	6
D-RDOAPM8	Multi-Drug 8 Drugs Rapid Test Panel-urine	46994	B	6
D-RDOAPM9	Multi-Drug 9 Drugs Rapid Test Panel-urine	46994	B	6
D-RDOAPM10	Multi-Drug 10 Drugs Rapid Test Panel-urine	46994	B	6
D-RDOAPM12	Multi-Drug 12 Drugs Rapid Test Panel-urine	46994	B	6
D-RDOAPM3A	Multi-Drug 3 Drugs Rapid Test Panel with Adulteration-urine	46994	B	6
D-RDOAPM4A	Multi-Drug 4 Drugs Rapid Test Panel with Adulteration-urine	46994	B	6
D-RDOAPM5A	Multi-Drug 5 Drugs Rapid Test Panel with Adulteration-urine	46994	B	6
D-RDOAPM6A	Multi-Drug 6 Drugs Rapid Test Panel with Adulteration-urine	46994	B	6
D-RDOAPM7A	Multi-Drug 7 Drugs Rapid Test Panel with Adulteration-urine	46994	B	6
D-RDOAPM8A	Multi-Drug 8 Drugs Rapid Test Panel with Adulteration-urine	46994	B	6
D-RDOAPM9A	Multi-Drug 9 Drugs Rapid Test Panel with Adulteration-urine	46994	B	6
D-RDOAPM10A	Multi-Drug 10 Drugs Rapid Test Panel with Adulteration-urine	46994	B	6
D-RDOAPM12A	Multi-Drug 12 Drugs Rapid Test Panel with Adulteration-urine	46994	B	6
D-RDOAM3U	Multi-Drug 3 Drugs Rapid Test Device-urine	46994	B	6
D-RDOAM5U	Multi-Drug 5 Drugs Rapid Test Device-urine	46994	B	6
D-RDOAM6U	Multi-Drug 6 Drugs Rapid Test Device-urine	46994	B	6
D-RDOAM7U	Multi-Drug 7 Drugs Rapid Test Device-urine	46994	B	6
D-RDOAM12U	Multi-Drug 12 Drugs Rapid Test Device-urine	46994	B	6
D-RDOAM3S	Multi-Drug 3 Drugs Rapid Test Device -Saliva	46994	B	6
D-RDOAM4S	Multi-Drug 4 Drugs Rapid Test Device -Saliva	46994	B	6
D-RDOAM5S	Multi-Drug 5 Drugs Rapid Test Device -Saliva	46994	B	6
D-RDOAM6S	Multi-Drug 6 Drugs Rapid Test Device -Saliva	46994	B	6
D-RDOAM7S	Multi-Drug 7 Drugs Rapid Test Device -Saliva	46994	B	6
D-RDOAM8S	Multi-Drug 8 Drugs Rapid Test Device -Saliva	46994	B	6
D-RCFOB10	FOB Rapid Test Device -Feces	54532	B	6
D-RHCGUD40	hCG Pregnancy Rapid Test Device -urine	33819	B	6
D-RCTID10	Cardiac Troponin I Rapid Test Device -WB/S/P	46989	C	3j




D-RNGALD10	NGAL (neutrophil gelatinase-associated lipocalin) Rapid Test Device -WB/S/P	47430	C	3j
D-RCKMBD10	CK-MB Rapid Test Device -WB/S/P	52995	C	3j
D-RMYOD10	Myoglobin Rapid Test Device -WB/S/P	46987	C	3j
D-INFABD20	Influenza A+B Rapid Test Device – Swab/Nasal Aspirate	49119	B	6
D-RHPAGD25	H. pylori Antigen Rapid Test Device -Feces	30825	B	6
D-RMONOD25	MONO Rapid Test Device -WB/S/P	49689	C	3e
D-RINFAD20	Influenza A Rapid Test Device -Swab/Nasal Aspirate	49119	B	6
D-RSTRAS20	Strep A Rapid Test Device -Throat Swab	51707	B	6
D-RTPD40	Syphilis Rapid Test Device -S/P	63969	C	3a
D-RDGMD20	Dengue IgG/IgM Rapid Test Device -WB/S/P	63238	B	6
D-RDAGD20	Dengue NS1 Rapid Test Device-WB/S/P	62946	C	3b
D-RFFD25	Fetal Fibronectin (fFN) Rapid Test Device -Vaginal Discharge	53721	B	6
D-RFSHD20	Follicle Stimulating Hormone (FSH) Rapid Test Device -Urine	54188	B	6
D-RTSHD20	TSH Rapid Test Device -WB/S/P	65274	B	6
D-RFED10	Ferritin Rapid test Device -WB/S/P	66124	B	6
D-RTSHSQD20	Thyroid Stimulating Hormone (TSH) Rapid Test Device -WB/S/P	65274	B	6
D-RVDD10	Vitamin D Rapid Test Device -WB/S/P	60955	B	6
D-RPCTCD10	Procalcitonin (PCT) Rapid Test Device -WB/S/P	58305	B	6
D-RCALD10	Calprotectin Rapid Test Device -Feces	60775	B	6
D-RCRD10	CRP Rapid Test Device -WB/S/P	58768	B	6
D-FICEAD20	CEA Test Device -S/P	54616	C	3h
D-FIAFPD20	AFP Test Device -S/P	54060	C	3h
D-FIDIMERD10	D-Dimer Test Device -WB/P	61389	C	3k
D-FICKMBD10	CK-MB Test Device -WB/S/P	61385	C	3j
D-FITROPID20	cTnI Test Device -WB/S/P	54010	C	3j
D-FIMYOD25	Myoglobin Rapid Test Device — WB/S/P	61390	C	3j
D-FIFABD10	H-FABP Test Device -WB/S/P	53365	C	3j
D-FINTPD10	NT-proBNP Test Device -WB/S/P	47352	C	3j
D-FITIMCKD20	Troponin I/Myoglobin/CK-MB (3 in 1 ) Test Device -WB/S/P	47384	C	3j
D-FITTMCKD20	Troponin T/Myoglobin/CK-MB (3 in 1 ) Test Device -WB/S/P	47384	C	3j
D-FILHD20	LH Test Device -WB/S/P	65959	B	6
D-FISTRAS20	Strep A Test Device -Swab	63770	B	6
D-FIABD20	Influenza A+B Test Device -Swab	49117	B	6
D-FIDGMD20	Dengue IgG/IgM Test Device -WB/S/P	48915	B	6
D-FIDAGD25	Dengue NS1 Test Device -WB/S/P	48915	C	3b
D-FIRSVD20	RSV Test Device -Swab	62587	B	6
D-FICDTABD10	Clostridium difficile Toxin A/Toxin B Combo Test Device -Feces	65995	B	6
D-FICDGD10	Clostridium difficile GDH Test Device -Feces	65995	B	6
D-FIADED25	Adenovirus antigen Test Device -Feces	49854	B	6
D-FISPD10	Streptococcus pneumoniae Test Device -urine	63796	C	3c
D-FILPD25	Legionella pneumophila Test Device -urine	63781	C	3c
D-FITPSPD40	Syphilis Test Device -WB/S/P	51814	C	3a
D-FIZAGD10	Zika antigen Test Device -WB/S/P	65994	B	6
D-FIZMD10	Zika IgM Test Device -WB/S/P	66015	B	6
D-FIAMHD10	AMH Test Device -WB/S/P	58410	B	6
D-FIFFD25	Fetal Fibronectin (fFN) Test Device-Swab	53721	B	6
D-FIFSHD20	FSH Test Device -WB/S/P	54188	B	6

D-FIRFSPD20	Rheumatoid Factor IgM Test Device -WB/S/P	55109	B	6
D-FICRPD25	CRP Test Device-WB/S/P	58768	B	6
D-FIPCTD25	PCT Test Device-WB/S/P	54313	B	6
D-FIFOBD25	FOB Test Device-Feces	66044	B	6
D-FIT4D25	T4 Test Device-S/P	63072	B	6
D-FIHCG D25	$\beta$ -HCG Test Device-S/P	58789	B	6
D-FITSHD25	TSH Test Device-S/P	54384	B	6
D-FIT3D25	T3 Test Device-S/P	63082	B	6
D-FITESD25	Testosterone Test Device-S/P	54184	B	6
D-FIP4D25	Progesterone(P4) Test Device-S/P	54327	B	6
D-FICYSCD25	CysC Test Device-WB/S/P	48177	B	6
D-FI2MGD25	$\beta$ 2MG Test Device-WB/S/P	53930	B	6
D-FINGALD25	N-GAL Test Device-Urine	47426	C	3j
D-FIHBA1CD25	HbA1c Test Device-WB	65958	C	3k
D-FIIGED25	IgE Test Device-WB/S/P	60380	C	3e
D-FIFED25	Ferritin Test Device-S/P	58769	B	6
D-CAND20	Candida Albicans Rapid Test Device – Swab	63216	B	6
D-CHAGBD20	Cholera Ag O139 Rapid Test Device – Feces	51840	c	3c
D-COVAGD20B	SARS-CoV-2 Antigen Rapid Test Device – swab	64787	D	1
D-COVAGD20H	COVID-19 Antigen Rapid Test Device – Oral Fluid	64787	D	1
D-COVGD25	COVID-19 IgG Rapid Test Device – WB/S/P	64831	D	1
D-COVID1	SARS-CoV-2 and Influenza A+B Antigen Combo Rapid Test Device – Nasal Swab	64770	D	1
D-COVID20	SARS-CoV-2 and Influenza A+B Antigen Combo Rapid Test Device – Nasal Swab	64770	D	1
D-DOA12D20S	Ecstasy (MDMA) Rapid Test Device – Saliva	46994	B	6
D-DOA2D20S	Methamphetamine (MET) Rapid Test Device - Saliva	46994	B	6
D-DOA31D20S	Cotinine (COT) Rapid Test Device – Salvia	46994	B	6
D-DOA3D20S	Opiates (OPI) Rapid Test Device – Saliva	46994	B	6
D-DOA43D20D	6-Monoacetylmorphine (6-MAM) Rapid Test Device – Salvia	46994	B	6
D-DOA50D40	Pregabalin (PGB) Rapid Test Device – Urine	46994	B	6
D-DOA50S50	Pregabalin (PGB) Rapid Test Strip – Urine	46994	B	6
D-DOA51D20	Synthetic Marijuana (K2) Rapid Test Device – Urine	46994	B	6
D-DOA51S50	Synthetic Marijuana (K2) Rapid Test Strip – Urine	46994	B	6
D-DOA58S40	Ethyl Glucuronide (ETG) Rapid Test Strip – Urine	46994	B	6
D-DOA62S25S	Methylenedioxypyrovalerone (MDPV) Rapid Test Device – Saliva	46994	B	6
D-DOA6D20S	Cocaine (COC) Rapid Test Device – Saliva	46994	B	6
D-DOA7D20S	Methadone (MTD) Rapid Test Device – Saliva	46994	B	6
D-DOAS50	Methadone (MTD) Rapid Test Strip – Urine	46994	B	6
D-DOA8D20S	Marijuana (THC) Rapid Test Device – Saliva	46994	B	6
D-DOAM10UT	Multi- Drug 10 drugs inc. T ramadol Rapid Test Device – Urine	46994	B	6
D-GL10D	Giardia Lamblia Rapid Test Device – Feces	52249	B	6
D-GONOD20	Gonorrhea Rapid Test Device – Swab	51228	C	3a
D-HBAC1CD10	HbA1c Rapid Test Device – WB	65322	C	3k
D-HCGS0	(hCG) Rapid Test Device plain/no box – Urine/S/P	66850	B	6
D-HPD20	H.pylori Rapid Test Device – WB/S/P	30825	B	6
D-HPD40	H.pylori Antibody Rapid Test Device – WB/S/P	30825	B	6
D-HPVD20	HPV Antigen Rapid Test Device – Cervical Swab	63733	B	6

D-INFABS50	Influenza A+B Rapid Test Strip – Swab/Nasal Aspirate	49119	B	6
D-LACFD20	Lactoferrin Rapid Test Device – Feces	53910	B	6
D-MASQS50	Micro-Albumin Semi-Quantitative Rapid Test Strip – Urine	60471	B	6
D-MCKTMD40	Myoglobin/CK-MB/Troponin I Combo Rapid Test Device – WB/S/P	61295	C	3j
D-TETD20	Tetanus Rapid Test Device – WB/S/P	50867	B	6
D-TPS100	Syphilis Rapid Test Strip – WB/S/P	51788	C	3a
D-TRFOBHB	Transferrin, FOB, Hb+Hb+Hp Rapid Test Device – Feces	65270	B	6
D-TROPQD20	Troponin I (cTNI) Semi Quantitative Test Rapid Test Device –	46989	C	3j
D-TRVAD10	Trichomonas Vaginalis Rapid Test Device – Swab	52471	C	3a
D-TYGMCD40	Typhoid Rapid Test Device – WB/S/P	63976	C	3e
D-TYGMCD40	Typhoid Rapid Test Device – S/P	63976	C	3e
D-COVAGD25H	SARS-CoV-2 Antigen Rapid Test Device – Oral Fluid	64787	D	1
D-DOA30DM25S	Tramadol (TML) Rapid Test Device – Midstream Saliva	46994	B	6
D-SHID20	Shigella Rapid Test Device – Faeces	64874	C	3b
D-FICOVID10	COVID-19 Antigen Rapid Test Device – Nasopharyngeal Swab	64787	D	1
D-HAVMD20	HAV IgM Rapid Test S/P	48270	B	6
D-NGALD10	NGAL Rapid test WB/S/P	47427	C	3j
D-COVD25B	SARS-CoV-2 IgG/ IgM Rapid Test Device (WB/S/P)	64756	D	1
D-CHAGS50	Cholera Ag Rapid test - Faeces	51840	C	3c
D-RDOA40D40	Alcohol(ALC) Rapid Test Casette (for Reader)-Urine	64159	B	6
D-RDOA6725S	Marijuana (THC) Rapid Test device (for Reader)-Saliva	30519	B	6
D-RDOA1M25S	Amphetamine (AMP) Rapid Test Midstream (for Reader)-Saliva	46994	B	6
D-RDOA4M25S	Barbiturate (BAR) Rapid Test Midstream (for Reader)-Saliva	46994	B	6
D-RDOA11M25S	Buprenorphine (BUP) Rapid Test Midstream (for Reader)-Saliva	65385	B	6
D-RDOA5M20S	Benzodiazepines (BZO) Rapid Test Midstream (for Reader)-Saliva	46994	B	6
D-RDOA6M25S	COCAINE (COC) Rapid Test Midstream (for Reader)-Saliva	46994	B	6
D-RDOA2M25S	Methamphetamine (MET) Rapid Test Midstream (for Reader)-Saliva	55498	B	6
D-RDOA7M25S	Methadone (MTD) Rapid Test Midstream (for Reader)-Saliva	30521	B	6
D-RDOA3M25S	Opiates (OPI) Rapid Test Midstream (for Reader)-Saliva	55701	B	6
D-RDOA13M25S	Phencyclidine (PCP) Rapid Test Midstream (for Reader)-Saliva	30523	B	6
D-RDOA51M25S	Synthetic Marijuana (K2) Rapid Test Midstream (for Reader)-Saliva	30519	B	6
D-FIMAD25	Micro-albumin Test device(for Analyzer)-urine	53479	B	6
D-LEIGID20	Legionella Antigen Rapid Test Device – T hroat Swab	51054	C	3c
D-LEIGID40	Legionella Antigen Rapid Test Device – Throat Swab	51054	C	3c
D-TBSPD10	Tuberculosis (TB) Rapid Test Device – WB/S/P	65814	C	3e
D-TBSPD20	Tuberculosis (TB) Rapid Test Device – WB/S/P	65814	C	3e
D-MPPFVBD20	Malaria P.f./P.v. Rapid Test Device -WB/S/P	63331	C	3c
D-DGMCMD20	Dengue + Chik (IgG/IgM-Chik IgM) Test – WB/S/P	63970	B	6


## Annex

The below updates aren't stipulated as a significant change under the IVDR.

Date of Update	Update made	Signature		
15/12/2023	Added new GMDN codes			
Part/Catalogue Number	Description/Name	GMD N Code	IVD R CLA	Rule
D-HPVCSD25	HPV Antigen Rapid Test -Cervical Swab	49993	C	3a
D-HEMS50	HB Hemoglobin Strip	63089	B	6
D-COVIRCS20	COVID-19,Flu A+B &RSV Combo Rapid Test -Nasopharyngeal swab	64770	D	1
D-SCIABRSVAPNS20	SARS-CoV-2 & Influenza A+B & RSV & Adenovirus & M.pneumoniae Antigen Combo Rapid Test -Nasopharyngeal swab	64770	D	1
D-DOA70D40	Tapentadol (TAP) Rapid Test -Urine	46994	B	6
D-DOA70P40	Tapentadol (TAP) Rapid Test -Urine	46994	B	6
D-DOA70S50	Tapentadol (TAP) Rapid Test -Urine	46994	B	6
D-DOA40SS50	Alcohol Rapid Test Dipstick(Saliva)	64159	B	6
D-DOA40D25	Alcohol (ALC) Oral Fluid Cassette	64159	B	6
D-DOA40BBD15	Breath Alcohol Test (With Blow bag) Cassette	64159	B	6
D-DOA40BBD20	Breath Alcohol Test (Without Blow bag) Cassette	64159	B	6
D-LPD25	Legionella pneumophila Rapid Test -Urine	51054	C	3c
D-LPSPD10	Legionella pneumophilla & Streptococcus pneumoniae Rapid Test -Urine	63143	C	3c
D-U12100	Urinalysis Strips 12 Parameter	63695	B	6
D-U13100	Urinalysis Strips 13 Parameter	63695	B	6
D-U14100	Urinalysis Strips 14 Parameter	63695	B	6
D-HSV1D20	HSV-1 IgG/IgM Rapid Test -WB/S/P	49556	C	3a
D-HSV2D20	HSV-2 IgG/IgM Rapid Test -WB/S/P	49556	C	3a
D-CLOSGTD10	C. difficile GDH+ Toxin A +Toxin B Combo Rapid Test -Faeces	50831	B	6

## ANNEX II

The below updates aren't stipulated as a significant change under the IVDR.

Date of Update	Update made	Signature		
10/04/2024	New Brand Addition (Rapid Biotech)			
Part/Catalogue Number	Description/Name	GMDN Code	IVDR CLASS	Rule
D-ADAGD20	Adenovirus pneumoniae Antigen Rapid Test -Swab	49856	B	6
D-ARD10	Adenovirus & RSV Combo Rapid Test -Nasal Swab	64770	B	6
D-ARID10	Adenovirus, RSV & Influenza A+B Combo Rapid Test -Nasal Swab	64770	B	6
D-EVGD10	EBV VCA IgG Rapid Test -Whole Blood/Serum/Plasma	64773	C	3e
D-ENG10	EBNA IgG Rapid Test -Whole Blood/Serum/Plasma	49689	C	3e
D-EVEND10	EBV VCA & EBNA IgG Combo Rapid Test -Whole Blood/Serum/Plasma	64773	C	3e
D-HAVMWBD20	HAV IgM Rapid Test -Whole Blood/Serum/Plasma	48270	B	6
D-HAVGMD25	HAV IgG/IgM Combo Rapid Test -Whole Blood/Serum/Plasma	65737	B	6
D-HEVD20	HEV IgG/IgM Rapid Test -Serum/Plasma	65766	C	3e
D-TPSPD40	TP (Syphilis) Rapid Test -Serum/Plasma	51788	C	3a
D-TPS100	TP (Syphilis) Rapid Test -Whole Blood/Serum/Plasma	51788	C	3a
D-TPSPS50	TP (Syphilis) Rapid Test -Serum/Plasma	51788	C	3a
D-TPD20	TP (Syphilis) Rapid Test -Whole Blood/Serum/Plasma	51788	C	3a
D-TPD40	TP (Syphilis) Rapid Test -Whole Blood/Serum/Plasma	51788	C	3a
D-TPS50	TP (Syphilis) Rapid Test -Whole Blood/Serum/Plasma	51788	C	3a
D-CRAGD10	Cryptococcus Antigen Rapid Test -Whole Blood/Serum/Plasma/CSF	65815	C	3b
D-BRUD20	Brucella Abortus Rapid Test -Whole Blood	50611	C	3b
D-HPABD40	H. pylori Ab Rapid Test -Serum/Plasma	65844	B	6
D-HPD20	H. pylori Ab Rapid Test -Whole Blood/Serum/Plasma	30825	B	6
D-HPD40	H. pylori Ab Rapid Test -Whole Blood/Serum/Plasma	30825	B	6
D-SCTD10	Scrub Typhus IgG/IgM Rapid Test -Whole Blood/Serum/Plasma	51333	C	3e
D-TYGMD20	Typhoid IgG/IgM Rapid Test -Serum/Plasma	63976	C	3e
D-TYGMCD20	Typhoid IgG/IgM Rapid Test -Whole Blood/Serum/Plasma	51560	C	3e
D-TYGMD40	Typhoid IgG/IgM Rapid Test -Serum/Plasma	63976	C	3e
D-TYGMCD40	Typhoid IgG/IgM Rapid Test -Whole Blood/Serum/Plasma	63976	C	3e
D-TYGMS50	Typhoid IgG/IgM Rapid Test -Whole Blood/Serum/Plasma	63976	C	3e



D-LYMD10	Lyme IgG/IgM Rapid Test -Whole Blood/Serum/Plasma	66392	B	6
D-TBS50	Tuberculosis (TB) Rapid Test -Whole Blood/Serum/Plasma	51172	C	3e
D-TBD20	Tuberculosis (TB) Rapid Test -Whole Blood/Serum/Plasma	51172	C	3e
D-HCGUD40	Pregnancy (hCG) Rapid Test -Urine	66850	B	6
D-HCGUM0	Pregnancy (hCG) Rapid Test -Urine	66850	B	6
D-HCGUS50	Pregnancy (hCG) Rapid Test -Urine	66850	B	6
D-HCGUS100	Pregnancy (hCG) Rapid Test -Urine	66850	B	6
D-HCGUED40	Pregnancy (hCG) Enhanced Sensitivity Rapid Test -Urine	66850	B	6
D-HCGUEM0	Pregnancy (hCG) Enhanced Sensitivity Rapid Test -Urine	66850	B	6
D-HCGUES100	Pregnancy (hCG) Enhanced Sensitivity Rapid Test -Urine	66850	B	6
D-HCGUES50	Pregnancy (hCG) Enhanced Sensitivity Rapid Test -Urine	66850	B	6
D-HCGD20	Pregnancy (hCG) Rapid Test -Urine/Serum/Plasma	66850	B	6
D-HCGD40	Pregnancy (hCG) Rapid Test -Urine/Serum/Plasma	66850	B	6
D-HCGS100	Pregnancy (hCG) Rapid Test -Urine/Serum/Plasma	66850	B	6
D-HCGS50	Pregnancy (hCG) Rapid Test -Urine/Serum/Plasma	66850	B	6
D-HCGED20	Pregnancy (hCG) Enhanced Sensitivity Rapid Test -Urine/Serum/Plasma	66850	B	6
D-HCGES20	Pregnancy (hCG) Enhanced Sensitivity Rapid Test -Urine/Serum/Plasma	33819	B	6
D-HCGCD40	Pregnancy (hCG) Rapid Test -Whole Blood/Serum/Plasma	33819	B	6
D-HCGECD40	Pregnancy (hCG) Enhanced Sensitivity Rapid Test -Whole Blood/Serum/Plasma	66850	B	6
D-LHD20	Ovulation (LH) Rapid Test -Urine	54255	B	6
D-LHS50	Ovulation (LH) Rapid Test -Urine	54225	B	6
D-FSHD20	FSH Rapid Test -Urine	65840	B	6
D-FSHS50	FSH Rapid Test -Urine	65840	B	6
D-AMHD10	AMH Rapid Test -Whole Blood/Serum/Plasma	65295	B	6
D-FFD25	Fetal Fibronectin (fFN) Rapid Test -Vaginal Secretion	65270	B	6
D-IGFBP1D25	iGFBP-1 Rapid Test -Vaginal Secretion	64054	B	6
D-GOND20	Gonorrhea Rapid Test -Swabs	51228	C	3a
D-TVD10	Trichomonas Vaginalis Rapid Test -Vaginal Swab	52471	C	3a
D-CAND20	Candida Albicans Rapid Test -Swab	63216	B	6
D-CAND10	Candida Albicans Rapid Test -Swab	63216	B	6
D-CHAD40	Chagas Rapid Test-Serum/Plasma	52480	B	6
D-CHABD20	Chagas Ab Rapid Test -Whole Blood/Serum/Plasma	52480	B	6
D-CHIKMD20	Chikungunya IgM Rapid Test -Whole Blood/Serum/Plasma	60870	B	6
D-CHIKGMD40	Chikungunya IgG/IgM Rapid Test -Serum/Plasma	63970	B	6
D-CHIKWBD40	Chikungunya IgG/IgM Rapid Test -Whole Blood/Serum/Plasma	63970	B	6
D-FILGMD40	Filariasis IgG/IgM Rapid Test -Serum/Plasma	52508	B	6
D-FILGMD20	Filariasis IgG/IgM Rapid Test -Whole Blood/Serum/Plasma	52508	B	6

D-DAGD20	Dengue Ag Rapid Test -Whole Blood/Serum/Plasma	62946	C	3b
D-DGMD20	Dengue IgG/IgM Rapid Test -Whole Blood/Serum/Plasma	63238	B	6
D-DAGMD20	Dengue IgG/IgM And NS1 Combo Rapid Test -Whole Blood/Serum/Plasma	62928	C	3b
D-DAGMD20	Dengue Ag & IgG/IgM Rapid Test -Whole Blood/Serum/Plasma	62928	C	3b
D-ZNSD10	Zika NS1 Rapid Test -Whole Blood/Serum/Plasma	66467	C	3b
D-ZGMD10	Zika IgG/IgM Rapid Test -Whole Blood/Serum/Plasma	63719	B	6
D-ZGMNSD10	Zika IgG/IgM and NS1 Combo Rapid Test -Whole Blood/Serum/Plasma	63767	C	3b
D-LEIGMD20	Leishmania IgG/IgM Rapid Test -Whole Blood/Serum/Plasma	52283	B	6
D-LEPGMD20	Leptospira IgG/IgM Rapid Test -Whole Blood/Serum/Plasma	63726	B	6
D-MPFS50	Malaria P.f. Rapid Test -Whole Blood	52336	C	3c
D-MPFD20	Malaria P.f. Rapid Test -Whole Blood	52336	C	3c
D-MPFPAND20	Malaria P.f./Pan Rapid Test -Whole Blood	52311	C	3c
D-MPFPVBD20	Malaria P.f./P.v. Rapid Test -Whole Blood	63331	C	3c
D-MPFPVPAND20	Malaria P.f./P.v./Pan Rapid Test -Whole Blood	52311	C	3c
D-MONOD25	Mononucleosis Rapid Test -Whole Blood/Serum/Plasma	49689	C	3e
D-PNEUD20	Mycoplasma Pneumoniae Ag Rapid Test -Swab	65851	B	6
D-MYPMD20	Mycoplasma Pneumoniae IgM Rapid Test -Whole Blood/Serum/Plasma	65851	B	6
D-MYPGMD20	Mycoplasma Pneumoniae IgG/IgM Rapid Test -Whole Blood/Serum/Plasma	66460	B	6
D-RSVD20	Respiratory Syncytial Virus (RSV) Rapid Test -Swab	64770	B	6
D-INFAS20	Influenza A Rapid Test -Swab/Nasal Aspirate	49150	B	6
D-INFABS20	Influenza A+B Rapid Test -Swab/Nasal Aspirate	49119	B	6
D-INFABD20	Influenza A+B Rapid Test -Swab/Nasal Aspirate	49119	B	6
D-HNAGD20	H1N1 Antigen Rapid Test -Swab	49150	D	1
D-RID10	RSV & Influenza A+B Combo Rapid Test -Swab/Nasal Aspirate	64770	B	6
D-STRAS20	Strep A Rapid Test -Swab	51707	B	6
D-STRARD20	Strep A Rapid Test (Control Line in Red) -Throat Swab	51707	B	6
D-STRABD20	Strep A Rapid Test (Control Line in Blue) -Throat Swab	51707	B	6
D-STRBS20	Strep B Rapid Test -Swab	51747	C	3b
D-STRBD20	Strep B Rapid Test -Swab	51747	C	3b
D-TETD20	Tetanus Rapid Test -Whole Blood/Serum/Plasma	50867	B	6
D-TETD40	Tetanus Rapid Test -Whole Blood/Serum/Plasma	50867	B	6
D-LPD25	Legionellapneumophila Rapid Test -Urine	51054	C	3c
D-LPSPD10	Legionellapneumophila & Streptococcus pneumoniae Rapid Test -Urine	60765	C	3c
D-SPAGD10	Streptococcus pneumoniae Antigen Rapid Test -Urine	51770	C	3c
D-RFD20	RF Rapid Test -Whole Blood/Serum/Plasma	42230	B	6
D-TSHD20	TSH Rapid Test -Whole Blood/Serum/Plasma	65274	B	6

D-HSV12GD40	HSV 1/2 IgG Rapid Test -Serum/Plasma	49545	C	3a
D-HSV12GCD40	HSV 1/2 IgG Rapid Test -Whole Blood/Serum/Plasma	49545	C	3a
D-HSV12D10	HSV 1/2 IgM Rapid Test -Serum/Plasma	49549	C	3a
D-HSV12CD40	HSV 1/2 IgM Rapid Test -Whole Blood/Serum/Plasma	49549	C	3a
D-HSV12GMD40	HSV 1/2 IgG/IgM Rapid Test -Serum/Plasma	49556	C	3a
D-HSV12GMCD40	HSV 1/2 IgG/IgM Rapid Test -Whole Blood/Serum/Plasma	49556	C	3a
D-HSV12GMD25	HSV 1/2 IgG/IgM Combo Rapid Test -Serum/Plasma	49556	C	3a
D-HSV12GMCD25	HSV 1/2 IgG/IgM Combo Rapid Test -Whole Blood/Serum/Plasma	49556	C	3a
D-ENTD10	Entamoeba histolytica Rapid Test -Faeces	47358	B	6
D-GLD10	Giardia Lamblia Rapid Test -Faeces	52249	B	6
D-CRYD10	Cryptosporidium Rapid Test -Faeces	52163	C	3c
D-CRYGLD10	Cryptosporidium and Giardia Lamblia Combo Rapid Test -Faeces	47358	C	3c
D-EGCD10	Entamoeba & Giardia & Crypto Combo -Faeces	47358	C	3c
D-HPAGD20	H. pylori Ag Rapid Test -Faeces	30825	B	6
D-HPAGS25	H pylori Ag Rapid Test -Faeces	30825	B	6
D-ADOD25	Adenovirus Rapid Test -Faeces	49856	B	6
D-NOROD25	Norovirus Rapid Test -Faeces	48235	B	6
D-ROTAGD20	Rotavirus Rapid Test -Faeces	48235	B	6
D-ASTD10	Astrovirus Rapid Test -Faeces	64772	B	6
D-ROAAGD20	Rotavirus & Adenovirus Rapid Test -Faeces	48235	B	6
D-NRAD10	Norovirus & Rotavirus & Adenovirus Rapid Test -Faeces	48235	B	6
D-NRAAD10	Norovirus & Rotavirus & Adenovirus & Astrovirus Rapid Test -Faeces	48235	B	6
D-TYPAGD20	Salmonella Typhi and Paratyphi Rapid Test -Whole Blood/Serum/Plasma/Faeces	51512	C	3e
D-TYAGD20	Salmonella Typhi Antigen Rapid Test -Faeces	51512	C	3e
D-PAAGD25	Salmonella paratyphi Antigen Rapid Test -Faeces	51543	C	3e
D-CAMD10	Campylobacter Rapid Test -Faeces	50683	B	6
D-CLOSD20	C. difficile GDH Rapid Test -Faeces	50831	B	6
D-CDTABD10	C. difficile Toxin A +Toxin B Combo Rapid Test -Faeces	47382	B	6
D-CDGTABD10	C. difficile GDH+ Toxin A +Toxin B Combo Rapid Test -Faeces	47382	B	6
D-VC01D10	Vibrio Cholera 01 (VC01) Rapid Test -Faeces	51840	c	3c
D-VCPD10	Vibrio Cholera 01/0139 Rapid Test -Faeces	51840	C	3c
D-VC0139D10	Vibrio Cholera 0139 (VC0139) Rapid Test -Faeces	51840	C	3c
D-AFPD20	AFP Rapid Test -Whole Blood/Serum/Plasma	63981	C	3h
D-CEAD20	CEA Rapid Test -Whole Blood/Serum/Plasma	54617	C	3h
D-FOBD10	Faecal Occult Blood (FOB) Rapid Test -Faeces	54532	B	6
D-FOBD20	Faecal Occult Blood (FOB) Rapid Test -Faeces	54532	B	6
D-FOBS10	Faecal Occult Blood (FOB) Rapid Test -Faeces	54532	B	6
D-HBHBD20	Hb+Hb-Hp Rapid Test -Faeces	54557	B	6
D-CFOBD10	Calprotectin and FOB Combo Rapid Test -Faeces	66462	B	6
D-CA125D10	CA125 Rapid Test -Whole Blood/Serum/Plasma	64534	C	3h
D-CA153D10	CA15-3 Rapid Test -Whole Blood/Serum/Plasma	64535	C	3h

D-CA199D10	CA19-9 Rapid Test -Whole Blood/Serum/Plasma	64536	C	3h
D-TRFOB20	Transferrin/FOB Rapid Test -Faeces	65270	B	6
D-TRFOBHB	Transferrin/FOB & Hb+Hb-Hp Rapid Test -Faeces	65270	B	6
D-TRFOBHBD20	Transferrin/FOB and Hb-Hp Combo Rapid Test -Faeces	65270	B	6
D-TROPD20	Cardiac Troponin I Rapid Test -Whole Blood/Serum/Plasma	46989	C	3j
D-CTTD10	Cardiac Troponin T Rapid Test -Whole Blood/Serum/Plasma	46989	C	3j
D-CRPD10	C-reactive protein (CRP) Rapid Test -Whole Blood/Serum/Plasma	58395	B	6
D-CRPSQD10	C-reactive protein (CRP) (Semi-Quantitative) Rapid Test -Whole Blood/Serum/Plasma	58395	B	6
D-CRPS10	C-reactive protein (CRP) Rapid Test -Whole Blood/Serum/Plasma	58395	B	6
D-CRPSQS10	C-reactive protein (CRP) (Semi-Quantitative) Rapid Test -Whole Blood/Serum/Plasma	58395	B	6
D-DIMERD10	D-Dimer Rapid Test -Whole Blood/Serum/Plasma	47343	C	3k
D-FABD10	H-FABP Rapid Test -Whole Blood/Serum/Plasma	66449	C	3j
D-HFCD25	H-FABP & cTnI Combo Rapid Test -Whole Blood/Serum/Plasma	61295	C	3j
D-HMCKCTD10	H-FABP & Myoglobin & CK-MB & CTNI Combo Rapid Test -Whole Blood/Serum/Plasma	61295	C	3j
D-NTPD10	NT-proBNP rapid test Whole Blood/Serum/Plasma	47041	C	3j
D-MCKTMD20	Myoglobin & CK-MB & Troponin I Combo Rapid Test -Whole Blood/Serum/Plasma	61295	C	3j
D-MYOD10	Myoglobin Test – whole blood/serum/plasma	46987	C	3j
D-PCTD40	Procalcitonin (PCT) Rapid Test -Serum/Plasma	58305	B	6
D-PCTD10	Procalcitonin (PCT) Rapid Test -Serum/Plasma	58305	B	6
D-CKMBD10	CK-MB Rapid Test -Whole Blood/Serum/Plasma	52995	C	3j
D-COVD25	2019-nCoV IgG/IgM Rapid Test (Self Testing) -Whole Blood/Serum/Plasma	64756	D	1
D-COVAGIFD25	COVID-19 and Influenza A+B Antigen Combo Rapid Test (Self Testing) -Swab	64770	D	1
D-COVAGD25B	SARS-CoV-2 Antigen Rapid Test -Nasal Swab	64787	D	1
D-COVAGD20N	SARS-CoV-2 Antigen Rapid Test -Nasal Swab	64787	D	1
D-COVID1	SARS-CoV-2 & Influenza A+B Antigen Rapid Test -Nasal Swab	64770	D	1
D-COVID20	SARS-CoV-2 & Influenza A+B Antigen Rapid Test -Nasal Swab	64770	D	1
D-COVGD25	COVID-19 IgG Rapid Test -Whole Blood/Serum/Plasma	64831	D	1
D-COVIRCS20	COVID-19,Flu A+B & RSV Combo Rapid Test -Nasopharyngeal swab	64770	D	1
D-SCIABRSVAPNS20	SARS-CoV-2 & Influenza A+B & RSV & Adenovirus & M.pneumoniae Antigen Combo Rapid Test -Nasopharyngeal swab	64770	D	1


D-HBA1CD10	HbA1c Rapid Test -Faeces	65322	C	3k
D-IGED10	IgE Rapid Test -Whole Blood/Serum/Plasma	65991	C	3e
D-LACFD10	Lactoferrin Rapid Test -Faeces	53910	B	6
D-CALD10	Calprotectin Rapid Test -Faeces	60775	B	6
D-CALAD10	Calprotectin & Lactoferrin Rapid test - Faeces	60775	B	6
D-FESQD10	Ferritin Rapid Test (Semi-Quantitative) -Whole Blood/Serum/Plasma	66124	B	6
D-FED10	Ferritin Rapid Test -Whole Blood/Serum/Plasma	66124	B	6
D-VDD10	Vitamin D Rapid Test -Whole Blood	60955	B	6
D-DOAM2U	DOA Multi 2 Parameters Rapid Test -Urine	46994	B	6
D-DOAM3U	DOA Multi 3 Parameters Rapid Test -Urine	46994	B	6
D-DOAM4U	DOA Multi 4 Parameters Rapid Test -Urine	46994	B	6
D-DOAM5U	DOA Multi 5 Parameters Rapid Test -Urine	46994	B	6
D-DOAM6U	DOA Multi 6 Parameters Rapid Test -Urine	46994	B	6
D-DOAM7U	DOA Multi 7 Parameters Rapid Test -Urine	46994	B	6
D-DOAM8U	DOA Multi 8 Parameters Rapid Test -Urine	46994	B	6
D-DOAM9U	DOA Multi 9 Parameters Rapid Test -Urine	46994	B	6
D-DOAM10U	DOA Multi 10 Parameters Rapid Test -Urine	46994	B	6
D-DOAM11U	DOA Multi 11 Parameters Rapid Test -Urine	46994	B	6
D-DOAM12U	DOA Multi 12 Parameters Rapid Test -Urine	46994	B	6
D-DOAM13U	DOA Multi 13 Parameters Rapid Test -Urine	46994	B	6
D-DOAM14U	DOA Multi 14 Parameters Rapid Test -Urine	46994	B	6
D-DOAM15U	DOA Multi 15 Parameters Rapid Test -Urine	46994	B	6
D-DOAM16U	DOA Multi 16 Parameters Rapid Test -Urine	46994	B	6
D-DOAM17U	DOA Multi 17 Parameters Rapid Test -Urine	46994	B	6
D-DOACM2	DOA Multi 2 Parameters -1 Step Urine Cup	46994	B	6
D-DOACM3	DOA Multi 3 Parameters -1 Step Urine Cup	46994	B	6
D-DOACM4	DOA Multi 4 Parameters -1 Step Urine Cup	46994	B	6
D-DOACM5	DOA Multi 5 Parameters -1 Step Urine Cup	46994	B	6
D-DOACM6	DOA Multi 6 Parameters -1 Step Urine Cup	46994	B	6
D-DOACM7	DOA Multi 7 Parameters -1 Step Urine Cup	46994	B	6
D-DOACM8	DOA Multi 8 Parameters -1 Step Urine Cup	46994	B	6
D-DOACM9	DOA Multi 9 Parameters -1 Step Urine Cup	46994	B	6
D-DOACM10	DOA Multi 10 Parameters -1 Step Urine Cup	46994	B	6
D-DOACM11	DOA Multi 11 Parameters -1 Step Urine Cup	46994	B	6
D-DOACM12	DOA Multi 12 Parameters -1 Step Urine Cup	46994	B	6
D-DOACM13	DOA Multi 13 Parameters -1 Step Urine Cup	46994	B	6
D-DOACM14	DOA Multi 14 Parameters -1 Step Urine Cup	46994	B	6
D-DOACM15	DOA Multi 15 Parameters -1 Step Urine Cup	46994	B	6
D-DOACM16	DOA Multi 16 Parameters -1 Step Urine Cup	46994	B	6
D-DOACM17	DOA Multi 17 Parameters -1 Step Urine Cup	46994	B	6
D-DOACM18	DOA Multi 18 Parameters -1 Step Urine Cup	46994	B	6
D-DOACM19	DOA Multi 19 Parameters -1 Step Urine Cup	46994	B	6
D-DOACM20	DOA Multi 20 Parameters -1 Step Urine Cup	46994	B	6
D-DOACM21	DOA Multi 21 Parameters -1 Step Urine Cup	46994	B	6
D-DOACM22	DOA Multi 22 Parameters -1 Step Urine Cup	46994	B	6
D-DOACM2S	DOA Multi 2 Parameters -1 Step Saliva Cup	46994	B	6
D-DOACM3S	DOA Multi 3 Parameters -1 Step Saliva Cup	46994	B	6
D-DOACM4S	DOA Multi 4 Parameters -1 Step Saliva Cup	46994	B	6
D-DOACM5S	DOA Multi 5 Parameters -1 Step Saliva Cup	46994	B	6
D-DOACM6S	DOA Multi 6 Parameters -1 Step Saliva Cup	46994	B	6



D-DOACM7S	DOA Multi 7 Parameters -1 Step Saliva Cup	46994	B	6
D-DOACM8S	DOA Multi 8 Parameters -1 Step Saliva Cup	46994	B	6
D-DOACM9S	DOA Multi 9 Parameters -1 Step Saliva Cup	46994	B	6
D-DOACM10S	DOA Multi 10 Parameters -1 Step Saliva Cup	46994	B	6
D-DOACM11S	DOA Multi 11 Parameters -1 Step Saliva Cup	46994	B	6
D-DOACM12S	DOA Multi 12 Parameters -1 Step Saliva Cup	46994	B	6
DDOACM13S	DOA Multi 13 Parameters -1 Step Saliva Cup	46994	B	6
D-DOACM14S	DOA Multi 14 Parameters -1 Step Saliva Cup	46994	B	6
D-DOACM15S	DOA Multi 15 Parameters -1 Step Saliva Cup	46994	B	6
D-DOACM16S	DOA Multi 16 Parameters -1 Step Saliva Cup	46994	B	6
D-DMASQS50	Micro-Albumin Semi-Quantitative Rapid Test-urine	60471	B	6
D-MASQD25	Micro-Albumin Semi-Quantitative RTC-urine	60471	B	6
D-MAQS50	Micro-Albumin Qualitative Rapid Test -urine	60471	B	6
D-MAQD25	Micro-Albumin Qualitative Rapid Test -urine	60471	B	6

## ANNEX III

The below updates aren't stipulated as a significant change under the IVDR.

Date of Update	Update made	Signature		
08/07/2024	Added new GMDN codes			
Part/Catalogue Number	Description/Name	GMDN Code	IVDR CLASS	Rule
D-CIIGE40	Total IgE (T-IgE) Test Kit-human serum or plasma	60380	C	3e
D-CIFER40	Ferritin Test Kit-whole blood, serum or plasma	61078	B	6
D-CIAMHK40	Anti-mullerian Hormone (AMH) Test Kit-human serum or plasma	64335	B	6
D-CICEAK40	Carcinoembryonic Antigen (CEA) Test Kit- human serum or plasma	54615	C	3h
D-CIFSHK40	FSH Test Kit-human serum or plasma	54187	B	6
D-CILHK40	LH Test Kit-human serum or plasma	54254	B	6
D-CINBNPK40	N-Terminal pro-B-type Natriuretic Peptide (NT-proBNP) Test Kit - whole blood, serum or plasma	47351	C	3j
D-CITSHK40	Thyroid Stimulating Hormone (TSH) Test Kit-human serum or plasma	54386	B	6
D-CIVDK40	25 OH Vitamin D (25-OH VD) Test Kit -whole blood, serum or plasma	60922	B	6
D-CIβHCGK40	β-human Chorionic Gonadotropin (β-HCG) Test Kit -human serum or plasma	54215	B	6
D-CIT4K40	Thyroxine (T4) Test Kit-human serum or plasma	58322	B	6
D-CIFT4K40	Free Thyroxine (FT4) Test Kit -human serum or plasma	54413	B	6
D-CIPRLK40	Prolactin Test Kit-human serum or plasma	54335	B	6
D-CICA199K40	Carbohydrate Antigen 199 (CA19-9) Test Kit- human serum and plasma	60976	B	6
D-CIAFPK40	Alpha-fetoprotein (AFP) Test Kit- human serum or plasma	58348	C	3h
D-CICKMBK40	Creatine Kinase MB (CKMB) Test Kit - human whole blood, serum or plasma	61000	C	3j
D-CICRPK40	C-reactive Protein (CRP) Test Kit -human whole blood, serum or plasma	65695	B	6
D-CICTIK40	Cardiac Troponin-I (cTnI) Test Kit -human whole blood, serum or plasma	60780	C	3j
D-CIDDMK40	D-Dimer Test Kit-human whole blood and plasma	60530	C	3k
D-CIINSK40	Insulin (INS) Test Kit-human serum or plasma	54237	B	6
D-CIMYOK40	Myoglobin (MYO) Test Kit-human whole blood, serum or plasma	53952	C	3j

D-CIPCTK40	Procalcitonin (PCT) Test Kit-human whole blood,	58731	B	6
D-CICTNTK40	Cardiac Troponin-T (cTnT) Test Kit -human serum or plasma	54007	B	6
D-CIIL6K40	Interleukin-6 (IL-6) Test Kit-human whole blood,	53858	B	6
D-CIT3K40	Triiodothyronine (T3) Test Kit -human serum or plasma	58330	B	6
D-CISAAK40	Serum Amyloid A Protein (SAA) Test Kit-human whole blood, serum or plasma	65690	B	6
D-CIHFABPK40	Heart-fatty Acid-binding Protein (H-FABP) Test Kit- human whole blood, serum or plasma	53377	C	3j
D-CIBNPK40	Brain Natriuretic Peptide (BNP)Test Kit-human plasma	47351	C	3k
D-CIsST2K40	Growth Stimulation Expressed Gene 2 (ST2) Test Kit- human whole blood, serum or plasma	66516	C	3k
D-CICPEK40	C-Peptide (CP) Test Kit-human serum and plasma	54130	B	6
D-CICA125K40	Cancer Antigen 125 (CA125) Test Kit -human serum or plasma	54588	C	3h
D-CICYFRA211K40	Cytokeratin-19-fragment (CYFRA21-1) Test Kit-human serum or plasma	54612	B	6
D-CISCKK40	Squamous Cell Carcinoma Antigen (SCC) Test Kit-human serum or plasma	61418	B	6
D-CIPGIK40	Pepsinogen I (PG I) Test Kit-human serum or plasma	61414	B	6
D-CIPGIK40	Pepsinogen II (PG II) Test Kit -human serum or plasma	61415	B	6
D-CIPGRPK40	Gastrin Releasing Peptide Precursor (ProGRP) Test Kit- human serum or plasma	54660	B	6
D-CIFT3K40	Free Triiodothyronine (FT3) Test Kit-human serum or plasma	54417	B	6
D-CIHBK40	Glycated Hemoglobin (HbA1c) Test Kit-human whole blood	61010	C	3k
D-CITGK40K40	Thyroglobulin (TG) Test Kit-human serum or plasma	54375	B	6
D-CICA153K40	Cancer Antigen 15-3 (CA15-3) Test Kit-human serum or plasma	60975	C	3h
D-CIFAK40	Folic Acid (FA) Test Kit- human serum	60982	B	6
D-CIhsCTIK40	High Sensitive Cardiac Troponin-I (hs-cTnI) Test Kit- human serum or plasma	60780	C	3j
D-CIPROGK40	Progesterone Test Kit-human serum or plasma	54322	B	6
D-CICA242K40	Cancer Antigen 242 (CA242) Test Kit-human serum or plasma	66062	B	6

D-CICA724K40	Cancer Antigen 72-4 (CA72-4) Test Kit-human serum or plasma	65193	B	6
D-CIG17K40	Gastrin 17 (G-17) Test Kit-human serum	61974	B	6
D-CIHE4K40	Human Epididymis Protein 4 (HE4) Test Kit-human serum or plasma	56656	B	6
D-CINSEK40	Neuron-specific Enolase (NSE) Test Kit-human serum	64542	B	6
D-CIPLGFK40	Placental Growth Factor (PLGF) Test Kit- human serum	56616	C	3j
D- CIsFLT1K40	Soluble fms-like Tyrosine Kinase-1 (sFlt-1) Test Kit-human serum	61081	C	3j
D-MPOXD25	Monkeypox Virus Antibody Rapid Test -Whole Blood/Serum/Plasma	66498	B	6
D-MPOXAGD25	Monkeypox Virus Antigen Rapid Test -Whole Blood/Serum/Plasma	66416	B	6
D-U1MC100AU	Urinalysis Reagent Strips for Urine Analyzer - 1 parameter	63695	B	6
D-U2MC100AU	Urinalysis Reagent Strips for Urine Analyzer - 2 parameters	63695	B	6
D-U3MC100AU	Urinalysis Reagent Strips for Urine Analyzer - 3 parameters	63695	B	6
D-U4MC100AU	Urinalysis Reagent Strips for Urine Analyzer - 4 parameters	63695	B	6
D-U5MC100AU	Urinalysis Reagent Strips for Urine Analyzer - 5 parameters	63695	B	6
D-U6MC100AU	Urinalysis Reagent Strips for Urine Analyzer - 6 parameters	63695	B	6
D-U7MC100AU	Urinalysis Reagent Strips for Urine Analyzer - 7 parameters	63695	B	6
D-U8MC100AU	Urinalysis Reagent Strips for Urine Analyzer - 8 parameters	63695	B	6
D-U9MC100AU	Urinalysis Reagent Strips for Urine Analyzer - 9 parameters	63695	B	6
D-U10MC100AU	Urinalysis Reagent Strips for Urine Analyzer - 10 parameters	63695	B	6
D-U11MC100AU	Urinalysis Reagent Strips for Urine Analyzer - 11 parameters	63695	B	6
D-U12MC100AU	Urinalysis Reagent Strips for Urine Analyzer - 12 parameters	63695	B	6
D-U13MC100AU	Urinalysis Reagent Strips for Urine Analyzer - 13 parameters	63695	B	6
D-U14MC100AU	Urinalysis Reagent Strips for Urine Analyzer - 14 parameters	63695	B	6

## ANNEX IV

The below updates aren't stipulated as a significant change under the IVDR.

Date of Update	Update made	Signature		
15/07/2024	New Brand Addition (Rapid Biotech)			
Part/Catalogue Number	Description/Name	GMDN Code	IVDR CLASS	Rule
D-CHIKWBD40	Chikungunya IgG/IgM Rapid Test Device – WB/S/P	63970	B	6
D-HCGUS25	hCG Pregnancy Rapid Test Cannister Strip – Urine	66850	B	6
D-HPS50	H.pylori Antibody Rapid Test Strip – WB/S/P	30825	B	6
D-DGMD20	Dengue Rapid Test Device – WB/S/P	63238	B	6
D-DAGD20	Dengue NS1 Rapid Test Device – WB/S/P	62946	C	3b
D-CHIKMD20	Chikungunya IgG/IgM Rapid Test Device– WB/S/P	60870	B	6
D-FILGMD20	Filariasis IgG/IgM Rapid Test Device – WB/S/P	52508	B	6
D-INFS20	Influenza A Rapid Test Strip - Swab/Nasal Aspirate Influenza A Rapid Test Device - Swab/Nasal	49150	B	6
D-COVAGD25	COVID-19 Antigen Rapid Test Strip - Nasopharyngeal Swab	64787	D	1
D-MPPFPVD20	Malaria P.f./P.v. Rapid Test Device - WB	52311	C	3c
D-TYPGMD20	Typhoid Rapid Test Strip - WB/S/P Typhoid Rapid Test Device - WB/S/P	51560	C	3e
D-CHABD20	Chagas Rapid Test Device – WB/S/P	52480	B	6
D-SAAD10	SAA Rapid Test Device – WB/S/P	65297	B	6
D-SAACRPD10	SAA & CRP Combo Rapid Test Device – WB/S/P	65297	B	6
D-DOA1D20	Amphetamine (AMP) Rapid Test Device – Urine	46994	B	6
D-DOA1S50	Amphetamine (AMP) Rapid Test Strip – Urine	46994	B	6
D-DOA2D20	Methamphetamine (MET) Rapid Test Device –	46994	B	6
D-DOA2S50	Methamphetamine (MET) Rapid Test Strip – Urine	46994	B	6
D-DOA3D20	Opiates (OPI) Rapid Test Device – Urine	46994	B	6
D-DOA4D20	Barbiturates (BAR) Rapid Test Device – Urine	46994	B	6
D-DOA4S50	Barbiturates (BAR) Rapid Test Strip – Urine	46994	B	6
D-DOA5D20	Benzodiazepine (BZO) Rapid Test Device – Urine	46994	B	6
D-DOA5S50	Benzodiazepine (BZO) Rapid Test Strip – Urine	46994	B	6
D-DOA6D20	Cocaine (COC) Rapid Test Device – Urine	46994	B	6
D-DOA6S50	Cocaine (COC) Rapid Test Strip – Urine	46994	B	6
D-DOA37D40	Carisoprodol (CAR) Rapid Test Device – Urine	46994	B	6
D-DOA37S50	Carisoprodol (CAR) Rapid Test Strip – Urine	46994	B	6
D-DOA7D20	Methadone (MTD) Rapid Test Device – Urine	46994	B	6
D-DOA7S50	Methadone (MTD) Rapid Test strip – Urine	30521	B	6
D-DOA8D20	Marijuana (THC) Rapid Test Device – Urine	46994	B	6
D-DOA8S50	Marijuana (THC) Rapid Test Strip – Urine	46994	B	6
D-DOA38D20	Morphine (MOP) Rapid Test Device – Urine	46994	B	6
D-DOA22D20	Meperidine (MPRD) Rapid Test Device – Urine	46994	B	6
D-DOA22S50	Meperidine (MPRD) Rapid Test Strip – Urine	46994	B	6



D-DOA38D40	Pregabalin (PGB) Rapid test Strip- Urine Pregabalin (PGB) Rapid test Device-Urine Pregabalin (PGB) Rapid test Panel- Urine	46994	B	6
D-DOA38S50	Morphine (MOP) Rapid Test Strip – Urine	46994	B	6
D-DOA35D40	Papaverine (PAP) Rapid Test Device – Urine	46994	B	6
D-DOA35S50	Papaverine (PAP) Rapid Test Strip – Urine	46994	B	6
D-DOA24D20	Mescaline (MES) Rapid Test Device – Urine	46994	B	6
D-DOA24S50	Mescaline (MES) Rapid Test Strip – Urine	46994	B	6
D-DOA42D20	Fentanyl (FYL) Rapid Test Device – Urine	46994	B	6
D-DOA42S50	Fentanyl (FYL) Rapid Test Strip – Urine	46994	B	6
D-DOA39D20	Oxycodone (OXY) Rapid Test Device – Urine	46994	B	6
D-DOA39S50	Oxycodone (OXY) Rapid Test Strip – Urine	46994	B	6
D-DOA9D20	Ketamine (KET) Rapid Test Device – Urine	46994	B	6
D-DOA9S50	Ketamine (KET) Rapid Test Strip – Urine	46994	B	6
D-DOA23D20	Mephedrone HCl (MEP) Rapid Test Device – Urine	46994	B	6
D-DOA23S50	Mephedrone HCl (MEP) Rapid Test Strip – Urine	46994	B	6
D-DOA36D40	Kratom (KRA) Rapid Test Device – Urine	46994	B	6
D-DOA36S50	Kratom (KRA) Rapid Test Strip – Urine	46994	B	6
D-DOA10D20	Tricyclic Antidepressants (TCA) Rapid Test Device – Urine	30524	B	6
D-DOA10S50	Tricyclic Antidepressants (TCA) Rapid Test Strip –	30524	B	6
D-DOA34D40	Quetiapine (QTP) Rapid Test Device – Urine	46994	B	6
D-DOA34S50	Quetiapine (QTP) Rapid Test Strip – Urine	46994	B	6
D-DOA33D40	Tilidine (TLD) Rapid Test Device – Urine	46994	B	6
D-DOA25D20	Tropicamide (TRO) Rapid Test Device – Urine	46994	B	6
D-DOA25S50	Tropicamide (TRO) Rapid Test Strip – Urine	46994	B	6
D-DOA26D20	Trazodone (TZD) Rapid Test Device – Urine	46994	B	6
D-DOA26S50	Trazodone (TZD) Rapid Test Strip – Urine	46994	B	6
D-DOA11D20	Buprenorphine (BUP) Rapid Test Device – Urine	46994	B	6
D-DOA11S50	Buprenorphine (BUP) Rapid Test Strip – Urine	46994	B	6
D-DOA21D20	Gabapentin (GAB) Rapid Test Device – Urine	46994	B	6
D-DOA21S50	Gabapentin (GAB) Rapid Test Strip – Urine	46994	B	6
D-DOA43D20	6-Monoacetylmorphine (6-MAM) Rapid Test Device – Urine	46994	B	6
D-DOA43S50	6-Monoacetylmorphine (6-MAM) Rapid Test Strip – Urine	46994	B	6
D-DOA12D20	Ecstasy (MDMA) Rapid Test Device – Urine	46994	B	6
D-DOA12S50	Ecstasy (MDMA) Rapid Test Strip – Urine	46994	B	6
D-DOA13D20	Phencyclidine (PCP) Rapid Test Device - Urine	46994	B	6
D-DOA13S50	Phencyclidine (PCP) Rapid Test Strip – Urine	46994	B	6
D-DOA32D20	Acetaminophen (ACE) Rapid Test Device- Urine	46994	B	6
D-DOA32S50	Acetaminophen (ACE) Rapid Test Strip – Urine	46994	B	6
D-DOA40D20	Alcohol (ALC) Rapid Test Device – Urine	46994	B	6
D-DOA40S50	Alcohol (ALC) Rapid Test Strip – Urine	46994	B	6
D-DOA41D20	Diazepam (DIA) Rapid Test Device- Urine	46994	B	6
D-DOA41S50	Diazepam (DIA) Rapid Test Strip – Urine	46994	B	6

D-DOA27D20	UR-144 Rapid Test Device - Urine	46994	B	6
D-DOA27S50	UR-144 Rapid Test Strip – Urine	46994	B	6
D-DOA29D20	Lysergic Acid Diethylamide (LSD) Rapid Test Device – Urine	46994	B	6
D-DOA29S50	Lysergic Acid Diethylamide (LSD) Rapid Test Strip – Urine	46994	B	6
D-DOA28D20	Zaleplon (ZAL) Rapid Test Device – Urine	46994	B	6
D-DOA28S50	Zaleplon (ZAL) Rapid Test Strip – Urine	46994	B	6
D-DOA30D20	Tramadol (TML) Rapid Test Device – Urine	46994	B	6
D-DOA30S50	Tramadol (TML) Rapid Test Strip – Urine	46994	B	6
D-DOA16D20	Marijuana (THC) Rapid Test Midstream- Saliva	30519	B	6
D-DOA17D20	Cocaine (COC) Rapid Test Midstream - Saliva Cocaine (COC) Rapid Test Device - Saliva	46994	B	6
D-DOA18D20	Methamphetamine (MET) Rapid Test Midstream- Saliva Methamphetamine (MET) Rapid Test Device- Saliva	55498	B	6
D-DOA19D20	Opiates (OPI) Test Device- Saliva Opiates (OPI) Test Midstream- Saliva	55701	B	6
D-DOA20D20	Ecstasy (MDMA) Rapid Test Midstream - Saliva Ecstasy (MDMA) Rapid Test Device - Saliva	46994	B	6
D-HCGS25	hCG Pregnancy Rapid Test Strip (Canister Pack) – Urine/S/P	66850	B	6
D-HCGES25	hCG Pregnancy Enhanced Sensitivity Rapid Test Device (Canister Pack) – Urine/S/P	66850	B	6
D-HCGUEM0	hCG Pregnancy Enhanced Sensitivity 10mIU/mL Rapid Test Device – Midstream Urine	66850	B	6
D-HCGUED40	hCG Pregnancy Enhanced Sensitivity Rapid Test Device – Urine	66850	B	6
D-LHM0	LH Ovulation Rapid Test Midstream -Urine	54255	B	6
D-LHESM0	LH Ovulation Enhanced Sensitivity Rapid Test Midstream -Urine	54255	B	6
D-LHES50	LH Ovulation Enhanced Sensitivity Rapid Test Strip- Urine	54255	B	6
D-LHES25	LH Ovulation Enhanced Sensitivity Rapid Test Strip (Canister Pack) – Urine	54255	B	6
D-FSHM2	FSH Rapid Test Midstream-Urine	65840	B	6
D-CHAD40	Chagas Rapid Test Device – S/P	52480	B	6
D-CHIKGMD40	Chikungunya IgG/IgM Rapid Test Device – S/P	63970	B	6
D-ZNSD10	Zika NS1 Rapid Test Device -WB/S/P	66467	C	3b
D-ZGMD10	Zika IgG/IgM Rapid Test Device – WB/S/P	63719	B	6
D-IHD10	Influenza A/B + H1N1 Combo Rapid Test Device –	49119	D	1
D-DOA52D40	AB-PINACA (ABP) Rapid Test Device – Urine	46994	B	6
D-DOA52P40	AB-PINACA (ABP) Rapid Test Panel – Urine	46994	B	6
D-DOA52S50	AB-PINACA (ABP) Rapid Test Strip – Urine	46994	B	6
D-DOA32P40	Acetaminophen (ACE) Rapid Test Panel – Urine	46994	B	6
D-DOA53D40	7-Aminoclonazepam (7-ACL) Rapid Test Device –	46994	B	6

D-DOA53P40	7-Aminoclonazepam (7-ACL) Rapid Test Panel –	46994	B	6
D-DOA53S50	7-Aminoclonazepam (7-ACL) Rapid Test Strip –	46994	B	6
D-DOA44D20	Alprazolam (ALP) Rapid Test Device – Urine	46994	B	6
D-DOA44P40	Alprazolam (ALP) Rapid Test Panel – Urine	46994	B	6
D-DOA44S50	Alprazolam (ALP) Rapid Test Strip – Urine	46994	B	6
D-DOA1P40	Amphetamine (AMP) Rapid Test Panel – Urine	46994	B	6
D-DOA54D40	$\alpha$ -Pyrrolidinovalerophenone ( $\alpha$ -PVP ) Rapid Test Device – Urine	46994	B	6
D-DOA54P40	$\alpha$ -PVP Rapid Test Panel – Urine	46994	B	6
D-DOA54S50	$\alpha$ -PVP Rapid Test Strip – Urine	46994	B	6
D-DOA4P40	Barbiturate (BAR) Rapid Test Panel – Urine	46994	B	6
D-DOA11P40	Buprenorphine (BUP) Rapid Test Panel – Urine	46994	B	6
D-DOA5P40	Benzodiazepines (BZO) Rapid Test Panel – Urine	46994	B	6
D-DOA45D20	Cathine (CAT) Rapid Test Device – Urine	46994	B	6
D-DOA45P40	Cathine (CAT) Rapid Test Panel – Urine	46994	B	6
D-DOA45S50	Cathine (CAT) Rapid Test Strip – Urine	46994	B	6
D-DOA46D20	Caffeine (CAF) Rapid Test Device – Urine	46994	B	6
D-DOA46P40	Caffeine (CAF) Rapid Test Panel – Urine	46994	B	6
D-DOA46S50	Caffeine (CAF) Rapid Test Strip – Urine	46994	B	6
D-DOA37P40	Carisoprodol (CAR) Rapid Test Panel – Urine	46994	B	6
D-DOA55D40	Cannabinol (CNB) Rapid Test Device – Urine	46994	B	6
D-DOA55P40	Cannabinol (CNB) Rapid Test Panel – Urine	46994	B	6
D-DOA55S50	Cannabinol (CNB) Rapid Test Strip – Urine	46994	B	6
D-DOA47D20	Carfentanyl (CFYL) Rapid Test Device – Urine	46994	B	6
D-DOA47P40	Carfentanyl (CFYL) Rapid Test Panel – Urine	46994	B	6
D-DOA47S50	Carfentanyl (CFYL) Rapid Test Strip – Urine	46994	B	6
D-DOA56D40	Clonazepam (CLO) Rapid Test Device – Urine	46994	B	6
D-DOA56P40	Clonazepam (CLO) Rapid Test Panel – Urine	46994	B	6
D-DOA56S50	Clonazepam (CLO) Rapid Test Strip – Urine	46994	B	6
D-DOA6P40	Cocaine (COC) Rapid Test Panel – Urine	46994	B	6
D-DOA31D20	Cotinine (COT) Rapid Test Device – Urine	46994	B	6
D-DOA31P40	Cotinine (COT) Rapid Test Panel – Urine	46994	B	6
D-DOA31S50	Cotinine (COT) Rapid Test Strip – Urine	46994	B	6
D-DOA41P40	Diazepam (DIA) Rapid Test Panel – Urine	46994	B	6
D-DOA57D40	Ethylenediamine-dimethylphosphinic acid (EDDP) Rapid Test Device – Urine	46994	B	6
D-DOA57P40	Ethylenediamine-dimethylphosphinic acid (EDDP) Rapid Test Panel – Urine	46994	B	6
D-DOA57S50	Ethylenediamine-dimethylphosphinic acid (EDDP) Rapid Test Strip – Urine	46994	B	6
D-DOA58D40	Ethyl Glucuronide (ETG) Rapid Test Device – Urine	46994	B	6
D-DOA58P40	Ethyl Glucuronide (ETG) Rapid Test Panel – Urine	46994	B	6
D-DOA58S50	Ethyl Glucuronide (ETG) Rapid Test strip-Urine	60669	B	6
D-DOA48D20	Fluoketamine (FKET) Rapid Test Device – Urine	46994	B	6
D-DOA48P40	Fluoketamine (FKET) Rapid Test Panel-Urine	46994	B	6
D-DOA48S50	Fluoketamine (FKET) Rapid Test Strip – Urine	46994	B	6

D-DOA59D40	Fluoxetine (FLX) Rapid Test Device – Urine	46994	B	6
D-DOA59P40	Fluoxetine (FLX) Rapid Test Panel – Urine	46994	B	6
D-DOA59S50	Fluoxetine (FLX) Rapid Test Strip – Urine	46994	B	6
D-DOA42P40	Fentanyl (FYL) Rapid Test Panel – Urine	46994	B	6
D-DOA21P40	Gabapentin (GAB) Rapid Test Panel – Urine	46994	B	6
D-DOA9P40	Ketamine (KET) Rapid Test Panel – Urine	46994	B	6
D-DOA36P40	Kratom (KRA) Rapid Test Panel – Urine	46994	B	6
D-DOA29P40	Lysergic Acid Diethylamide (LSD) Rapid Test Panel – Urine	46994	B	6
D-DOA43P40	6-Monoacetylmorphine (6-MAM) Rapid Test Panel – Urine	46994	B	6
D-DOA60D40	Methcathinone (MCAT) Rapid Test Device – Urine	46994	B	6
D-DOA60P40	Methcathinone (MCAT) Rapid Test Panel – Urine	46994	B	6
D-DOA60S50	Methcathinone (MCAT) Rapid Test Strip – Urine	46994	B	6
D-DOA12P40	Ecstasy (MDMA) Rapid Test Panel – Urine	46994	B	6
D-DOA61D40	Tenamfetamine (MDA) Rapid Test Device – Urine	46994	B	6
D-DOA61P40	Tenamfetamine (MDA) Rapid Test Panel – Urine	46994	B	6
D-DOA61S50	Tenamfetamine (MDA) Rapid Test Strip – Urine	46994	B	6
D-DOA62D40	Methylenedioxypyrovalerone (MDPV) Rapid Test Device – Urine	46994	B	6
D-DOA62P40	Methylenedioxypyrovalerone (MDPV) Rapid Test Panel – Urine	46994	B	6
D-DOA62S50	Methylenedioxypyrovalerone (MDPV) Rapid Test Strip – Urine	46994	B	6
D-DOA2P40	Methamphetamine (MET) Rapid Test Panel – Urine	46994	B	6
D-DOA23P40	Mephedrone HCl (MEP) Rapid Test Panel – Urine	46994	B	6
D-DOA24P40	Mescaline (MES) Rapid Test Panel – Urine	46994	B	6
D-DOA38P40	Morphine (MOP) Rapid Test Panel – Urine	46994	B	6
D-DOA63D40	Methylphenidate (MPD) Rapid Test Device – Urine	46994	B	6
D-DOA63P40	Methylphenidate (MPD) Rapid Test Panel – Urine	46994	B	6
D-DOA63S50	Methylphenidate (MPD) Rapid Test Strip – Urine	46994	B	6
D-DOA22P40	Meperidine (MPRD) Rapid Test Panel – Urine	46994	B	6
D-DOA64D40	Methaqualone (MQL) Rapid Test Device – Urine	46994	B	6
D-DOA64P40	Methaqualone (MQL) Rapid Test Panel – Urine	46994	B	6
D-DOA64S50	Methaqualone (MQL) Rapid Test Strip – Urine	46994	B	6
D-DOA7P40	Methadone (MTD) Rapid Test Panel – Urine	46994	B	6
D-DOA3P40	Opiates (OPI) Rapid Test Panel – Urine	46994	B	6
D-DOA3S50	Opiates (OPI) Rapid Test Strip – Urine	46994	B	6
D-DOA39P40	Oxycodone (OXY) Rapid Test Panel – Urine	46994	B	6
D-DOA49D20	Olanzapine (OZP) Rapid Test Device - Urine	46994	B	6
D-DOA49P40	Olanzapine (OZP) Rapid Test Panel – Urine	46994	B	6
D-DOA49S50	Olanzapine (OZP) Rapid Test Strip – Urine	46994	B	6
D-DOA35P40	Papaverine (PAP) Rapid Test Panel – Urine	46994	B	6
D-DOA13P40	Phencyclidine (PCP) Rapid Test Panel – Urine	46994	B	6
D-DOA50P40	Pregabalin (PGB) Rapid Test Panel – Urine	46994	B	6
D-DOA65D40	Propoxyphene (PPX) Rapid Test Device – Urine	46994	B	6

D-DOA65P40	Propoxyphene (PPX) Rapid Test Panel – Urine	46994	B	6
D-DOA65S50	Propoxyphene (PPX) Rapid Test Strip – Urine	46994	B	6
D-DOA34P40	Quetiapine (QTP) Rapid Test Panel – Urine	46994	B	6
D-DOA66D40	Risperidone (RPD) Rapid Test Device-Urine	46994	B	6
D-DOA66P40	Risperidone (RPD) Rapid Test Panel-Urine	46994	B	6
D-DOA66S50	Risperidone (RPD) Rapid Test strip-Urine	46994	B	6
D-DOA51P40	Synthetic Marijuana (K2) Rapid Test Panel – Urine	46994	B	6
D-DOA10P40	Tricyclic Antidepressants (TCA) Rapid Test Panel – Urine	30524	B	6
D-DOA8P40	Marijuana (THC) Rapid Test Panel – Urine	46994	B	6
D-DOA33P40	Tilidine (TLD) Rapid Test Panel – Urine	46994	B	6
D-DOA33S50	Tilidine (TLD) Rapid Test Strip – Urine	46994	B	6
D-DOA30P40	Tramadol (TML) Rapid Test Panel – Urine	46994	B	6
D-DOA25P40	Tropicamide (TRO) Rapid Test Panel – Urine	46994	B	6
D-DOA26P40	Trazodone (TZD) Rapid Test Panel – Urine	46994	B	6
D-DOA27P40	UR-144 Rapid Test Panel – Urine	46994	B	6
D-DOA28P40	Zaleplon (ZAL) Rapid Test Panel – Urine	46994	B	6
D-DOA68D40	Zolpidem (ZOL) Rapid Test Device – Urine	46994	B	6
D-DOA68P40	Zolpidem (ZOL) Rapid Test Panel – Urine	46994	B	6
D-DOA68S50	Zolpidem (ZOL) Rapid Test Strip – Urine	46994	B	6
D-DOA69D40	Zopiclone (ZOP) Rapid Test Device – Urine	46994	B	6
D-DOA69P40	Zopiclone (ZOP) Rapid Test Panel – Urine	46994	B	6
D-DOA69S50	Zopiclone (ZOP) Rapid Test Strip – Urine	46994	B	6
D-DOAPM2	Multi-drug 2 drugs Rapid Test Panel – Urine	46994	B	6
D-DOAPM3	Multi-drug 3 drugs Rapid Test Panel – Urine	46994	B	6
D-DOAPM4	Multi-drug 4 drugs Rapid Test Panel – Urine	46994	B	6
D-DOAPM5	Multi-drug 5 drugs Rapid Test Panel – Urine	46994	B	6
D-DOAPM6	Multi-drug 6 drugs Rapid Test Panel – Urine	46994	B	6
D-DOAPM7	Multi-drug 7 drugs Rapid Test Panel – Urine	46994	B	6
D-DOAPM8	Multi-drug 8 drugs Rapid Test Panel – Urine	46994	B	6
D-DOAPM9	Multi-drug 9 drugs Rapid Test Panel – Urine	46994	B	6
D-DOAPM10	Multi-drug 10 drugs Rapid Test Panel – Urine	46994	B	6
D-DOAPM11	Multi-drug 11 drugs Rapid Test Panel – Urine	46994	B	6
D-DOAPM12	Multi-drug 12 drugs Rapid Test Panel – Urine	46994	B	6
D-DOAPM13	Multi-drug 13 drugs Rapid Test Panel – Urine	46994	B	6
D-DOAPM14	Multi-drug 14 drugs Rapid Test Panel – Urine	46994	B	6
D-DOAPM15	Multi-drug 15 drugs Rapid Test Panel – Urine	46994	B	6
D-DOAPM16	Multi-drug 16 drugs Rapid Test Panel – Urine	46994	B	6
D-DOAPM17	Multi-drug 17 drugs Rapid Test Panel – Urine	46994	B	6
D-DOAPM18	Multi-drug 18 drugs Rapid Test Panel – Urine	46994	B	6
D-DOAPM19	Multi-drug 19 drugs Rapid Test Panel – Urine	46994	B	6
D-DOAPM20	Multi-drug 20 drugs Rapid Test Panel – Urine	46994	B	6
D-DOACM2K	Multi-Drug 2 Drugs Rapid Test 2-Step Cup - Urine	46994	B	6
D-DOACM3K	Multi-Drug 3 Drugs Rapid Test 2-Step Cup - Urine	46994	B	6
D-DOACM4K	Multi-Drug 4 Drugs Rapid Test 2-Step Cup - Urine	46994	B	6
D-DOACM5K	Multi-Drug 5 Drugs Rapid Test 2-Step Cup - Urine	46994	B	6



D-DOACM6K	Multi-Drug 6 Drugs Rapid Test 2-Step Cup - Urine	46994	B	6
D-DOACM7K	Multi-Drug 7 Drugs Rapid Test 2-Step Cup - Urine	46994	B	6
D-DOACM8K	Multi-Drug 8 Drugs Rapid Test 2-Step Cup - Urine	46994	B	6
D-DOACM9K	Multi-Drug 9 Drugs Rapid Test 2-Step Cup - Urine	46994	B	6
D-DOACM10K	Multi-Drug 10 Drugs Rapid Test 2-Step Cup - Urine	46994	B	6
D-DOACM11K	Multi-Drug 11 Drugs Rapid Test 2-Step Cup - Urine	46994	B	6
D-DOACM12K	Multi-Drug 12 Drugs Rapid Test 2-Step Cup - Urine	46994	B	6
D-DOACM13K	Multi-Drug 13 Drugs Rapid Test 2-Step Cup - Urine	46994	B	6
D-DOACM14K	Multi-Drug 14 Drugs Rapid Test 2-Step Cup - Urine	46994	B	6
D-DOACM15K	Multi-Drug 15 Drugs Rapid Test 2-Step Cup - Urine	46994	B	6
D-DOACM16K	Multi-Drug 16 Drugs Rapid Test 2-Step Cup - Urine	46994	B	6
D-DOACM17K	Multi-Drug 17 Drugs Rapid Test 2-Step Cup - Urine	46994	B	6
D-DOACM18K	Multi-Drug 18 Drugs Rapid Test 2-Step Cup - Urine	46994	B	6
D-DOA1D20S	Amphetamine (AMP) Rapid Test Device – Saliva	46994	B	6
D-DOA1M25S	Amphetamine (AMP) Rapid Test Midstream-Saliva	46994	B	6
D-DOA54D25S	$\alpha$ -Pyrrolidinovalerophenone ( $\alpha$ -PVP ) Rapid Test Device- Saliva	46994	B	6
D-DOA54M25S	$\alpha$ -Pyrrolidinovalerophenone ( $\alpha$ -PVP ) Rapid Test Midstream-Saliva	46994	B	6
D-DOA4D20S	Barbiturates ( BAR) Rapid Test Device – Salvia	46994	B	6
D-DOA4M25S	Barbiturates (BAR) Rapid Test Midstream-Salvia	46994	B	6
D-DOA11D20S	Buprenorphine (BUP) Rapid Test Device – Saliva	46994	B	6
D-DOA11M25S	Buprenorphine ( BUP) Rapid Test Midstream-Saliva	46994	B	6
D-DOA5D20S	Benzodiazepine (BZO) Rapid Test Device – Salvia	46994	B	6
D-DOA5M25S	Benzodiazepine (BZO) Rapid Test Midstream-Salvia	46994	B	6
D-DOA6M25S	Cocaine (COC) Rapid Test Midstream-Saliva	46994	B	6
D-DOA47D25S	Carfentanyl (CFYL) Rapid Test Device – Salvia	46994	B	6
D-DOA47M25S	Carfentanyl (CFYL) Rapid Test Midstream-Salvia	46994	B	6
D-DOA31M25S	Cotinine (COT) Rapid Test Midstream-Salvia	46994	B	6
D-DOA42D20S	Fentanyl (FYL) Rapid Test Device – Salvia	46994	B	6
D-DOA42M25S	Fentanyl (FYL) Rapid Test Midstream-Salvia	46994	B	6
D-DOA9D20S	Ketamine (KET) Rapid Test Device – Salvia	46994	B	6
D-DOA9M25S	Ketamine (KET) Rapid Test Midstream-Salvia	46994	B	6
D-DOA43D20S	6-Monoacetylmorphine(6-MAM) Rapid Test Device-Saliva	64154	B	6
D-DOA43M25S	6-Monoacetylmorphine (6-MAM) Rapid Test Midstream-salvia	46994	B	6
D-DOA12M20S	Ecstasy (MDMA) Rapid Test Midstream-Saliva	46994	B	6
D-DOA62D25S	Methylenedioxypyrovalerone (MDPV) Rapid Test Device-Saliva	46994	B	6
D-DOA62M25S	Methylenedioxypyrovalerone (MDPV) Rapid Test Midstream-Urine	46994	B	6
D-DOA7M20S	Methadone (MTD) Rapid Test Midstream-Saliva	46994	B	6
D-DOA3M20S	Opiates (OPI) Rapid Test Midstream-Saliva	46994	B	6
D-DOA39D20S	Oxycodone (OXY) Rapid Test Device – Saliva	46994	B	6
D-DOA39M25S	Oxycodone (OXY) Rapid Test Midstream-Saliva	46994	B	6

D-DOA13D20S	Phencyclidine (PCP) Rapid Test Device – Saliva	46994	B	6
D-DOA13M25S	Phencyclidine (PCP) Rapid Test Midstream-Saliva	46994	B	6
D-DOA51D20S	Synthetic Marijuana (K2) Rapid Test Device – Salvia	46994	B	6
D-DOA51M25S	Synthetic Marijuana (K2) Rapid Test Midstream-	46994	B	6
D-DOA8M25S	Marijuana (THC) Rapid Test Midstream-Saliva	46994	B	6
D-DOA30D20S	Tramadol (TML) Rapid Test Device – Saliva	46994	B	6
D-DOA30M25S	Tramadol(TML) Rapid Test Midstream-Saliva	64161	B	6
D-DOAMM2S	Multi-drug 2 Drugs Rapid Test Midstream-Saliva	46994	B	6
D-DOAMM3S	Multi-drug 3 Drugs Rapid Test Midstream-Saliva	46994	B	6
D-DOAMM4S	Multi-drug 4 Drugs Rapid Test Midstream-Saliva	46994	B	6
D-DOAMM5S	Multi-drug 5 Drugs Rapid Test Midstream-Saliva	46994	B	6
D-DOAMM6S	Multi-drug 6 Drugs Rapid Test Midstream-Saliva	46994	B	6
D-DOAMM7S	Multi-drug 7 Drugs Rapid Test Midstream-Saliva	46994	B	6
D-DOAMM8S	Multi-drug 8 Drugs Rapid Test Midstream-Saliva	46994	B	6
D-DOAMM9S	Multi-drug 9 Drugs Rapid Test Midstream-Saliva	46994	B	6
D-DOAMM10S	Multi-drug 10 drugs Rapid Test Midstream-Saliva	46994	B	6
D-DOAMM11S	Multi-drug 11 drugs Rapid Test Midstream-Saliva	46994	B	6
D-DOAMM12S	Multi-drug 12 drugs Rapid Test Midstream-Saliva	46994	B	6
D-DOAM2S	Multi-drug 2 drugs Rapid Test Device – Saliva	46994	B	6
D-DOAM3S	Multi-drug 3 drugs Rapid Test Device – Saliva	46994	B	6
D-DOAM4S	Multi-drug 4 drugs Rapid Test Device – Saliva	46994	B	6
D-DOAM5S	Multi-drug 5 drugs Rapid Test Device – Saliva	46994	B	6
D-DOAM6S	Multi-drug 6 drugs Rapid Test Device – Saliva	46994	B	6
D-DOAM7S	Multi-drug 7 drugs Rapid Test Device – Saliva	46994	B	6
D-DOAM8S	Multi-drug 8 drugs Rapid Test Device – Saliva	46994	B	6
D-DOAM9S	Multi-drug 9 drugs Rapid Test Device – Saliva	46994	B	6
D-DOAM10S	Multi-drug 10 drugs Rapid Test Device – Saliva	46994	B	6
D-DOAM11S	Multi-drug 11 drugs Rapid Test Device – Saliva	46994	B	6
D-DOAM12S	Multi-drug 12 drugs Rapid Test Device – Saliva	46994	B	6
D-DOACM13S	Multi-Drug 13 Drugs Rapid Test Cup – Saliva	46994	B	6
D-DOA1WBD40	AMP Rapid Test Device – WB/S/P	46994	B	6
D-DOA4WBD40	BAR Rapid Test Device – WB/S/P	46994	B	6
D-DOA11WBD40	BUP Rapid Test Device – WB/S/P	46994	B	6
D-DOA5WBD40	BZO Rapid Test Device – WB/S/P	46994	B	6
D-DOA6WBD40	COC Rapid Test Device – WB/S/P	46994	B	6
D-DOA31WBD40	COT Rapid Test Device – WB/S/P	46994	B	6
D-DOA57WBD40	EDDP Rapid Test Device – WB/S/P	46994	B	6
D--DOA42WBD40	FYL Rapid Test Device-WB/S/P	64153	B	6
D-DOA9WBD40	KET Rapid Test Device-WB/S/P	62130	B	6
D-DOA29WBD40	LSD Rapid Test Device-WB/S/P	64156	B	6
D-DOA12WBD40	MDMA Rapid Test Device – WB/S/P	46994	B	6
D-DOA61WBD40	MDA Rapid Test Device-WB/S/P	46994	B	6
D-DOA62WBD40	MDPV Rapid Test Device – WB/S/P/	46994	B	6
D-DOA2WBD40	MET Rapid Test Device – WB/S/P	46994	B	6
D-DOA38WBD40	MOP Rapid Test Device – WB/S/P	46994	B	6
D-DOA7WBD40	MTD Rapid Test Device – WB/S/P	46994	B	6

D-DOA39WBD40	OXY Rapid Test Device – WB/S/P	46994	B	6
D-DOA13WBD40	PCP Rapid Test Device-WB/S/P	30523	B	6
D-DOA65WBD40	PPX Rapid Test Device – WB/S/P	46994	B	6
D-DOA51WBD40	K2 Rapid Test Device-WB/S/P	30519	B	6
D-DOA10WBD40	TCA Rapid Test Device – WB/S/P	30524	B	6
D-DOA67WBD40	THC Rapid Test Device – WB/S/P	46994	B	6
D-DOA30WBD20	TML Rapid Test Device – WB/S/P	46994	B	6
D-DOAWBM2	Multi-drug 2 drugs Rapid Test Device – WB/S/P	46994	B	6
D-DOAWBM3	Multi-drug 3 drugs Rapid Test Device – WB/S/P	46994	B	6
D-DOAWBM4	Multi-drug 4 drugs Rapid Test Device – WB/S/P	46994	B	6
D-DOAWBM5	Multi-drug 5 drugs Rapid Test Device – WB/S/P	46994	B	6
D-DOAWBM6	Multi-drug 6 drugs Rapid Test Device – WB/S/P	46994	B	6
D-DOAWBM7	Multi-drug 7 drugs Rapid Test Device – WB/S/P	46994	B	6
D-DOAWBM8	Multi-drug 8 drugs Rapid Test Device – WB/S/P	46994	B	6
D-DOAWBM9	Multi-drug 9 drugs Rapid Test Device – WB/S/P	46994	B	6
D-DOAWBM10	Multi-drug 10 drugs Rapid Test Device – WB/S/P	46994	B	6
D-DOAWBM11	Multi-drug 11 drugs Rapid Test Device – WB/S/P	46994	B	6
D-DOAWBM12	Multi-drug 12 drugs Rapid Test Device – WB/S/P	46994	B	6
D-DOAWBM13	Multi-drug 13 drugs Rapid Test Device – WB/S/P	46994	B	6
D-DOAWBM14	Multi-drug 14 drugs Rapid Test Device – WB/S/P	46994	B	6
D-DOAWBM15	Multi-drug 15 drugs Rapid Test Device – WB/S/P	46994	B	6
D-DOAWBM16	Multi-drug 16 drugs Rapid Test Device – WB/S/P	46994	B	6
D-DOAWBM17	Multi-drug 17 drugs Rapid Test Device – WB/S/P	46994	B	6
D-DOA1D20H	Amphetamine (AMP) Rapid Test Device – Hair	46994	B	6
D-DOA4D20H	Barbiturates (BAR) Rapid Test Device – Hair	46994	B	6
D-DOA11D20H	Buprenorphine ( BUP) Rapid Test Device – Hair	46994	B	6
D-DOA5D20H	Benzodiazepine (BZO) Rapid Test Device – Hair	46994	B	6
D-DOA6D20H	Cocaine (COC) Rapid Test Device – Hair	46994	B	6
D-DOA31D20H	Cotinine (COT) Rapid Test Device – Hair	46994	B	6
D-DOA9D20H	Ketamine (KET) Rapid Test Device – Hair	46994	B	6
D-DOA43D20H	6-Monoacetylmorphine (6-MAM)Rapid Test Device – Hair	46994	B	6
D-DOA12D20H	Ecstasy (MDMA) Rapid Test Device – Hair	46994	B	6
D-DOA2D20H	Methamphetamine ( MET) Rapid Test Device – Hair	46994	B	6
D-DOA38D20H	Morphine (MOP) Rapid Test Device -Hair	46994	B	6
D-DOA39D20H	Oxycodone (OXY) Rapid Test Device -Hair	46994	B	6
D-DOA13D20H	Phencyclidine (PCP) Rapid Test Device – Hair	46994	B	6
D-DOAM2H	Multi-drug 2 drugs Rapid Test Device – Hair	46994	B	6
D-DOAM3H	Multi-drug 3 drugs Rapid Test Device – Hair	46994	B	6
D-DOAM4H	Multi-drug 4 drugs Rapid Test Device -Hair	46994	B	6
D-DOAM5H	Multi-drug 5 drugs Rapid Test Device – Hair	46994	B	6
D-DOAM6H	Multi-drug 6 drugs Rapid Test Device – Hair	46994	B	6
D-DOAM7H	Multi-drug 7 drugs Rapid Test Device – Hair	46994	B	6
D-DOAM8H	Multi-drug 8 drugs Rapid Test Device – Hair	46994	B	6
D-DOAM9H	Multi-drug 9 drugs Rapid Test Device – Hair	46994	B	6
D-SP10D1	SP-10 Male Fertility Rapid Test Device-Sperm	61076	B	6

D-SP10D2	SP-10 Male Fertility Rapid Test Device-Sperm	61076	B	6
D-RFSPD20	Rheumatoid Factor Rapid Test Device – S/P	66486	B	6
D-RDOA32D40	Acetaminophen (ACE) Rapid Test Device -Urine	64160	B	6
D-RDOA53D40	7-Aminoclonazepam (7-ACL) Rapid Test Device -	55532	B	6
D-RDOA1D40	Amphetamine (AMP) Rapid Test Device -Urine	46994	B	6
D-RDOA54D40	$\alpha$ -Pyrrolidinovalerophenone ( $\alpha$ -PVP ) Rapid Test Device -Urine	46994	B	6
D-RDOA4D40	Barbiturate (BAR) Rapid Test Device-urine	46994	B	6
D-RDOA11D40	Buprenorphine (BUP) Rapid Test Device -Urine	65385	B	6
D-RDOA5D40	Benzodiazepines (BZO) Rapid Test Device-urine	46994	B	6
D-RDOA56D40	Clonazepam (CLO) Rapid Test Device -Urine	55532	B	6
D-RDOA6D40	COCAINE (COC) Rapid Test Device-urine	46994	B	6
D-RDOA31D40	Cotinine (COT) Rapid Test Device -Urine	64155	B	6
D-RDOA41D40	Diazepam (DIA) Rapid Test Device -urine	64157	B	6
D-RDOA57D40	Ethylenediamine-dimethylphosphinic acid (EDDP) Rapid Test Device -urine	42656	B	6
D-RDOA58D40	Ethyl Glucuronide (ETG) Rapid Test Device-urine	60669	B	6
D-RDOA42D40	Fentanyl (FYL) Rapid Test Device -urine	64153	B	6
D-RDOA9D40	Ketamine (KET)Rapid Test Device-urine	62130	B	6
D-RDOA43D40	6-Monoacetylmorphine (6-MAM) Rapid Test Device -urine	64154	B	6
D-RDOA12D40	Ecstasy (MDMA) Rapid Test Device-urine	55489	B	6
D-RDOA61D40	Tenamfetamine (MDA) Rapid Test Device -urine	46994	B	6
D-RDOA62D40	Methylenedioxypyrovalerone (MDPV) Rapid Test Device -urine	46994	B	6
D-RDOA63D40	Methylphenidate(MPD) Rapid Test Device -urine	46994	B	6
D-RDOA2D40	Methamphetamine (MET) Rapid Test Device -urine	55498	B	6
D-RDOA38D40	Morphine (MOP) Rapid Test Device -urine	55701	B	6
D-RDOA64D40	Methaqualone (MQL) Rapid Test Device -urine	55696	B	6
D-RDOA7D40	Methadone (MTD) Rapid Test Device -urine	30521	B	6
D-RDOA3D40	Opiates (OPI) Rapid Test Device -urine	55701	B	6
D-RDOA39D40	Oxycodone (OXY) Rapid Test Device -urine	55734	B	6
D-RDOA13D40	Phencyclidine (PCP) Rapid Test Device -urine	30523	B	6
D-RDOA65D40	Propoxyphene (PPX) Rapid Test Device -urine	62324	B	6
D-RDOA51D40	Synthetic Marijuana (K2) Rapid Test Device-urine	30519	B	6
D-RDOA10D40	Tricyclic Antidepressants (TCA) Rapid Test Device -urine	55712	B	6
D-RDOA8D40	Marijuana (THC) Rapid Test Device-urine	30519	B	6
D-RDTMLD40	Tramadol (TML) Rapid Test Device -urine	64161	B	6
D-RDOA29D40	Lysergic Acid Diethylamide (LSD) Rapid Test Device -urine	64156	B	6
D-RDOA68D40	Zolpidem(ZOL) Rapid Test Device -urine	46994	B	6
D-RDOA1D25S	Amphetamine (AMP) Rapid Test Device -Saliva	46994	B	6
D-RDOA4D25S	Barbiturate (BAR) Rapid Test Device -Saliva	46994	B	6
D-RDOA11D25S	Buprenorphine (BUP) Rapid Test Device -Saliva	65385	B	6
D-RDOA5D20S	Benzodiazepines (BZO) Rapid Test Device -Saliva	46994	B	6

D-RDOA6D25S	COCAINE (COC) Rapid Test Device -Saliva	46994	B	6
D-RDOA2D25S	Methamphetamine (MET) Rapid Test Device -Saliva	55498	B	6
D-RDOA7D25S	Methadone (MTD) Rapid Test Device -Saliva	30521	B	6
D-RDOA3D25S	Opiates (OPI) Rapid Test Device -Saliva	55701	B	6
D-RDOA13D25S	Phencyclidine (PCP) Rapid Test Device -Saliva	30523	B	6
D-RDOA51D25S	Synthetic Marijuana (K2) Rapid Test Device -Saliva	30523	B	6
D-RDOAPM3	Multi-Drug 3 Drugs Rapid Test Panel-urine	46994	B	6
D-RDOAPM4	Multi-Drug 4 Drugs Rapid Test Panel-urine	46994	B	6
D-RDOAPM5	Multi-Drug 5 Drugs Rapid Test Panel-urine	46994	B	6
D-RDOAPM6	Multi-Drug 6 Drugs Rapid Test Panel-urine	46994	B	6
D-RDOAPM7	Multi-Drug 7 Drugs Rapid Test Panel-urine	46994	B	6
D-RDOAPM8	Multi-Drug 8 Drugs Rapid Test Panel-urine	46994	B	6
D-RDOAPM9	Multi-Drug 9 Drugs Rapid Test Panel-urine	46994	B	6
D-RDOAPM10	Multi-Drug 10 Drugs Rapid Test Panel-urine	46994	B	6
D-RDOAPM12	Multi-Drug 12 Drugs Rapid Test Panel-urine	46994	B	6
D-RDOAPM3A	Multi-Drug 3 Drugs Rapid Test Panel with Adulteration-urine	46994	B	6
D-RDOAPM4A	Multi-Drug 4 Drugs Rapid Test Panel with Adulteration-urine	46994	B	6
D-RDOAPM5A	Multi-Drug 5 Drugs Rapid Test Panel with Adulteration-urine	46994	B	6
D-RDOAPM6A	Multi-Drug 6 Drugs Rapid Test Panel with Adulteration-urine	46994	B	6
D-RDOAPM7A	Multi-Drug 7 Drugs Rapid Test Panel with Adulteration-urine	46994	B	6
D-RDOAPM8A	Multi-Drug 8 Drugs Rapid Test Panel with Adulteration-urine	46994	B	6
D-RDOAPM9A	Multi-Drug 9 Drugs Rapid Test Panel with Adulteration-urine	46994	B	6
D-RDOAPM10A	Multi-Drug 10 Drugs Rapid Test Panel with Adulteration-urine	46994	B	6
D-RDOAPM12A	Multi-Drug 12 Drugs Rapid Test Panel with Adulteration-urine	46994	B	6
D-RDOAM3U	Multi-Drug 3 Drugs Rapid Test Device-urine	46994	B	6
D-RDOAM5U	Multi-Drug 5 Drugs Rapid Test Device-urine	46994	B	6
D-RDOAM6U	Multi-Drug 6 Drugs Rapid Test Device-urine	46994	B	6
D-RDOAM7U	Multi-Drug 7 Drugs Rapid Test Device-urine	46994	B	6
D-RDOAM12U	Multi-Drug 12 Drugs Rapid Test Device-urine	46994	B	6
D-RDOAM3S	Multi-Drug 3 Drugs Rapid Test Device -Saliva	46994	B	6
D-RDOAM4S	Multi-Drug 4 Drugs Rapid Test Device -Saliva	46994	B	6
D-RDOAM5S	Multi-Drug 5 Drugs Rapid Test Device -Saliva	46994	B	6
D-RDOAM6S	Multi-Drug 6 Drugs Rapid Test Device -Saliva	46994	B	6
D-RDOAM7S	Multi-Drug 7 Drugs Rapid Test Device -Saliva	46994	B	6
D-RDOAM8S	Multi-Drug 8 Drugs Rapid Test Device -Saliva	46994	B	6
D-RCFOB10	FOB Rapid Test Device -Feces	54532	B	6
D-RHCGUD40	hCG Pregnancy Rapid Test Device -urine	33819	B	6

D-RCTID10	Cardiac Troponin I Rapid Test Device -WB/S/P	46989	C	3j
D-RNGALD10	NGAL (neutrophil gelatinase-associated lipocalin) Rapid Test Device -WB/S/P	47430	C	3j
D-RCKMBD10	CK-MB Rapid Test Device -WB/S/P	52995	C	3j
D-RMYOD10	Myoglobin Rapid Test Device -WB/S/P	46987	C	3j
D-RHPAGD25	H. pylori Antigen Rapid Test Device -Feces	30825	B	6
D-RMONOD25	MONO Rapid Test Device -WB/S/P	49689	C	3e
D-RINFAD20	Influenza A Rapid Test Device -Swab/Nasal Aspirate	49119	B	6
D-RSTRAS20	Strep A Rapid Test Device -Throat Swab	51707	B	6
D-RTPD40	Syphilis Rapid Test Device -S/P	63969	C	3a
D-RDGMD20	Dengue IgG/IgM Rapid Test Device -WB/S/P	63238	B	6
D-RDAGD20	Dengue NS1 Rapid Test Device-WB/S/P	62946	C	3b
D-RFFD25	Fetal Fibronectin (fFN) Rapid Test Device -Vaginal Discharge	53721	B	6
D-RFSDH20	Follicle Stimulating Hormone (FSH) Rapid Test Device -Urine	54188	B	6
D-RTSHD20	TSH Rapid Test Device -WB/S/P	65274	B	6
D-RFED10	Ferritin Rapid test Device -WB/S/P	66124	B	6
D-RTSHSQD20	Thyroid Stimulating Hormone (TSH) Rapid Test Device -WB/S/P	65274	B	6
D-RVDD10	Vitamin D Rapid Test Device -WB/S/P	60955	B	6
D-RPCTCD10	Procalcitonin (PCT) Rapid Test Device -WB/S/P	58305	B	6
D-RCALD10	Calprotectin Rapid Test Device -Feces	60775	B	6
D-RCRD10	CRP Rapid Test Device -WB/S/P	58768	B	6
D-FICEAD20	CEA Test Device -S/P	54616	C	3h
D-FIAFPD20	AFP Test Device -S/P	54060	C	3h
D-FIDIMERD10	D-Dimer Test Device -WB/P	61389	C	3k
D-FICKMBD10	CK-MB Test Device -WB/S/P	61385	C	3j
D-FITROPID20	cTnI Test Device -WB/S/P	54010	C	3j
D-FIMYOD25	Myoglobin Rapid Test Device — WB/S/P	61390	C	3j
D-FIFABD10	H-FABP Test Device -WB/S/P	53365	C	3j
D-FINTPD10	NT-proBNP Test Device -WB/S/P	47352	C	3j
D-FITIMCKD20	Troponin I/Myoglobin/CK-MB (3 in 1 ) Test Device -WB/S/P	47384	C	3j
D-FITTMCKD20	Troponin T/Myoglobin/CK-MB (3 in 1 ) Test Device -WB/S/P	47384	C	3j
D-FILHD20	LH Test Device -WB/S/P	65959	B	6
D-FISTRAS20	Strep A Test Device -Swab	63770	B	6
D-FIIABD20	Influenza A+B Test Device -Swab	49117	B	6
D-FIDGMD20	Dengue IgG/IgM Test Device -WB/S/P	48915	B	6
D-FIDAGD25	Dengue NS1 Test Device -WB/S/P	48915	C	3b
D-FIRSVD20	RSV Test Device -Swab	62587	B	6
D-FICDTABD10	Clostridium difficile Toxin A/Toxin B Combo Test Device -Feces	65995	B	6
D-FICDGD10	Clostridium difficile GDH Test Device -Feces	65995	B	6
D-FIADED25	Adenovirus antigen Test Device -Feces	49854	B	6



D-FISPD10	Streptococcus pneumoniae Test Device -urine	63796	C	3c
D-FILPD25	Legionella pneumophila Test Device -urine	63781	C	3c
D-FITSPD40	Syphilis Test Device -WB/S/P	51814	C	3a
D-FIZAGD10	Zika antigen Test Device -WB/S/P	65994	B	6
D-FIZMD10	Zika IgM Test Device -WB/S/P	66015	B	6
D-FIAMHD10	AMH Test Device -WB/S/P	58410	B	6
D-FIFFD25	Fetal Fibronectin (fFN) Test Device-Swab	53721	B	6
D-FIFSHD20	FSH Test Device -WB/S/P	54188	B	6
D-FIRFSPD20	Rheumatoid Factor IgM Test Device -WB/S/P	55109	B	6
D-FICRPD25	CRP Test Device-WB/S/P	58768	B	6
D-FIPCTD25	PCT Test Device-WB/S/P	54313	B	6
D-FIFOBD25	FOB Test Device-Feces	66044	B	6
D-FIT4D25	T4 Test Device-S/P	63072	B	6
D-FIHCG D25	β-HCG Test Device-S/P	58789	B	6
D-FITSHD25	TSH Test Device-S/P	54384	B	6
D-FIT3D25	T3 Test Device-S/P	63082	B	6
D-FITESD25	Testosterone Test Device-S/P	54184	B	6
D-FIP4D25	Progesterone(P4) Test Device-S/P	54327	B	6
D-FICYSD25	CysC Test Device-WB/S/P	48177	B	6
D-FI2MGD25	β2MG Test Device-WB/S/P	53930	B	6
D-FINGALD25	N-GAL Test Device-Urine	47426	C	3j
D-FIHBA1CD25	HbA1c Test Device-WB	65958	C	3k
D-FIIGED25	IgE Test Device-WB/S/P	60380	C	3e
D-FIFED25	Ferritin Test Device-S/P	58769	B	6
D-CHAGBD20	Cholera Ag O139 Rapid Test Device – Feces	51840	c	3c
D-COVAGD20B	SARS-CoV-2 Antigen Rapid Test Device – swab	64787	D	1
D-COVAGD20H	COVID-19 Antigen Rapid Test Device – Oral Fluid	64787	D	1
D-DOA12D20S	Ecstasy (MDMA) Rapid Test Device – Saliva	46994	B	6
D-DOA2D20S	Methamphetamine (MET) Rapid Test Device -	46994	B	6
D-DOA31D20S	Cotinine (COT) Rapid Test Device – Salvia	46994	B	6
D-DOA3D20S	Opiates (OPI) Rapid Test Device – Saliva	46994	B	6
D-DOA43D20D	6-Monoacetylmorphine (6-MAM) Rapid Test Device – Salvia	46994	B	6
D-DOA50D40	Pregabalin (PGB) Rapid Test Device – Urine	46994	B	6
D-DOA50S50	Pregabalin (PGB) Rapid Test Strip – Urine	46994	B	6
D-DOA51D20	Synthetic Marijuana (K2) Rapid Test Device – Urine	46994	B	6
D-DOA51S50	Synthetic Marijuana (K2) Rapid Test Strip – Urine	46994	B	6
D-DOA58S40	Ethyl Glucuronide (ETG) Rapid Test Strip – Urine	46994	B	6
D-DOA62S25S	Methylenedioxypyrovalerone (MDPV) Rapid Test Device – Saliva	46994	B	6
D-DOA6D20S	Cocaine (COC) Rapid Test Device – Saliva	46994	B	6
D-DOA7D20S	Methadone (MTD) Rapid Test Device – Saliva	46994	B	6
D-DOAS50	Methadone (MTD) Rapid Test Strip – Urine	46994	B	6
D-DOA8D20S	Marijuana (THC) Rapid Test Device – Saliva	46994	B	6
D-DOAM10UT	Multi- Drug 10 drugs inc. T ramadol Rapid Test Device – Urine	46994	B	6

D-GL10D	Giardia Lamblia Rapid Test Device – Feces	52249	B	6
D-GONOD20	Gonorrhea Rapid Test Device – Swab	51228	C	3a
D-HBAC1CD10	HbA1c Rapid Test Device – WB	65322	C	3k
D-HCGS0	(hCG) Rapid Test Device plain/no box – Urine/S/P	66850	B	6
D-HPVD20	HPV Antigen Rapid Test Device – Cervical Swab	63733	B	6
D-INFABS50	Influenza A+B Rapid Test Strip – Swab/Nasal	49119	B	6
D-LACFD20	Lactoferrin Rapid Test Device – Feces	53910	B	6
D-MASQS50	Micro-Albumin Semi-Quantitative Rapid Test Strip – Urine	60471	B	6
D-MCKTMD40	Myoglobin/CK-MB/Troponin I Combo Rapid Test Device – WB/S/P	61295	C	3j
D-TROPQD20	Troponin I (cTNI) Semi Quantitative Test Rapid Test Device – WB/S/P	46989	C	3j
D-TRVAD10	Trichomonas Vaginalis Rapid Test Device – Swab	52471	C	3a
D-COVAGD25H	SARS-CoV-2 Antigen Rapid Test Device – Oral Fluid	64787	D	1
D-DOA30DM25S	Tramadol (TML) Rapid Test Device – Midstream	46994	B	6
D-SHID20	Shigella Rapid Test Device – Faeces	64874	C	3b
D-FICOVID10	COVID-19 Antigen Rapid Test Device – Nasopharyngeal Sw	64787	D	1
D-HAVMD20	HAV IgM Rapid Test S/P	48270	B	6
D-NGALD10	NGAL Rapid test WB/S/P	47427	C	3j
D-COVD25B	SARS-CoV-2 IgG/ IgM Rapid Test Device (WB/S/P)	64756	D	1
D-CHAGS50	Cholera Ag Rapid test - Faeces	51840	C	3c
D-RDOA40D40	Alcohol(ALC) Rapid Test Casette (for Reader)-Urine	64159	B	6
D-RDOA6725S	Marijuana (THC) Rapid Test device (for Reader)-	30519	B	6
D-RDOA1M25S	Amphetamine (AMP) Rapid Test Midstream (for Reader)-Saliva	46994	B	6
D-RDOA4M25S	Barbiturate (BAR) Rapid Test Midstream (for Reader)-Saliva	46994	B	6
D-RDOA11M25S	Buprenorphine (BUP) Rapid Test Midstream (for Reader)-Saliva	65385	B	6
D-RDOA5M20S	Benzodiazepines (BZO) Rapid Test Midstream (for Reader)-Saliva	46994	B	6
D-RDOA6M25S	COCAINE (COC) Rapid Test Midstream (for Reader)-Saliva	46994	B	6
D-RDOA2M25S	Methamphetamine (MET) Rapid Test Midstream (for Reader)-Saliva	55498	B	6
D-RDOA7M25S	Methadone (MTD) Rapid Test Midstream (for Reader)-Saliva	30521	B	6
D-RDOA3M25S	Opiates (OPI) Rapid Test Midstream (for Reader)-Saliva	55701	B	6
D-RDOA13M25S	Phencyclidine (PCP) Rapid Test Midstream (for Reader)-Saliva	30523	B	6
D-RDOA51M25S	Synthetic Marijuana (K2) Rapid Test Midstream (for Reader)-Saliva	30519	B	6
D-FIMAD25	Micro-albumin Test device(for Analyzer)-urine	53479	B	6

D-LEIGID20	Legionella Antigen Rapid Test Device – Throat	51054	C	3c
D-LEIGID40	Legionella Antigen Rapid Test Device – Throat	51054	C	3c
D-TBSPD10	Tuberculosis (TB) Rapid Test Device – WB/S/P	65814	C	3e
D-TBSPD20	Tuberculosis (TB) Rapid Test Device – WB/S/P	65814	C	3e
D-DGMCMD20	Dengue + Chik (IgG/IgM-Chik IgM) Test – WB/S/P	63970	B	6
D-HPVCSD25	HPV Antigen Rapid Test -Cervical Swab	49993	C	3a
D-HEMS50	HB Hemoglobin Strip	63089	B	6
D-DOA70D40	Tapentadol (TAP) Rapid Test -Urine	46994	B	6
D-DOA70P40	Tapentadol (TAP) Rapid Test -Urine	46994	B	6
D-DOA70S50	Tapentadol (TAP) Rapid Test -Urine	46994	B	6
D-DOA40SS50	Alcohol Rapid Test Dipstick(Saliva)	64159	B	6
D-DOA40D25	Alcohol (ALC) Oral Fluid Cassette	64159	B	6
D-DOA40BBD15	Breath Alcohol Test (With Blow bag) Cassette	64159	B	6
D-DOA40BBD20	Breath Alcohol Test (Without Blow bag) Cassette	64159	B	6
D-U12100	Urinalysis Strips 12 Parameter	63695	B	6
D-U13100	Urinalysis Strips 13 Parameter	63695	B	6
D-U14100	Urinalysis Strips 14 Parameter	63695	B	6
D-HSV1D20	HSV-1 IgG/IgM Rapid Test -WB/S/P	49556	C	3a
D-HSV2D20	HSV-2 IgG/IgM Rapid Test -WB/S/P	49556	C	3a
D-CLOSGTD10	C. difficile GDH+ Toxin A +Toxin B Combo Rapid Test -Faeces	50831	B	6
D-CIIGE40	Total IgE (T-IgE) Test Kit-human serum or plasma	60380	C	3e
D-CIFERK40	Ferritin Test Kit-whole blood, serum or plasma	61078	B	6
D-CIAMHK40	Anti-mullerian Hormone (AMH) Test Kit-human serum or plasma	64335	B	6
D-CICEAK40	Carcinoembryonic Antigen (CEA) Test Kit- human serum or plasma	54615	C	3h
D-CIFSHK40	FSH Test Kit-human serum or plasma	54187	B	6
D-CILHK40	LH Test Kit-human serum or plasma	54254	B	6
D-CINBNPK40	N-Terminal pro-B-type Natriuretic Peptide (NT-proBNP) Test Kit - whole blood, serum or plasma	47351	C	3j
D-CITSHK40	Thyroid Stimulating Hormone (TSH) Test Kit-human serum or plasma	54386	B	6
D-CIVDK40	25 OH Vitamin D (25-OH VD) Test Kit -whole blood, serum or plasma	60922	B	6
D-CIβHCGK40	β-human Chorionic Gonadotropin (β-HCG) Test Kit -human serum or plasma	54215	B	6
D-CIT4K40	Thyroxine (T4) Test Kit-human serum or	58322	B	6
D-CIFT4K40	Free Thyroxine (FT4) Test Kit -human serum or plasma	54413	B	6
D-CIPRLK40	Prolactin Test Kit-human serum or plasma	54335	B	6
D-CICA199K40	Carbohydrate Antigen 199 (CA19-9) Test Kit- human serum and plasma	60976	B	6

D-CIAFPK40	Alpha-fetoprotein (AFP) Test Kit- human serum or plasma	58348	C	3h
D-CICKMBK40	Creatine Kinase MB (CKMB) Test Kit - human whole blood, serum or plasma	61000	C	3j
D-CICRPK40	C-reactive Protein (CRP) Test Kit -human whole blood, serum or plasma	65695	B	6
D-CICTIK40	Cardiac Troponin-I (cTnI) Test Kit -human whole blood, serum or plasma	60780	C	3j
D-CIDDMK40	D-Dimer Test Kit-human whole blood and plasma	60530	C	3k
D-CIINSK40	Insulin (INS) Test Kit-human serum or plasma	54237	B	6
D-CIMYOK40	Myoglobin (MYO) Test Kit-human whole blood, serum or plasma	53952	C	3j
D-CIPCTK40	Procalcitonin (PCT) Test Kit-human whole blood,	58731	B	6
D-CICTNTK40	Cardiac Troponin-T (cTnT) Test Kit -human serum or plasma	54007	B	6
D-CIIL6K40	Interleukin-6 (IL-6) Test Kit-human whole blood,	53858	B	6
D-CIT3K40	Triiodothyronine (T3) Test Kit -human serum or plasma	58330	B	6
D-CISAAK40	Serum Amyloid A Protein (SAA) Test Kit-human whole blood, serum or plasma	65690	B	6
D-CIHFABPK40	Heart-fatty Acid-binding Protein (H-FABP) Test Kit- human whole blood, serum or	53377	C	3j
D-CIBNPK40	Brain Natriuretic Peptide (BNP)Test Kit-human plasma	47351	C	3k
D-CISST2K40	Growth Stimulation Expressed Gene 2 (ST2) Test Kit- human whole blood, serum or plasma	66516	C	3k
D-CICPEK40	C-Peptide (CP) Test Kit-human serum and plasma	54130	B	6
D-CICA125K40	Cancer Antigen 125 (CA125) Test Kit -human serum or plasma	54588	C	3h
D-CICYFRA211K40	Cytokeratin-19-fragment (CYFRA21-1) Test Kit-human serum or plasma	54612	B	6
D-CISCKK40	Squamous Cell Carcinoma Antigen (SCC) Test Kit-human serum or plasma	61418	B	6
D-CIPGIK40	Pepsinogen I (PG I) Test Kit-human serum or plasma	61414	B	6
D-CIPGIK40	Pepsinogen II (PG II) Test Kit -human serum or plasma	61415	B	6
D-CIPGRPK40	Gastrin Releasing Peptide Precursor (ProGRP) Test Kit- human serum or plasma	54660	B	6
D-CIFT3K40	Free Triiodothyronine (FT3) Test Kit-human serum or plasma	54417	B	6

D-CIHBK40	Glycated Hemoglobin (HbA1c) Test Kit-human whole blood	61010	C	3k
D-CITGK40K40	Thyroglobulin (TG) Test Kit-human serum or plasma	54375	B	6
D-CICA153K40	Cancer Antigen 15-3 (CA15-3) Test Kit-human serum or plasma	60975	C	3h
D-CIFAK40	Folic Acid (FA) Test Kit- human serum	60982	B	6
D-CIhsCTIK40	High Sensitive Cardiac Troponin-I (hs-cTnI) Test Kit- human serum or plasma	60780	C	3j
D-CIPROGK40	Progesterone Test Kit-human serum or plasma	54322	B	6
D-CICA242K40	Cancer Antigen 242 (CA242) Test Kit-human serum or plasma	66062	B	6
D-CICA724K40	Cancer Antigen 72-4 (CA72-4) Test Kit-human serum or plasma	65193	B	6
D-CIG17K40	Gastrin 17 (G-17) Test Kit-human serum	61974	B	6
D-CIHE4K40	Human Epididymis Protein 4 (HE4) Test Kit-human serum or plasma	56656	B	6
D-CINSEK40	Neuron-specific Enolase (NSE) Test Kit-human serum	64542	B	6
D-CIPLGFK40	Placental Growth Factor (PLGF) Test Kit- human serum	56616	C	3j
D- CIsFLT1K40	Soluble fms-like Tyrosine Kinase-1 (sFlt-1) Test Kit-human serum	61081	C	3j
D-MPOXD25	Monkeypox Virus Antibody Rapid Test -Whole Blood/Serum/Plasma	66498	B	6
D-MPOXAGD25	Monkeypox Virus Antigen Rapid Test -Whole Blood/Serum/Plasma	66416	B	6
D-U1MC100AU	Urinalysis Reagent Strips for Urine Analyzer - 1 parameter	63695	B	6
D-U2MC100AU	Urinalysis Reagent Strips for Urine Analyzer - 2 parameters	63695	B	6
D-U3MC100AU	Urinalysis Reagent Strips for Urine Analyzer - 3 parameters	63695	B	6
D-U4MC100AU	Urinalysis Reagent Strips for Urine Analyzer - 4 parameters	63695	B	6
D-U5MC100AU	Urinalysis Reagent Strips for Urine Analyzer - 5 parameters	63695	B	6
D-U6MC100AU	Urinalysis Reagent Strips for Urine Analyzer - 6 parameters	63695	B	6
D-U7MC100AU	Urinalysis Reagent Strips for Urine Analyzer - 7 parameters	63695	B	6
D-U8MC100AU	Urinalysis Reagent Strips for Urine Analyzer - 8 parameters	63695	B	6

D-U9MC100AU	Urinalysis Reagent Strips for Urine Analyzer - 9 parameters	63695	B	6
D-U10MC100AU	Urinalysis Reagent Strips for Urine Analyzer - 10 parameters	63695	B	6
D-U11MC100AU	Urinalysis Reagent Strips for Urine Analyzer - 11 parameters	63695	B	6
D-U12MC100AU	Urinalysis Reagent Strips for Urine Analyzer - 12 parameters	63695	B	6
D-U13MC100AU	Urinalysis Reagent Strips for Urine Analyzer - 13 parameters	63695	B	6
D-U14MC100AU	Urinalysis Reagent Strips for Urine Analyzer - 14 parameters	63695	B	6





## Declaration of Conformity

for Syphilis reagents & kits


European Communities Council Directive 98/79/EC concerning In-Vitro Diagnostic Medical Devices as amended by Regulation (EC) 596/2009.

In accordance with Article 9(1) and by reference to Annex III, Rapid Labs Ltd has assessed the conformity for the following listed devices to the essential requirements of Directive 98/79/EC of the European Parliament and of the Council of the European Union on *in vitro* diagnostic medical devices.

<b>General Product Name:</b>	Syphilis reagents & kits
<b>Manufacturer:</b>	Rapid Labs Ltd. Unit 2 & 2a Hall Farm, Church road, Little Bentley, Colchester, Essex, CO7 8SD United Kingdom
<b>Variants:</b>	n/a
<b>Intended Use:</b>	The kits and reagents uses serum or plasma samples in the detection of <i>T.Pallidum</i> antibodies.
<b>Intended User:</b>	Professional use
<b>IVD Directive Category:</b>	General
<b>Notified Body:</b>	n/a
<b>CE Certificate Reference:</b>	n/a
<b>IVD Directive Assessment Route:</b>	Annex III
<b>EU Authorised Representative:</b>	Advena Limited. Tower Business Centre, 2 <sup>nd</sup> Floor, Tower Street, Swatar BKR 4013 Malta

Name Rowland King

Position Managing Director

Signed  \_\_\_\_\_

Date 04/02/2022

Who is the natural and legal person with responsibility for the design, manufacture, packaging and labelling before the device is placed on the market under his own name, regardless of whether these operations are carried out by the Manufacturer, or on their behalf by a third party.



#### Appendix I – Applicable Standards

This present declaration is also in conformity with the following European and International standards:

Standard/Document Name	Description
98/79/EC	In Vitro Diagnostic Medical Devices EU Council Directive as amended by Regulation (EC) 596/2009
EN ISO 18113-1:2011	In vitro diagnostic medical devices - Information supplied by the manufacturer (labelling) - Part 1: Terms, definitions and general requirements
EN ISO 13485:2016	Medical Devices – Quality Management Systems – Requirements for Regulatory Purposes
EN ISO 14971:2012	Medical Devices – Application of Risk Management to Medical Devices
EN 13612:2002	Performance evaluation of in-vitro medical devices
EN 13641:2002	Elimination or reduction of risk infection related to in-vitro diagnostics
EN ISO 15223-1:2016	Medical devices - Symbols
EN ISO 23640:2015	Evaluation of stability

#### Appendix II – Product Listing/Schedule

Part/Catalogue Number	Description/Name	GMDN Code
RL-VDRL250	VDRL Carbon Antigen Kit with no accessories	51819
D-RPR100 D-RPR250 D-RPR500	RPR Test Kit	51819
RL-TPHA100 RL-TPHA200 RL-TPHA500	TPHA Test Kit (haemagglutination)	51800
RL-TPHA-PC-1	TPHA positive control	51800
RL-TPHA-NC-1	TPHA Negative control	51800
RL-RPR5ML	VDRL (RPR) Carbon Reagent	51821
RL-RPRP1ML	RPR Positive Control	32449
RL-RPRN1ML	RPR Negative Control	32449

#### Version History

Version	Compiled by	Date	Description
2.0	Emily Swager	04/02/2022	Update to director

## *H. pylori* Antibody Rapid Test Device (Serum/Plasma)

**CATALOGUE NUMBER**  
D-HPABD40

A rapid test for the qualitative detection of antibody to *Helicobacter pylori* (*H. pylori*) in serum or plasma.

For professional *in vitro* diagnostic use only.

### INTENDED USE

The *H. pylori* Antibody Rapid Test Device (Serum/Plasma) is a rapid chromatographic immunoassay for the qualitative detection of Antibody to *H. pylori* in serum or plasma.

### SUMMARY

*H. pylori* is a small, spiral-shaped bacterium that lives in the surface of the stomach and duodenum. It is implicated in the etiology of a variety of gastrointestinal diseases, including duodenal and gastric ulcer, non-ulcer dyspepsia and active and chronic gastritis.<sup>1,2</sup> Both invasive and non-invasive methods are used to diagnose *H. pylori* infection in patients with symptoms of gastrointestinal disease. Specimen-dependent and costly invasive diagnostic methods include gastric or duodenal biopsy followed by urease testing (presumptive), culture, and/or histologic staining.<sup>3</sup> Non-invasive techniques include the urea breath test, which requires expensive laboratory equipment and moderate radiation exposure, and serological methods.<sup>4,5</sup> Individuals infected with *H. pylori* develop antibodies which correlate strongly with histological confirmed *H. pylori* infection.<sup>6,7,8</sup>

The *H. pylori* Antibody Rapid Test Device (Serum/Plasma) is a simple test that utilizes a combination of *H. pylori* antigen coated particles and anti-human IgG to qualitatively and selectively detect *H. pylori* antibodies in serum or plasma.

### PRINCIPLE

The *H. pylori* Antibody Rapid Test Device (Serum/Plasma) is a qualitative membrane based immunoassay for the detection of *H. pylori* antibodies in serum or plasma. In this test procedure, anti-human IgG is immobilized in the test line region of the test. After specimen is added to the specimen well of the Device, it reacts with *H. pylori* antigen coated particles in the test. This mixture migrates chromatographically along the length of the test and interacts with the immobilized anti-human IgG. If the specimen contains *H. pylori* antibodies, a colored line will appear in the test line region indicating a positive result. If the specimen does not contain *H. pylori* antibodies, a colored line will not appear in this region indicating a negative result. To serve as a procedural control, a colored line will always appear in the control line region, indicating that proper volume of specimen has been added and membrane wicking has occurred.

### REAGENTS

The test Device contains *H. pylori* antigen coated particles and anti-human IgG coated on the membrane.

### PRECAUTIONS

Please read all the information in this package insert before performing the test.

- For professional *in vitro* diagnostic use only. Do not use after the expiration date.
- Do not eat, drink or smoke in the area where the specimen or kits are handled.
- Handle all the specimens as if they contain infectious agents. Observe established precautions against microbiological hazards throughout testing and follow the standard procedures for proper disposal of specimens.
- Wear protective clothing such as laboratory coats, disposable gloves and eye protection when specimens are being tested.
- Humidity and temperature can adversely affect results.

### STORAGE AND STABILITY

Store as packaged at room temperature or refrigerated (2-30°C). The test is stable through the expiration date printed on the sealed pouch. The test must remain in the sealed pouch until use. **DO NOT FREEZE.** Do not use beyond the expiration date.

### SPECIMEN COLLECTION AND PREPARATION

- The *H. pylori* Antibody Rapid Test Device (Serum/Plasma) can be performed using serum or plasma.
- Separate serum or plasma from blood as soon as possible to avoid hemolysis. Use only clear, non-hemolyzed specimens.
- Testing should be performed immediately after specimen collection. Do not leave the specimens at room temperature for prolonged periods. Serum and plasma specimens may be stored at 2-8°C for up to 3 days. For long term storage, specimens should be kept below -20°C.
- Bring specimens to room temperature prior to testing. Frozen specimens must be completely thawed and mixed well prior to testing. Specimens should not be frozen and thawed repeatedly.
- If specimens are to be shipped, they should be packed in compliance with federal regulations covering the transportation of etiologic agents.

### MATERIALS

#### Materials provided

- Test Devices
- Droppers
- Package Insert

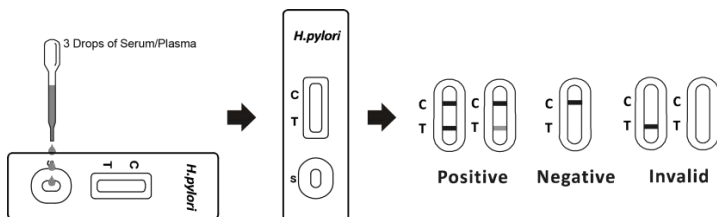
#### Materials required but not provided

- Specimen collection containers
- Centrifuge
- Timer

### DIRECTIONS FOR USE

**Allow test Device, serum or plasma specimen, and/or controls to equilibrate to room temperature (15-30°C) prior to testing.**

- Remove the test Device from the sealed foil pouch and use it as soon as possible. Best results will be obtained if the assay is performed immediately after opening the foil pouch.
- Hold the dropper vertically and transfer **3 drops of serum or plasma (approximately 75 µL)** to the specimen well of test Device and start the timer. Avoid trapping air bubbles in the specimen well. See illustration below.
- Wait for the colored line is appeared. The result should be read at **10 minutes**. Do not interpret the result after **20 minutes**.



### INTERPRETATION OF RESULTS

(Please refer to the illustration above)

**POSITIVE:** Two colored lines appear. One colored line should be in the control region (C) and another colored line should be in the test region (T).

**\*NOTE:** The intensity of the color in the test line region (T) will vary depending on the

concentration of *H. pylori* antibody present in the specimen. Therefore, any shade of color in the test region (T) should be considered positive.

**NEGATIVE:** One colored line appears in the control region (C). No apparent colored line appears in the test region (T).

**INVALID:** Control line fails to appear. Insufficient specimen volume or incorrect procedural techniques are the most likely reasons for control line failure. Review the procedure and repeat the test with a new test Device. If the problem persists, discontinue using the test kit immediately and contact your local distributor.

### QUALITY CONTROL

Internal procedural controls are included in the test. A red line appearing in the control region (C) is an internal positive procedural control. It confirms sufficient specimen volume and correct procedural technique.

Control standards are not supplied with this kit; however, it is recommended that positive and negative controls be tested as a good laboratory practice to confirm the test procedure and to verify proper test performance.

### LIMITATIONS

- The *H. pylori* Antibody Rapid Test Device (Serum/Plasma) is for *in vitro* diagnostic use only. This test should be used for the detection of *H. pylori* antibody in serum or plasma specimen. Neither the quantitative value nor the rate of increase in *H. pylori* antibody concentration can be determined by this qualitative test.
- The *H. pylori* Antibody Rapid Test Device (Serum/Plasma) will only indicate the presence of *H. pylori* antibodies in the specimen and should not be used as the sole criteria for the diagnosis of *H. pylori* infection.
- As with all diagnostic tests, all results must be interpreted together with other clinical information available to the physician.
- If the test result is negative and clinical symptoms persist, additional testing using other clinical methods is recommended. A negative result does not at any time preclude the possibility of *H. pylori* infection.

### PERFORMANCE CHARACTERISTICS

#### Sensitivity and Specificity

The *H. pylori* Antibody Rapid Test Device (Serum/Plasma) has been evaluated with serum and plasma specimens obtained from a population of symptomatic and asymptomatic individuals who presented for endoscopic examination.

Method <i>H. pylori</i> Antibody Rapid Test Device (Serum/Plasma)	ELISA		Total Results
	Results		
	Positive	Negative	
	211	14	225
	10	146	156
<b>Total Results</b>	<b>221</b>	<b>160</b>	<b>381</b>

Relative Sensitivity: 95.5% (95%CI\*: 91.8%-97.8%)

\*Confidence Interval

Relative Specificity: 91.3% (95%CI\*: 85.7%-95.1%)

Overall Accuracy: 93.7% (95%CI\*: 90.8%-95.9%)

#### Precision

##### Intra-Assay

Within-run precision has been determined by using 10 replicates of 4 specimens: a negative, a low positive, a medium positive and a high positive. The negative, low positive, medium positive and high positive values were correctly identified >99% of the time.

##### Inter-Assay

Between-run precision has been determined by 10 independent assays on the same 4 specimens: a negative, a low positive, a medium positive and a high positive. Three different lots of the *H. pylori* Test Device (Serum/Plasma) have been tested using negative, low positive medium positive and high positive specimens. The specimens were correctly identified >99% of the time.

#### Cross-reactivity

Sera containing known amounts of antibodies to *H. pylori* have been tested with Hepatitis A, B, C, E, HIV and Syphilis. No cross-reactivity was observed, indicating that the *H. pylori* Test Device (Serum/Plasma) has a high degree of specificity for human antibodies to *H. pylori*.













#### Interfering Substances

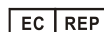
The *H. pylori* Antibody Rapid Test Device (Serum/Plasma) has been tested for possible interference from visibly hemolyzed and lipemic specimens, as well as specimens containing high bilirubin levels. In addition, no interference was observed in specimens containing up to 1,000 mg/dL hemoglobin, up to 1,000 mg/dL bilirubin, and up to 2,000 mg/dL human serum albumin.

### BIBLIOGRAPHY

- Marshall, BJ, McGechie, DB, Rogers, PAR and Glancy, RG. Pyloric Campylobacter infection and gastroduodenal disease. Med. J. Australia. 149: 439-44; 1985.
- Soll, AH. Pathogenesis of peptic ulcer and implications for therapy. New England J. Med. 322:909-16; 1990.
- Hazell, SL, et al. Campylobacter pyloridis and gastritis I: Detection of urease as a marker of bacterial colonization and gastritis. Amer. J. Gastroenterology. 82(4): 292-96; 1987.
- Loffel, RJLF, et al. Usefulness of several commercial enzyme-linked immunoassays for detection of Helicobacter pylori infection in clinical medicine. Euro. J. Gastroen. Hepa. 5:333-37; 1993.
- Cutler, AF, et al. Accuracy of invasive and non-invasive tests to diagnose Helicobacter pylori infection. Gastroenterology. 109: 136-141; 1995.
- Ansorg, R, Von Recklinghausen, G, Pomarius, R and Schmid, EN. Evaluation of techniques for isolation, subcultivation and preservation of Helicobacter pylori. J. Clin. Micro. 29:51-53; 1991.
- Pronovost, AP, Rose, SL, Pawlak, J, Robin, H and Schneider, R. Evaluation of a new immunodiagnostic assay for Helicobacter pylori antibody detection: Correlation with histopathological and microbiological results. J. Clin. Micro. (1994), 32: 46-50.
- Megraud, F, Bassens-Rabbe, MP, Denis, F, Belbourn, A and Hoa, DQ. Seroprevalence of Campylobacter pylori infection in various populations. J. Clin. Micro. 27: 1870-3; 1989.

#### Index of Symbols

	Consult instructions for use		Contains sufficient for <n> test		Authorized representative in the European Community/European Union
	<i>In vitro</i> diagnostic medical device		Use-by date		Do not reuse
	Store between 2-30°C		Batch code		Catalogue number
	Do not use if package is damaged and consult instructions for use		Manufacturer		Date of manufacture



Advena Ltd. Tower Business Centre, 2<sup>nd</sup> Flr.,  
Tower Street, Swatar, BKR 4013 Malta



Rapid Labs Ltd  
Unit 2 & 2A Hall Farm Business  
Centre Church Road Little Bentley Colchester  
Essex CO7 8SD  
United Kingdom

## Myoglobin Rapid Test Device

(Whole Blood/Serum/Plasma)

**CATALOGUE NUMBER**  
D-MYOD10

*A rapid test for the diagnosis of myocardial infarction (MI) to detect Myoglobin qualitatively in whole blood, serum or plasma. For professional in vitro diagnostic use only.*

### INTENDED USE

The Myoglobin Rapid Test Device (Whole Blood/Serum/Plasma) is a rapid chromatographic immunoassay for the qualitative detection of human Myoglobin in whole blood, serum or plasma as an aid in the diagnosis of myocardial infarction (MI).

### SUMMARY

Myoglobin (MYO) is a heme-protein normally found in skeletal and cardiac muscle with a molecular weight of 17.8kDa. It constitutes about 2 percent of total muscle protein and is responsible with transporting oxygen within the muscle cells.<sup>1</sup> When the muscle cells are damaged, Myoglobin is released to the blood rapidly due to its relatively small size. Following the death of tissue associated with MI, Myoglobin is one of the first markers to rise above normal levels. The level of Myoglobin increases measurably above baseline within 2-4 hours post-infarct, peaking at 9-12 hours and returning to baseline within 24-36 hours.<sup>2,3</sup> A number of reports suggest the measurement of Myoglobin as a diagnostic aid in confirming the absence of myocardial infarction with negative predictive values of up to 100% reported at certain time periods after onset of symptoms.<sup>4</sup>

The Myoglobin Rapid Test Device (Whole Blood/Serum/Plasma) is a simple test that utilizes a combination of anti-Myoglobin antibody coated particles and capture reagents to qualitatively detect Myoglobin in whole blood, serum or plasma. The minimum detection level is 50 ng/mL.

### PRINCIPLE

The Myoglobin Rapid Test Device (Whole Blood/Serum/Plasma) is a qualitative, membrane based immunoassay for the detection of Myoglobin in whole blood, serum or plasma. The membrane is pre-coated with specific capture antibodies in the test line region of the test. During testing, the whole blood, serum or plasma specimen reacts with the particle coated with specific antibodies. The mixture migrates upward on the membrane chromatographically by capillary action to react with specific capture reagents on the membrane and generate a colored line. The presence of this colored line in the specific test line region indicates a positive result, while its absence indicates a negative result. To serve as a procedural control, a colored line will always appear in the control line region indicating that proper volume of specimen has been added and membrane wicking has occurred.

### REAGENTS

The test contains anti-Myoglobin antibody conjugated colloid gold particles and capture reagents coated on the membrane.

### PRECAUTIONS

- For professional *in vitro* diagnostic use only. Do not use after expiration date.
- Do not eat, drink or smoke in the area where the specimens or kits are handled.
- Do not use test if pouch is damaged.
- Handle all specimens as if they contain infectious agents. Observe established precautions against microbiological hazards throughout all procedures and follow the standard procedures for proper disposal of specimens.
- Wear protective clothing such as laboratory coats, disposable gloves and eye protection when specimens are assayed.
- The used test should be discarded according to local regulations.
- Humidity and temperature can adversely affect results.

### STORAGE AND STABILITY

Store as packaged in the sealed pouch either at room temperature or refrigerated (2-30°C). The test is stable through the expiration date printed on the sealed pouch. The test must remain in the sealed pouch until use. **DO NOT FREEZE.** Do not use after the expiration date.

### SPECIMEN COLLECTION AND PREPARATION

- The Myoglobin Rapid Test Device (Whole Blood/Serum/Plasma) can be performed using whole blood (from venipuncture or fingerstick), serum or plasma.
- To collect **Fingerstick Whole Blood specimens**:
  - Wash the patient's hand with soap and warm water or clean with an alcohol swab. Allow to dry.
  - Massage the hand without touching the puncture site by rubbing down the hand towards the fingertip of the middle or ring finger.
  - Puncture the skin with a sterile lancet. Wipe away the first sign of blood.
  - Gently rub the hand from wrist to palm to finger to form a rounded drop of blood over the puncture site.
  - Add the Fingerstick Whole Blood specimen to the test by using **a capillary tube**:
    - Touch the end of the capillary tube to the blood until filled to approximately 75µL. Avoid air bubbles.
    - Place the bulb onto the top end of the capillary tube, then squeeze the bulb to dispense the whole blood to the specimen well of the test Device.
  - Add the Fingerstick Whole Blood specimen to the test by using **hanging drops**:
    - Position the patient's finger so that the drop of blood is just above the specimen well of the test Device.
    - Allow 3 hanging drops of fingerstick whole blood to fall into the center of the specimen area on the test Device, or move the patient's finger so that the hanging drop touches the center of the specimen well. Avoid touching the finger directly to the specimen area.
- Separate serum or plasma from blood as soon as possible to avoid hemolysis. Use only clear non-hemolyzed specimens.
- Testing should be performed immediately after the specimens have been collected. Do not leave the specimens at room temperature for prolonged periods. Serum and plasma specimens may be stored at 2-8°C for up to 3 days. For long term storage, specimens should be kept below -20°C. Whole blood collected by venipuncture should be stored at 2-8°C if the test is to be run within 2 days of collection. Do not freeze whole blood specimens. Whole blood collected by fingerstick should be tested immediately.
- Bring specimens to room temperature prior to testing. Frozen specimens must be completely thawed and mixed well prior to testing. Specimens should not be frozen and thawed repeatedly.
- If specimens are to be shipped, they should be packed in compliance with local regulations covering the transportation of etiologic agents.

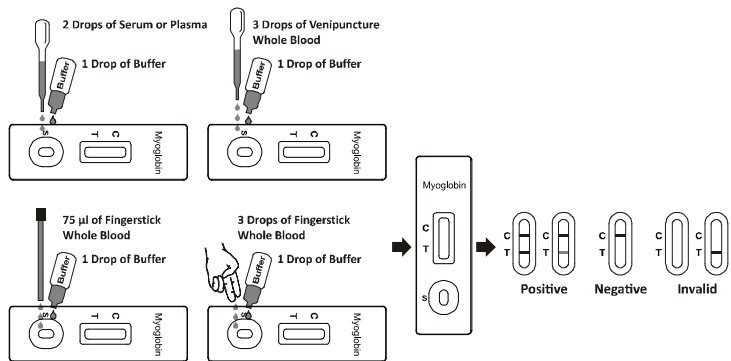
### MATERIALS

- |   |                  |
|---|------------------|
| <b>Materials provided</b>                         |                  |
| • Test Devices                                    | • Droppers       |
| • Specimen Collection Containers                  | • Buffer         |
| For fingerstick whole blood                       | • Centrifuge     |
| • Lancets   | • Package Insert |
| • Heparinized Capillary Tubes and Dispensing Bulb | • Timer          |

### DIRECTIONS FOR USE

**Allow the test, specimen and buffer to reach room temperature (15-30°C) prior to testing.**

- Bring the pouch to room temperature before opening it. Remove the test Device from the sealed pouch and use it within one hour.
- Place the Device on a clean and level surface.
  - For **Serum or Plasma** specimen:
    - Hold the dropper vertically and transfer **2 drops of serum or plasma (approximately 50 µL)** to the specimen well, then add **1 drop of buffer** (approximately **40 µL**), and start the timer. See illustration below.
  - For **Venipuncture Whole Blood** specimen:
    - Hold the dropper vertically and transfer **3 drops of whole blood (approximately 75 µL)** to the specimen well, then add **1 drop of buffer** (approximately **40 µL**), and start the timer. See illustration below.
  - For **Fingerstick Whole Blood** specimen:
    - To use a capillary tube: Fill the capillary tube and transfer **approximately 75 µL of fingerstick whole blood specimen** to the specimen well of test Device, then add **1 drop of buffer (approximately 40 µL)** and start the timer. See illustration below.
    - Allow **3 hanging drops of fingerstick whole blood specimen (approximately 75 µL)** to fall into the specimen well of test Device, then add **1 drop of buffer (approximately 40 µL)** and start the timer. See illustration below.
- Wait for the colored line(s) to appear. **Read results at 10 minutes.** Do not interpret the result after 20 minutes.



### INTERPRETATION OF RESULTS

(Please refer to the illustration above)

**POSITIVE:** A colored line in the control line region (C) and the presence of one colored line in the test line region indicates a positive result. This indicates that the concentration of Myoglobin is above the minimum detection level.

**\*NOTE:** The intensity of the color in the test line region will vary depending on the concentration of Myoglobin, present in the specimen. Therefore, any shade of color in the test line region should be considered positive.

**NEGATIVE:** One colored line appears in the control line region (C). No line appears in the test line region (T). This indicates that the concentration of Myoglobin is below the minimum detection level.

**INVALID:** Control line fails to appear. Insufficient specimen volume or incorrect procedural techniques are the most likely reasons for control line failure. Review the procedure and repeat the test with a new test. If the problem persists, discontinue using the test kit immediately and contact your local distributor.

### QUALITY CONTROL

A procedural control is included in the test. A colored line appearing in the control line region (C) is considered an internal procedural control. It confirms sufficient specimen volume, adequate membrane wicking and correct procedural technique.

Control standards are not supplied with this kit; however, it is recommended that positive and negative controls be tested as a good laboratory practice to confirm the test procedure and to verify proper test performance.

### LIMITATIONS

- The Myoglobin Rapid Test Device (Whole Blood/Serum/Plasma) is for *in vitro* diagnostic use only. This test should be used for the detection of Myoglobin in whole blood, serum or plasma specimens only. Neither the quantitative value nor the rate of increase in Myoglobin can be determined by this qualitative test.
- The Myoglobin Rapid Test Device (Whole Blood/Serum/Plasma) will only indicate the qualitative level of Myoglobin in the specimen and should not be used as the sole criteria for the diagnosis of myocardial infarction.
- The Myoglobin Rapid Test Device (Whole Blood/Serum/Plasma) cannot detect less than 50ng/mL Myoglobin in specimens. A negative result at any time does not preclude the possibility of myocardial infarction.
- As with all diagnostic tests, all results must be interpreted together with other clinical information available to the physician.
- Some specimens containing unusually high titers of heterophile antibodies or rheumatoid factor (RF) may affect expected results. Even if the test results are positive, further clinical evaluation should be considered with other clinical information available to the physician.
- There is a slight possibility that some whole blood specimens with very high viscosity or which have been stored for more than 2 days may not run properly on the test Device. Repeat the test with a serum or plasma specimen from the same patient using a new test Device.

### PERFORMANCE CHARACTERISTICS

#### Sensitivity and Specificity

The Myoglobin Rapid Test Device (Whole Blood/Serum/Plasma) has been evaluated with a leading commercial Myoglobin ELISA test using clinical specimens. The results show that relative to leading ELISA tests, the Myoglobin Rapid Test Device (Whole Blood/Serum/Plasma) shows >99.9% sensitivity and 97.2% specificity for Myoglobin.

Myoglobin Rapid Test vs. ELISA				
Method		ELISA		Total Results
Myoglobin Rapid Test Device (WholeBlood/Serum/Plasma)	Results	Positive	Negative	
	Positive	54	11	65
	Negative	0	379	379
Total Results		54	390	444

Relative sensitivity: 54/54=>99.9% (95%CI\*: 94.6%~100.0%);  
 Relative specificity: 379/390=97.2% (95%CI\*: 95.0%~98.6%);  
 Accuracy: (54+379)/(54+11+379) =97.5 % ( 95%CI\*: 95.6%~98.8%).      \*Confidence Intervals

**Precision**  
**Intra-Assay**  
 Within-run precision has been determined by using 15 replicates of below five specimens: Myoglobin specimen levels at 0 ng/mL, 50 ng/mL, 100 ng/mL, 200 ng/mL and 400 ng/mL. The specimens were correctly identified >99% of the time.

**Inter-Assay**  
 Between-run precision has been determined by 3 independent assays on the same five specimens: 0ng/mL, 50ng/mL, 100ng/mL, 200ng/mL and 400ng/mL of Myoglobin. Three different lots of the Myoglobin Rapid Test Device (Whole Blood/Serum/Plasma) have been tested using these specimens. The specimens were correctly identified >99% of the time.

**Cross-reactivity**  
 The Myoglobin Rapid Test Device (Whole Blood/Serum/Plasma) has been tested by HBsAg,HBsAb,HBeAg,HBeAb,HBcAb,syphilis,anti-HIV,anti-*H.pylori*,MONO,anti-CMV,anti-Rub ella and anti-Toxoplasmosis positive specimens.The results showed no cross-reactivity.

**Interfering Substances**  
 The following potentially interfering substances were added to Myoglobin negative and positive specimens, repectively.

Acetaminophen: 20 mg/dL	Caffeine: 20 mg/dL
Acetylsalicylic Acid: 20 mg/dL	Gentisic Acid: 20 mg/dL
Ascorbic Acid: 20 mg/dL	Albumin: 10,500 mg/dL
Creatin: 200 mg/dL	Hemoglobin: 1,000 mg/dL
Bilirubin: 1,000 mg/dL	Oxalic Acid: 600 mg/dL
Cholesterol: 800 mg/dL	Triglycerides: 1,600 mg/dL

None of the substances at the concentration tested interfered in the assay.

**BIBLIOGRAPHY**

1. Wong SS. Strategic utilization of cardiac markers for diagnosis of acute myocardial infarction. Ann Clin Lab Sci, 26:301-12, 1996.
2. Kagen LJ.Myoglobin methods and diagnostic uses.CRC Crit.Rev. Clin.Lab.Sci., 2:273,1978.
3. Chapelle JP.et al.Serum myoglobin determinations in the assessment of acute myocardial infarction. Eur. Heart Journal, 3:122, 1982.
4. Hamfelt A. et al.Use of biochemical tests for myocardial infarction in the county of Vasternorrland, a clinical chemistry routine for the diagnosis of myocardial infarction. Scand. J. Clin. Lab. Invest. Suppl., 200:20, 1990.

Index of Symbols					
	Consult instructions for use		Contains sufficient for <n> test		Authorized representative in the European Community/European Union
	<i>In vitro</i> diagnostic medical device		Use-by date		Do not reuse
	Store between 2-30°C		Batch code		Catalogue number
	Do not use if package is damaged and consult instructions for use		Manufacturer		Date of manufacture

EC

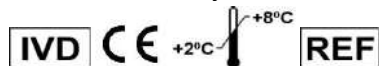
REP

Advena Ltd. Tower Business Centre, 2<sup>nd</sup> Flr.,  
 Tower Street, Swatar, BKR 4013 Malta

Rapid Labs Ltd  
 Unit 2 & 2A Hall Farm Business  
 Centre Church Road Little Bentley Colchester  
 Essex CO7 8SD  
 United Kingdom



# TPHA - 100, 200 & 500 Tests



Cat. No.	Product Description
RL-TPHA100	TPHA 100 Test Kit
RL-TPHA200	TPHA 200 Test Kit
RL-TPHA500	TPHA 500 Test Kit

## INTRODUCTION AND INTENDED USE

Intended for the qualitative detection of *Treponema pallidum* IgG and IgM antibodies to syphilis in human serum or EDTA plasma and to determine the titre level of the samples. The intended use population is patients with a suspected syphilis infection or at elevated risk of syphilis infection who attend STI clinics or other healthcare settings. This assay is not intended for automated use. This assay is not intended for blood screening or as a confirmatory assay on donor samples.

## PRINCIPLE OF THE TEST

Syphilis is caused by the spirochaete *Treponema pallidum*, and is usually acquired by sexual contact, although the disease may be transmitted by transfusion of infected blood. Intrauterine infection also occurs. The infection is a chronic condition that typically progresses through distinct primary, secondary, tertiary, and quaternary stages of infection. These stages produce diverse clinical symptoms, typically producing initial sores known as chancres, then syphilitic rash followed by long periods of dormancy. Untreated infection may eventually result in cardiovascular problems and neurosyphilis.

The organism cannot be routinely cultured in artificial media, and diagnosis of the infection usually depends on the demonstration of antibodies in the blood, which appear soon after initial infection.

TPHA uses preserved avian erythrocytes coated with extracted antigens of *T. pallidum* (Nichols strain). Specific antibodies present in a sample of plasma or serum bind to these antigens when the sample is incubated with the erythrocytes. This causes the erythrocytes to agglutinate, then settle to form a characteristic pattern in the test well. Non-specific reactions are eliminated by the use of absorbents.

## Additional required materials:

Micro-pipettes capable of delivering; 10, 25, 75 & 190µl

## REAGENT PREPARATION

Bring all reagents and samples to room temperature before use.

Kit controls must be run with each assay

Ensure Test and Control Cells are thoroughly re-suspended.

## STORAGE AND SHELF LIFE AFTER OPENING

Test cells and Control Cells must be stored upright position at 2-8°C. Do not freeze. After opening, Test cells, Control cells, Sample diluent and controls are stable for up to 3 months when stored upright at 2-8°C

Do not use after expiration date.

## KIT CONTENTS

Name	Description	100 tests	200 tests	500 tests
Test Cells	Avian erythrocytes coated with antigens of <i>T. pallidum</i>	7.6 mL	2 x 7.6 mL or 1 x 15.2mL	2 x 20 mL or 1 x 40 mL
Control Cells	Avian erythrocytes	7.6 mL	2 x 7.6 mL or 1 x 15.2mL	2 x 20 mL or 1 x 40 mL
Sample Diluent	Saline solution containing absorbents	20 mL	2 x 20mL or 1 x 40mL	2 x 50mL

Positive Control	Human antiserum Titre 1/1280	1 mL	1 mL	1 mL
Negative Control	Normal Rabbit Serum	1 mL	1 mL	1 mL

## WARNINGS AND PRECAUTIONS

- Rapid Biotech's TPHA is for in vitro diagnostic use only. For professional use only
- Test cells, Control cells, Sample Diluent and Controls contain sodium azide (< 0.1% w/v) as a preservative, which can accumulate in lead or copper pipes to form potentially explosive azides. To prevent azide build-up, flush with large volumes of water after disposing of solutions containing azide into the drains.
- Caution: Controls contain material of human or animal origin. All human origin material in the TPHA has been tested and found negative or nonreactive for HBsAG, HIV 1 Ag [or HIV PCR(NAT)], HIV 1/2 antibody, HCV antibody, and HCV PCR (NAT) as required at the time of collection using FDA licensed test kits. No known test methods can offer total assurance that products derived from human origin will not transmit HIV, hepatitis, or other potentially infectious agents. Therefore, the Controls and all specimens should be handled as potentially infectious.
- Reagents contain material of animal origin. Any bovine albumin used in the manufacture of this product is sourced from donor animals that have been inspected and certified by Veterinary Service inspectors to be disease free.
- Do not freeze Test cells, Control cells, Sample Diluent and Controls.
- Test cells and Control cells must be thoroughly re-suspended prior to use. Failure to do so could result in an inadequate dilution and erroneous results.
- Test cell and Control cell erythrocytes should be covered by suspension medium during storage, where this has not been the case then erythrocytes should be re-suspended. Failure to do so could result in clumping in the test well.
- Test cells, Control cells and Sample Diluent from the same lot may be pooled using good laboratory practices.
- Reagents showing visible signs of microbial growth or gross turbidity may indicate degradation and should be discarded according to local rules.
- The effects of microbial contamination in specimens cannot be predicted.
- Do not use Test cells, Control cells, Sample Diluent, or Controls after the expiration date.
- Do not interchange caps between the Positive and Negative Control vials. Controls are differentiated by colour coded caps and the vial label. If caps are inadvertently switched, the Control tubes should be discarded.
- Samples exhibiting gross lipemia, haemolysis or icterus may be compromised and may require alternative testing.
- Deviations from the TPHA Instructions for Use can lead to erroneous results.
- Dispose of leftover reagents in a safe manner, in accordance with local regulations.

## SAMPLE COLLECTION, HANDLING AND STORAGE

TPHA may be used for testing with either human serum or EDTA plasma specimens for up to 7 days after collection. Specimens should be free of particulate matter to prevent interference with the assay result. If erythrocytes or other visible components are present in the specimen, remove by centrifugation to prevent interference with the test results. Store EDTA plasma and serum specimens at 2-8°C up to 7 days. EDTA plasma and serum specimens can be frozen at less than -20°C for up to one month, thawed and mixed thoroughly prior to testing. Specimens may be frozen and thawed up to 5 times.

Allow all specimens to equilibrate to room temperature before use.

## ASSAY PROCEDURE

Each sample requires 3 wells plus 2 additional wells for Positive and Negative Controls.



## 1. Sample Dilution (to 1 in 20)

Add 190µL of sample diluent to the first well.

Add 10µL of sample to the same well.

Mix thoroughly.

**Note: Kit controls are pre-diluted (i.e., diluted 1 in 20)**

## 2. Test

Add 25µL of Positive Control and Negative Control to designated test wells.

Transfer 25µL of diluted sample from step 1 to a test well.

Transfer 25µL of diluted sample from step 1 to a control well.

Re-suspend the Test and Control Cells thoroughly.

Add 75µL of Test Cells to Positive Control and Negative Control wells.

For diluted samples add 75µL of Test Cells to test wells, and 75µL Control Cells to control wells.

**(Final sample or Control dilution is 1 in 80)**

Mix wells thoroughly.

Incubate at 15-30°C on a vibration-free surface for 45 - 60 minutes.

Read the agglutination patterns. Patterns are stable if undisturbed.

## Sample titration assay procedure (optional)

9 wells are needed for each sample from 1 in 80 to 1 in 10240 dilution.

2 additional wells for Positive and Negative Controls (if run at 1 in 80 only)

1 additional well is needed if Controls Cells are run

## 1. Sample Dilution (to 1 in 20)

Add 190µL of sample diluent to the first well.

Add 10µL of sample to the same well.

Mix thoroughly.

**Note: Kit controls are pre-diluted (i.e. diluted 1 in 20)**

## 2. Titration

Leave the second and third wells empty, add 25µL of diluent to well 4 to well 10 in the sequence.

Transfer 25µL from step 1 to the second and third wells.

Transfer 25µL from step 1 to the fourth well and mix, then serially dilute along the well sequence, discard the excess 25µL from the final well.

**Note: Care must be taken to avoid carryover of sample between serial dilution steps**

**Kit Positive Control can be titrated if required**

## 3. Test

Re-suspend the Test Cells and Control Cells thoroughly

Add 75µL of Control Cells to well 2

Add 75µL of Test Cells to wells 3 to 10.

**(Final sample dilution for Test Cells is 1 in 80 – 1 in 10,240)**

Mix wells thoroughly.

Incubate at 15-30°C on a vibration-free surface for 45 - 60 minutes.

Read the agglutination patterns. Patterns are stable if undisturbed.

The titre of the sample is the reciprocal of the final positive sample dilution.

## CONTROL PROCEDURE


The Positive and Negative Controls must be run with each assay. If required, the Kit Positive can be titrated, and the expected end point is 1/640 – 1/2560. Additional QC testing may be performed by the operator by the inclusion of other characterised specimens or reference material.

The Positive Control should produce a positive result and the Negative Control should produce a negative result with the test. If the appropriate results are not obtained with the controls, the assay is considered invalid and all samples within that assay should be retested.

**TPHA Controls are pre-diluted. They should be added directly to the reaction well without being diluted in TPHA Sample Diluent. Test Cells are added directly to the Controls.**



# TPHA - 100, 200 & 500 Tests



## INTERPRETATION OF RESULTS


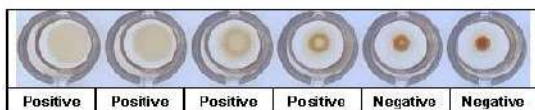
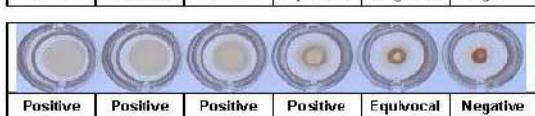

A sample where the Test Cell well is non-reactive should be considered as **negative for *T.pallidum* antibodies**.

Reactivity less than equivocal is considered negative.

A sample where the Test Cell well is reactive or equivocal indicates antibodies to *T.pallidum* resulting from a syphilis infection. The sample should be repeated in duplicate. Where either repeat duplicate result is reactive or equivocal the sample should be considered as **positive for *T.pallidum* antibodies**. Where both duplicate repeat results are non-reactive then the samples are determined as non-reactive. Where a sample is reactive in both Test and Control Cells, if the agglutination is greater in the Test Cells then the sample is considered positive and should be repeated as above.

When running the sample titration procedure, a titre of  $\geq 1/80$  is considered reactive and the sample should be repeated in duplicate.

Reactive results may indicate active, past, or successfully treated syphilis infections. Examples of result interpretation are shown in the figure below.



Test cells	Control cells	Repeat	Absorption	Interpretation
+	+	Y	N	TP positive
+	+	Y	Y	TP positive
+	+	Y	Y	TP positive
+	-	Y	N	TP positive
-	-	N	N	TP negative
-	+	Y	N	TP negative

**Absorption of Non-specific Reactions (only to be performed where a sample has greater or equal agglutination in the Control cells than the Test Cells)**

1. Add 10µL of sample to 190µL of re-suspended Control Cells, mix thoroughly and leave for 30 minutes.

2. Centrifuge to deposit the cells at a minimum of 1500g for 3 minutes.

3. Add 25µL of supernatant from step 2 to each of 2 wells.

4. Ensure Test and Control Cells are re-suspended.

Add 75µL of Test Cells to the first well.

Add 75µL of Control Cells to the second well.

5. Mix wells thoroughly and incubate at 15-30°C on a vibration-free surface for 45 - 60 minutes

6. Read and interpret patterns as above.

**During absorption of Non-Specific reactions, the supernatant is added directly to the reaction well without dilution in Sample Diluent. Performing this step incorrectly may result in false negative results.**

## PERFORMANCE CHARACTERISTICS

### Limit of detection

TPHA has an expected limit of detection of  $\leq 0.1$  IU/mL against the WHO 1st IS for human syphilitic plasma IgG NIBSC code:05/122.

### Reproducibility

Assay reproducibility was assessed using a characterised, mixed titre panel comprising 25 syphilis positive and 5 syphilis negative samples. The panel was tested using multiple lots of TPHA on 5 testing days over a 7 day period, in duplicate, with two separate runs on each testing day.

Reproducibility Study – rate of agreement

Samples	Agreement N=	Total N=	Rate of Agreement	95% CI
Syphilis positive	250	250	100.00%	98.54 – 100%
Syphilis negative	50	50	100.00%	92.89 – 100%
Overall	300	300	100.00%	98.78 – 100%

### Cross reactivity and interference

140 syphilis negative samples containing antibodies to infectious diseases (Rubella, Toxoplasma, Borrelia, EBV, HCV, HBV, HAV, HIV, HTLV, Herpes, Chlamydia), ANA antibodies, Rheumatoid Factor antibodies and samples from pregnant (multiparous) subjects were tested in TPHA. All samples gave the expected negative result.

151 syphilis positive samples containing these antibodies and samples from pregnant (multiparous) subjects were tested in TPHA. All samples gave the expected positive result.

### Prozone

Prozone effects may be seen at very high antibody levels for haemagglutination assays. In studies for TPHA, no negative results were obtained at high levels of TP antibodies up to 100 IU/mL.

### Diagnostic sensitivity

A panel of 205 commercially sourced, well characterised TP positive samples (157 serum and 48 EDTA plasma) were tested using the TPHA in comparison with PK TPHA 500. The true clinical status for the commercially obtained syphilis positive samples was presumed to be that defined by the vendor assay results.

Initial testing for TPHA v PK TPHA 500

Sample	Agreement measure	Agreement N=	Total N=	ROA	95% CI
Serum	PPA	157	157	100.0%	97.68-100.0%
EDTA plasma	PPA	48	48	100.0%	92.60-100.0%
Combined	PPA	205	205	100.0%	98.22-100.0%

Statistical summary against clinical status

Sample	Agreement measure	Agreement N=	Total N=	ROA	95% CI
All samples	Sensitivity	205	205	100.0%	98.22-100.0%

### Diagnostic specificity

A panel of 1248 known TP negative EDTA plasma samples were tested using the TPHA in comparison with PK TPHA 500. Initial reactive samples were retested in duplicate with the relevant method.

Initial testing for TPHA v PK TPHA 500

Sample	Agreement measure	Agreement N=	Total N=	ROA (%)	95% CI (%)
EDTA plasma	NPA	1236	1238	99.84	99.42-99.98

**RAPID BIOTEC™**



Repeat testing for TPHA v PK TPHA 500

Sample	Agreement measure	Agreement N=	Total N=	ROA	95% CI
EDTA plasma	Specificity	1247	1248	99.92	99.55-100.0

Statistical summary by sample type against clinical status — after repeat testing

Sample	Agreement measure	Agreement N=	Total N=	ROA	95% CI
EDTA plasma	NPA	1245	1246	99.92	99.55-100.0

## LIMITATIONS

TPHA may be used for serum and EDTA plasma samples. No interfering substances have been identified however TPHA can cross react with other treponemal infections such as *T.pertenue* and *T.carateum* so positive results should be confirmed by another method.

In early primary syphilis, occasionally, specific antibodies may not be detected.

## REFERENCES

- Rathlev T. - Haemagglutination tests utilizing antigens from pathogenic and apathogenic Treponema pallidum WHO/VDT/RES 1965 ; 77 : 65.
- Tomizawa T, Kasamatsu S. - Haemagglutination tests for diagnosis of syphilis. A preliminary report. Japan. J. Med. Sci. Biol. 19, 305-308, 1966.
- Rathlev T. - Haemagglutination test utilizing pathogenic Treponema pallidum for the serodiagnosis of syphilis. Br J Vener Dis 1967 ; 43 : 181-5
- Tomizawa T, Kasamatsu S, Yamaya S. - Usefulness of the haemagglutination test using Treponema pallidum antigen (TPHA) for the serodiagnosis of syphilis. Jap J Med Sci Biol 1969 ; 22 : 341-50.
- Sequeira P,J,L. Eldridge A,E. - Treponemal Haemagglutination test. Br J Vener Dis 1973 ; 49 : 242-8.
- Larsen S.A., Hambie E.A., et coll., Specificity, sensitivity, and reproducibility among the fluorescent treponemal antibody absorption test, the microhemagglutination assay for Treponema pallidum antibodies, and the hemagglutination treponemal test for syphilis. J. Clin. Microbiol., 1981 ; 14 : 441 – 445.
- Wasley G.D. & Wong H.H.Y. Syphilis Serology Principles and Practice. Oxford Medical Publications 104 – 105

Consult instructions for use	Catalogue number
Store between 2-8°C	Manufacturer
In-vitro diagnostic use	Date of manufacture
Use by	Batch code or lot number



Manufactured By:

Rapid Labs Ltd

Unit 2 & 2A Hall Farm Business

Centre Church Road Little Bentley Colchester Essex

CO7 8SD United Kingdom



**SYNTESYS S.R.L. UNIPERSONALE**

VIA G. GALILEI, 10/3 - 35037 Z.I. SELVE DI TEOLO (PD)  
TEL. +39 049 9903866 R.A. FAX +39 049 9903867  
C.F./P.I./N.REG.IMP. PADOVA 03573950288  
REA PD-320123 - CAP.SOC. 20.700,00€  
E-MAIL [INFO@SYNTESYS.IT](mailto:INFO@SYNTESYS.IT) - WEB [WWW.SYNTESYS.IT](http://WWW.SYNTESYS.IT)  
PEC [POSTA@PEC.SYNTESYS.IT](mailto:POSTA@PEC.SYNTESYS.IT)

## AUTHORIZATION LETTER

We, **Syntesys S.R.L.** having a registered office at Via G. Galilei 10/3, 35037 Selve di Teolo - PD - Italy, assign **Sanmedico SRL** having a registered office at A.Corobceanu str., apt. 9, Chişinău MD-2012, Moldova, as authorized representative.

We declare that the company mentioned above is authorized to register, notify, renew or modify the registration of medical devices on the territory of the Republic of Moldova.

This letter is valid till 31.12.2025

Teolo, 13.09.2024

Rinaldo Ruggero  
CEO and Legal Representative  
SYNTESYS S.R.L.

# Certificate

**CISQ/ICIM S.P.A.** has issued an IQNet recognized certificate that the organization:

## **SYNTESYS S.R.L.**

**Head Office and Operative Unit**

**Via G. Galilei, 10/1-2-3 - Zona Industriale - I-35037 Selve di Teolo (PD)**

**Operative Units**

**Via G. Galilei, 16/1 - Zona Industriale - I-35037 Selve di Teolo (PD)**

**Via San Benedetto, 48/A - Zona Industriale - I-35037 Selve di Teolo (PD)**

**Via G. Galilei, 3 - Zona Industriale - I-35037 Selve di Teolo (PD)**

has implemented and maintains a/an

## **Quality Management System**

for the following scope:

**Trading of products for laboratory analysis. Manufacturing of products for laboratory analysis and sanitary products. Design and production management of sterile swabs for the collection and the preservation of biological samples, also for surgical application, with or without transport medium.**

which fulfils the requirements of the following standard:

## **ISO 9001:2015**

Issued on: **2022-06-05**

First issued on: **2013-06-05**

Expires on: **2025-06-04**

This attestation is directly linked to the IQNet Partner's original certificate and shall not be used as a stand-alone document.

Registration Number: **IT-83562**



**Alex Stoichitoiu**  
President of IQNET



**Mario Romersi**  
President of CISQ



This attestation is directly linked to the IQNET Member's original certificate and shall not be used as a stand-alone document.

### **IQNET Members\*:**

**AENOR** Spain **AFNOR Certification** France **APCER** Portugal **CCC** Cyprus **CISQ** Italy **CQC** China **CQM** China **CQS** Czech Republic  
**Cro Cert** Croatia **DQS Holding GmbH** Germany **EAGLE Certification Group** USA **FCAV** Brazil **FONDONORMA** Venezuela **ICONTEC**  
Colombia **ICS** Bosnia and Herzegovina **Inspecta Sertifointi Oy** Finland **INTECO** Costa Rica **IRAM** Argentina **JQA** Japan **KFQ** Korea  
**LSQA** Uruguay **MIRTEC** Greece **MSZT** Hungary **Nemko AS** Norway **NSAI** Ireland **NYCE-SIGE** México **PCBC** Poland **Quality Austria**  
Austria **SII** Israel **SIQ** Slovenia **SIRIM QAS International** Malaysia **SQS** Switzerland **SRAC** Romania **TSE** Turkey **YUQS** Serbia

\* The list of IQNET Members is valid at the time of issue of this certificate. Updated information is available under [www.iqnet-certification.com](http://www.iqnet-certification.com)



CISQ is a member of



The International Certification Network  
www.iqnet-certification.com

CERTIFICATO N. **6574/3**  
CERTIFICATE No. \_\_\_\_\_

SI CERTIFICA CHE IL SISTEMA DI GESTIONE PER LA QUALITÀ DI  
WE HEREBY CERTIFY THAT THE QUALITY MANAGEMENT SYSTEM OPERATED BY

## SYNTESYS S.R.L.

### Sede e Unità Operativa

Via G. Galilei, 10/1-2-3 - Zona Industriale - 35037 Selve di Teolo (PD) – Italia  
*Commercializzazione di prodotti per analisi di laboratorio. Produzione di prodotti per analisi di laboratorio e articoli sanitari. Progettazione e gestione della produzione di tamponi sterili per la raccolta e la conservazione di campioni biologici, anche in ambito chirurgico, con o senza terreno di trasporto.*

### Unità Operative

Via G. Galilei, 16/1 - Zona Industriale - 35037 Selve di Teolo (PD) – Italia \*  
Via San Benedetto, 48/A - Zona Industriale - 35037 Selve di Teolo (PD) – Italia \*  
Via G. Galilei, 3 - Zona Industriale - 35037 Selve di Teolo (PD) – Italia \*  
\* Magazzino.

È CONFORME ALLA NORMA / IS IN COMPLIANCE WITH THE STANDARD

## UNI EN ISO 9001:2015

Sistema di Gestione per la Qualità / Quality Management System

PER LE SEGUENTI ATTIVITÀ / FOR THE FOLLOWING ACTIVITIES

**EA: 29 - 14**

Commercializzazione di prodotti per analisi di laboratorio. Produzione di prodotti per analisi di laboratorio e articoli sanitari. Progettazione e gestione della produzione di tamponi sterili per la raccolta e la conservazione di campioni biologici, anche in ambito chirurgico, con o senza terreno di trasporto.

*Trading of products for laboratory analysis. Manufacturing of products for laboratory analysis and sanitary products. Design and production management of sterile swabs for the collection and the preservation of biological samples, also for surgical application, with or without transport medium.*

Riferirsi alla documentazione del Sistema di Gestione per la Qualità aziendale per l'applicabilità dei requisiti della norma di riferimento.  
Refer to the documentation of the Quality Management System for details of application to reference standard requirements.

Il presente certificato è soggetto al rispetto del documento ICIM "Regolamento per la certificazione dei sistemi di gestione" e al relativo Schema specifico.  
The use and the validity of this certificate shall satisfy the requirements of the ICIM document "Rules for the certification of company management systems" and specific Scheme.

Per informazioni puntuali e aggiornate circa eventuali variazioni intervenute nello stato della certificazione di cui al presente certificato, si prega di contattare il n° telefonico +39 02 725341 o indirizzo e-mail info@icim.it.

For timely and updated information about any changes in the certification status referred to in this certificate, please contact the number +39 02 725341 or email address info@icim.it.

DATA EMISSIONE  
FIRST ISSUE  
05/06/2013

EMISSIONE CORRENTE  
CURRENT ISSUE  
05/06/2022

DATA DI SCADENZA  
EXPIRING DATE  
04/06/2025

  
Vincenzo Delacqua  
Rappresentante Direzione / Management Representative  
**ICIM S.p.A.**

Piazza Don Enrico Mapelli, 75 – 20099 Sesto San Giovanni (MI)  
www.icim.it



SGQ N° 004 A



www.cisq.com

CISQ è la Federazione Italiana di Organismi di  
Certificazione dei sistemi di gestione aziendale. CISQ  
is the Italian Federation of management system  
Certification Bodies.



# Certificate

**CISQ/ICIM S.P.A.** has issued an IQNet recognized certificate that the organization:

## **SYNTESYS S.R.L.**

**Head Office and Operative Unit**

**Via G. Galilei, 10/1-2-3 - Zona Industriale - I-35037 Selve di Teolo (PD)**

**Operative Units**

**Via G. Galilei, 16/1 - Zona Industriale - I-35037 Selve di Teolo (PD)**

**Via San Benedetto, 48/A - Zona Industriale - I-35037 Selve di Teolo (PD)**

**Via G. Galilei, 3 - Zona Industriale - I-35037 Selve di Teolo (PD)**

has implemented and maintains a/an

## **Quality Management System**

for the following scope:

**Trading of products for laboratory analysis. Manufacturing of products for laboratory analysis and sanitary products. Design and production management of sterile swabs for the collection and the preservation of biological samples, also for surgical application, with or without transport medium.**

which fulfils the requirements of the following standard:

## **ISO 13485:2016**

Issued on: **2022-06-05**

First issued on: **2014-06-21**

Expires on: **2025-06-04**

This attestation is directly linked to the IQNet Partner's original certificate and shall not be used as a stand-alone document.

Registration Number: **IT-93779**



**Alex Stoichitoiu**  
President of IQNET



**Mario Romersi**  
President of CISQ



This attestation is directly linked to the IQNET Member's original certificate and shall not be used as a stand-alone document.

### **IQNET Members\*:**

**AENOR** Spain **AFNOR Certification** France **APCER** Portugal **CCC** Cyprus **CISQ** Italy **CQC** China **CQM** China **CQS** Czech Republic  
**Cro Cert** Croatia **DQS Holding GmbH** Germany **EAGLE Certification Group** USA **FCAV** Brazil **FONDONORMA** Venezuela **ICONTEC**  
Colombia **ICS** Bosnia and Herzegovina **Inspecta Sertifointi Oy** Finland **INTECO** Costa Rica **IRAM** Argentina **JQA** Japan **KFQ** Korea  
**LSQA** Uruguay **MIRTEC** Greece **MSZT** Hungary **Nemko AS** Norway **NSAI** Ireland **NYCE-SIGE** México **PCBC** Poland **Quality Austria**  
Austria **SII** Israel **SIQ** Slovenia **SIRIM QAS International** Malaysia **SQS** Switzerland **SRAC** Romania **TSE** Turkey **YUQS** Serbia

\* The list of IQNET Members is valid at the time of issue of this certificate. Updated information is available under [www.iqnet-certification.com](http://www.iqnet-certification.com)



CISQ is a member of



The International Certification Network  
www.iqnet-certification.com

CERTIFICATO n. **7111/3**  
CERTIFICATE No. \_\_\_\_\_

SI CERTIFICA CHE IL SISTEMA DI GESTIONE PER LA QUALITÀ DI  
WE HEREBY CERTIFY THAT THE QUALITY MANAGEMENT SYSTEM OPERATED BY

## SYNTESYS S.R.L.

### Sede e Unità Operativa

Via G. Galilei, 10/1-2-3 - Zona Industriale - 35037 Selve di Teolo (PD) – Italia  
*Commercializzazione di prodotti per analisi di laboratorio. Produzione di prodotti per analisi di laboratorio e articoli sanitari. Progettazione e gestione della produzione di tamponi sterili per la raccolta e la conservazione di campioni biologici, anche in ambito chirurgico, con o senza terreno di trasporto.*

### Unità Operative

Via G. Galilei, 16/1 - Zona Industriale - 35037 Selve di Teolo (PD) – Italia \*  
Via San Benedetto, 48/A - Zona Industriale - 35037 Selve di Teolo (PD) – Italia \*  
Via G. Galilei, 3 - Zona Industriale - 35037 Selve di Teolo (PD) – Italia \*  
\* Magazzino.

È CONFORME ALLA NORMA / IS IN COMPLIANCE WITH THE STANDARD

## UNI CEI EN ISO 13485:2016

Sistema di Gestione per la Qualità / Quality Management System

PER LE SEGUENTI ATTIVITÀ / FOR THE FOLLOWING ACTIVITIES

Commercializzazione di prodotti per analisi di laboratorio. Produzione di prodotti per analisi di laboratorio e articoli sanitari. Progettazione e gestione della produzione di tamponi sterili per la raccolta e la conservazione di campioni biologici, anche in ambito chirurgico, con o senza terreno di trasporto.

*Trading of products for laboratory analysis. Manufacturing of products for laboratory analysis and sanitary products. Design and production management of sterile swabs for the collection and the preservation of biological samples, also for surgical application, with or without transport medium.*

Riferirsi alla documentazione del Sistema di Gestione per la Qualità aziendale per l'applicabilità dei requisiti della norma di riferimento.  
Refer to the documentation of the Quality Management System for details of application to reference standard requirements.

Il presente certificato è soggetto al rispetto del documento ICIM "Regolamento per la certificazione dei sistemi di gestione" e al relativo Schema specifico.  
The use and the validity of this certificate shall satisfy the requirements of the ICIM document "Rules for the certification of company management systems" and Specific Scheme.

Per informazioni puntuali e aggiornate circa eventuali variazioni intervenute nello stato della certificazione di cui al presente certificato, si prega di contattare il n° telefonico +39 02 725341 o indirizzo e-mail info@icim.it.

For timely and updated information about any changes in the certification status referred to in this certificate, please contact the number +39 02 725341 or email address info@icim.it.

DATA EMISSIONE  
FIRST ISSUE  
21/06/2014

EMISSIONE CORRENTE  
CURRENT ISSUE  
05/06/2022

DATA DI SCADENZA  
EXPIRING DATE  
04/06/2025

  
Vincenzo Delacqua  
Rappresentante Direzione / Management Representative  
ICIM S.p.A.  
Piazza Don Enrico Mapelli, 75 – 20099 Sesto San Giovanni (MI)  
www.icim.it



SGQ N° 004 A



www.cisq.com

CISQ è la Federazione Italiana di Organismi di  
Certificazione dei sistemi di gestione aziendale. CISQ  
is the Italian Federation of management system  
Certification Bodies.



**DICHIARAZIONE DI CONFORMITA'**  
*Conformity declaration*



**Il sottoscritto, Rinaldo Ruggero legale rappresentante della ditta:**  
*The undersigned, Rinaldo Ruggero legal representative of the company:*

produttore/manufacturer

**SYNTESYS S.r.l.**

indirizzo/address

**Via G. Galilei, 10/3 35037 Zona Industriale SELVE DI TEOLO (PADOVA) ITALY**

**O rappresentante il mandatario autorizzato entro la Unione Europea**  
*or representing the authorized mandatary within the European Community*

Mandatario autorizzato/authorized mandatary

indirizzo/address

Dichiara sotto la propria responsabilità che il prodotto/*declares under his own responsibility that the product:*

Denominazione/Description	<b>Anse sterili in polistirolo 10 µl in sacchetti da 20 pz. / Sterile polystyrene inoculating loops 10 µl (bags 20 pcs)</b>		
Lotto/Lot	<b>401B01</b>	Data di scadenza/Expire date	<b>12.2028</b>
Codice/Code	<b>318288</b>		
Materiale/Material	<b>Polistirolo/ Polystyrene</b>		
Confezione/Pack	<b>8000 pezzi/8000 pcs.</b>		

È conforme alle disposizioni della direttiva 98/79/CE, concernente i dispositivi medici diagnostici in vitro e recepito in Italia con D.L. del 08/09/2000 n° 332 e smi allegato 1 (requisiti essenziali) ed è fabbricato in accordo ai requisiti di cui all'Allegato III della sopra citata direttiva./ *It meets the provisions of the Council Directive 98/79 EEC about in vitro-diagnostic-devices and following amendments and meets the specifications established by the Italian law n. 332, dated 8th September 2000. The device was made according to the specifications of the III attached of the above-mentioned directive.*

Dichiara inoltre che la documentazione tecnica di supporto alla presente dichiarazione di conformità è conservata presso gli uffici dell'azienda e sarà posta alla disposizione di chi la richiede/ *declares that all technical documents attached to this conformity statement are filed in our company and can be consulted by any authorized body on demand.*

Teolo (PD), 22.02.2024

**SYNTESYS S.R.L.**  
 UNIPERSONALE  
 Il Legale Rappresentante  
 Rinaldo Ruggero



## DICHIARAZIONE DI CONFORMITA' UE EU DECLARATION OF CONFORMITY

conforme all'Allegato IV del Regolamento (UE) 2017/746 "Dispositivi medico-diagnostici in vitro"  
according to Annex IV of the Regulation (EU) 2017/746 "In vitro diagnostic medical devices"

fabbricante **ROLL S.R.L.**  
manufacturer **articoli per laboratori analisi - disposable labware**  
N° registrazione unico **IT-MF-000021270**  
SRN  
indirizzo **Via Leonardo da Vinci, 24/A**  
address **35028 PIOVE DI SACCO (PD) - ITALIA**  
telefono **+39-0499719511** fax **+39-0499719543** posta elettronica **roll@tecnomeus.it**  
phone **+39-0499719511** fax **+39-0499719543** e-mail **roll@tecnomeus.it**

Identificazione dei prodotti **PROVETTE PST 16X100 MM 10 ML CONICHE CON BORDO**

Product identification **PS CONICAL TEST TUBES 16X100 MM 10 ML WITH RIM**

Destinazione d'uso **CAMPIONAMENTO DI LIQUIDI BIOLOGICI**  
Intended use **SAMPLING OF BIOLOGIC LIQUIDS**

BASIC UDI-DI **805938689TTUBEVZ**

CND **W050301020102**

numero di catalogo **18304** numero di lotto **32641** scadenza **31/05/2028**  
part number **18304** batch number **32641** expiry date **31/05/2028**

classificazione dei prodotti **dispositivi non sterili rientranti nella classe A del regolamento 2017/746, conforme alla regola 5**  
product identification **non sterile devices included in the class A regulation (EU) 2017/746, according to rule 5**

### Si dichiara

sotto la propria esclusiva responsabilità che tutti i dispositivi sopraelencati rispettano le disposizioni applicabili dal regolamento 2017/746 Dispositivi Medico-Diagnostici In Vitro.

La documentazione tecnica richiesta dal suddetto regolamento e quella comprovante il rispetto dei Requisiti generali di sicurezza e prestazione di cui all'Allegato I del Regolamento, sono conservati a cura del Fabbricante

### Hereby we declare

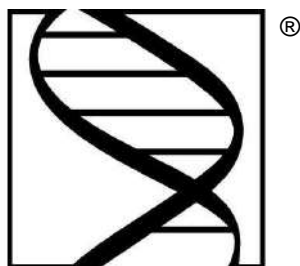
Under our sole responsibility that the above mentioned devices meet the applicable provisions of the Regulation (EU) 2017/746 on "In vitro diagnostic medical devices"

The technical documentation, as required by Regulation (EU) 2017/746 and documents in order to prove conformity to general safety and performance requirements as listed in Annex I, are retained under the premises of the Manufacturer

luogo e data **PIOVE DI SACCO, 01/07/2023**  
place and date **PIOVE DI SACCO, 01/07/2023**

firma **ROLL S.R.L.**  
signature **Quality Assurance**  
**Giovanni Chiarin**

*Giovanni Chiarin*



SYNTESYS



Cert. N.7111/2



Cert. N.6574/2



**SYNTESYS S.R.L. UNIPERSONALE**

VIA G. GALILEI, 10/3 - 35037 Z.I. SELVE DI TEOLO (PD)  
TEL. +39 049 9903866 R.A. FAX +39 049 9903867  
C.F./P.I./N.REG.IMP. PADOVA 03573950288  
REA PD-320123 - CAP.SOC. 20.700,00€  
E-MAIL [INFO@SYNTESYS.IT](mailto:INFO@SYNTESYS.IT) - WEB [WWW.SYNTESYS.IT](http://WWW.SYNTESYS.IT)  
PEC [POSTA@PEC.SYNTESYS.IT](mailto:POSTA@PEC.SYNTESYS.IT)

**DICHIARAZIONE DI CONFORMITA'**

*Conformity declaration*



Il sottoscritto, Rinaldo Ruggero legale rappresentante della ditta:  
*The undersigned, Rinaldo Ruggero legal representative of the company:*

*produttore/manufacturer*

SYNTESYS S.r.l.

*indirizzo/address*

Via G. Galilei, 10/3 35037 Zona Industriale SELVE DI TEOLO (PADOVA) ITALY

O rappresentante il mandatario autorizzato entro la Unione Europea  
*or representing the authorized mandatary within the European Community*

*Mandatario autorizzato/authorized mandatary*

*indirizzo/address*

Dichiara sotto la propria responsabilità che il prodotto/*declares under his own responsibility that the product:*

Denominazione/Description	<b>Microprovette tipo Eppendorf in polipr. coniche graduate 1,5 ml c/tappo /Polypropylene microtubes Eppendorf type conical graduated with cap vol. 1,5 ml</b>	
Lotto/Lot	<b>21184378</b>	Data di scadenza/expiry date <b>06.2026</b>
Codice/Code	<b>318766</b>	
Materiale/Material	<b>Polipropilene/ Polypropylene</b>	
Confezione/Pack	<b>10.000 pezzi/10.000 pcs.</b>	

È conforme alle disposizioni della direttiva 98/79/CE concernente i dispositivi medici diagnostici in vitro e recepito in Italia con D.L. del 08/09/2000 n° 332 allegato 1 (requisiti essenziali) ed è fabbricato in accordo ai requisiti di cui all'Allegato III della sopra citata direttiva / *It meets the CE Directive 98/79 CE about in vitro diagnostic device specifications established by the Italian law n. 332, dated 8<sup>th</sup> September 2000. The device is made according to the specifications of the III attached of the above-mentioned directive.*

Dichiara inoltre che la documentazione tecnica di supporto alla presente dichiarazione di conformità è conservata presso gli uffici dell'azienda e sarà posta alla disposizione di chi la richiede/ *declares that all technical documents attached to this conformity statement are filed in our company and can be consulted by any authorized body on demand.*

Data 09.09.2021

SYNTESYS S.R.L.  
UNIPERSONALE  
Il Legale Rappresentante  
Rinaldo Ruggero



02

ITA Provette, tappi e sistemi per la VES  
EN Tubes, stoppers and ESR systems



POLISTIROLO / POLYSTYRENE

- 318304** 16X100 MM 10 ML POLISTIROLO - provetta conica graduata  
*16X100 MM 10 ML POLISTYRENE - conical test tube graduated*
- 318310** 16X105 MM 10 ML POLISTIROLO - provetta conica graduata  
*16X105 MM 10 ML POLISTYRENE - conical test tube graduated*

Conf. / Case

2.000 pz/pcs

2.000 pz/pcs



POLISTIROLO / POLYSTYRENE

- 318037** 25X95 MM 25 ML POLISTIROLO - provetta cilindrica graduata  
*25X95 MM 25 ML POLISTYRENE - cylindrical test tube graduated*

1.000 pz/pcs



## MICROPROVETTE MICROTUBES



- 318167** Microprovetta conica polip. tipo EPPENDORF 1,5 ml senza tappo  
*Polypropylene conical microtube EPPENDORF type vol. 1,5 ml without cap*
- 318166** Microprovetta conica polip. tipo EPPENDORF 1,5 ml con tappo  
*Polypropylene conical microtube EPPENDORF type with cap vol. 1,5 ml*

Conf. / Case

10.000 pz/pcs

10.000 pz/pcs



- 318766** Microprovetta conica polip. graduata tipo EPPENDORF 1,5 ml con tappo  
*Polypropylene conical microtube graduated EPPENDORF type with cap vol. 1,5 ml*
- 318330** Microprovetta conica polip. graduata tipo EPPENDORF 1,5 ml con tappo "SAFE-LOCK"  
*Polypropylene conical microtube graduated EPPENDORF type with cap vol. 1,5 ml "SAFE-LOCK"*

10.000 pz/pcs

10.000 pz/pcs



- 381645** Microprovetta conica polip. tipo EPPENDORF 0,5 ml con tappo  
*Polypropylene conical microtube EPPENDORF type 0,5 ml with cap*

14.000 pz/pcs



08

ITA Microbiologia e batteriologia  
EN Microbiology and bacteriology

## ANSE PER INOCULAZIONE INOCULATION LOOPS



**318286** Anse calibrate in polistirolo da 1 µl sterili in sacchetti da 20 pz  
*Sterile polystyrene inoculating loops 1 µl (bags 20 pcs)*

Conf. / Case

8.000 pz/pcs

**318288** Anse calibrate in polistirolo da 10 µl sterili in sacchetti da 20 pz  
*Sterile polystyrene inoculating loops 10 µl (bags 20 pcs)*

8.000 pz/pcs

## ASTE A "L" OPEN "L" SHAPED SPREADER



**318290** Aste a "L" angolo 100° sterili in confezione singola  
*Sterile polystyrene open "L" shaped spreader individually wrapped*

1.000 pz/pcs

**318289** Aste a "L" angolo 100° sterili in confezione da 5 pezzi  
*Sterile polystyrene open "L" shaped spreader in packs of 5pcs*

1.000 pz/pcs