



SV600/650/800/850 Ventilator

Service Manual

Intellectual Property Statement

SHENZHEN MINDRAY BIO-MEDICAL ELECTRONICS CO., LTD. (hereinafter called Mindray) owns the intellectual property rights to this product and this manual. This manual may refer to information protected by copyrights or patents and does not convey any license under the patent rights of Mindray, nor the rights of others. Mindray does not assume any liability arising out of any infringements of patents or other rights of third parties.

Mindray intends to maintain the contents of this manual as confidential information. Disclosure of the information in this manual in any manner whatsoever without the written permission of Mindray is strictly forbidden. Release, amendment, reproduction, distribution, rent, adaption and translation of this manual in any manner whatsoever without the written permission of Mindray is strictly forbidden.

  and **MINDRAY** are the registered trademarks or trademarks owned by Mindray in China and other countries. All other trademarks that appear in this manual are used only for editorial purposes without the intention of improperly using them. They are the property of their respective owners.

Contents of this manual are subject to changes without prior notice.

Revision History

This manual has a revision number. This revision number changes whenever the manual is updated due to software or technical specification change. Contents of this manual are subject to change without prior notice. Revision 1.0 is the initial release of the document.

- Revision number: 4.0
- Release time: 2019-12

© Copyright 2017-2019 Shenzhen Mindray Bio-Medical Electronics Co., Ltd. All rights reserved.

7.1.1 One-year Replaceable Parts

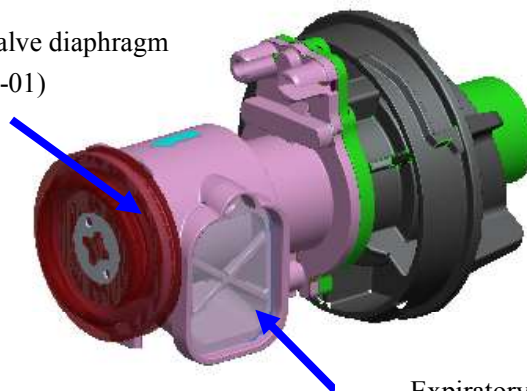
One-year service list (115-049765-00) and tools:

S/N	P/N	Description	Qty	Tool
1	049-000778-01	Expiratory valve diaphragm	1	N/A
2	045-001333-01	HEPA filter	1	N/A
3	045-001298-01	Air inlet dust screen	1	N/A
4	048-007169-00	Inlet labyrinth sponge	1	N/A
5	048-006954-00	Blower dust proof cotton	1	N/A
6	082-000753-00	Filter, filter element (5um) (spare parts for repairing)	1	N/A
7	082-001240-00	Filter element F92G-KIT 5um	1	Phillips screwdriver
8	048-006955-00	filter cotton(VT70)	1	N/A

7.1.1.1 Parts Replacement

- (1) Replace the expiratory valve diaphragm (049-000778-01) every 12 months as required. As indicated by the expiratory valve handwheel silkscreen on the front panel of the ventilator, rotate the expiratory valve handwheel counter clockwise to the limit position and then take out the expiratory valve horizontally as shown below. Remove the expiratory valve diaphragm at the tail with hand and replace with a new service part. Do not damage the diaphragm during replacement. Note that the diaphragm is evenly snapped in the ring recess of the expiratory valve plastic part. When maintaining the expiratory valve diaphragm, check whether the expiratory check valve is fall off or gets dirty. If the check valve gets dirty, clean the valve. If the valve fall off, re-install the valve.

Expiratory valve diaphragm
(049-000778-01)



Expiratory check valve

- (2) Replace the HEPA filter (045-001333-01) every 12 months as required. Open the right cover panel of the blower box. Depress and grab the snap at the top of HEPA filter and pull it out horizontally. When installing, push in the HEPA filter to the right position and make sure it is installed in place.