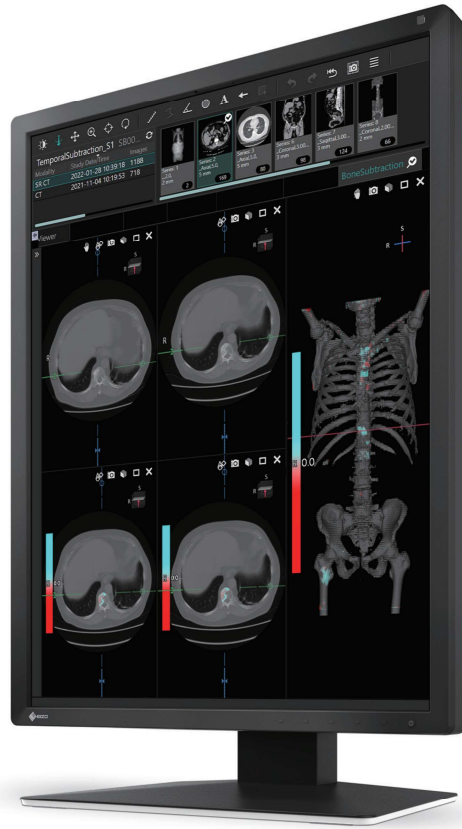




21.3" Color LCD Monitor

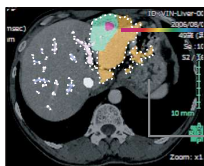
RadiForce[®] MX217



21.3-inch 2 megapixel resolution cost-performance monitor with DICOM[®] Part 14 calibration for viewing medical images.

Hybrid Display of Monochrome and Color

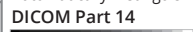
The Hybrid Gamma PXL function automatically distinguishes between monochrome and color images pixel by pixel, creating a hybrid display where each pixel has optimum grayscale. As a result, monochrome images such as CT, MRI and X-ray are displayed in the ideal grayscale that corresponds to DICOM Part 14, while color images such as 3D rendering, nuclear medicine, ultrasound and endoscopy are faithfully reproduced corresponding to Gamma 2.2. This helps improve efficiency of viewing both monochrome and color images by displaying them together on the one screen.



Automatically Distinguish & Display as Color Gamma 2.2



Automatically Distinguish & Display as Monochrome DICOM Part 14



Manage Effortless Calibration

With the RadiCS LE software (included) and Integrated Front Sensor (IFS) built into the front bezel, you can easily calibrate to DICOM Part 14 without having to mount, run, and remove an external sensor.

Simple calibration using the monitor backlight sensor is also supported.



RadiForce MX217

Achieve Clarity True to the Source Data

A medical monitor needs to be capable of high brightness in order to meet performance standards. However, in order to achieve high brightness in an LCD panel, the pixel aperture ratio has to be increased. This causes a typically unavoidable decline in sharpness. With EIZO's unique Sharpness Recovery technology, the decrease in sharpness (MTF) is restored. This allows you to display an image safely on the monitor that is true to the original source data, even at high brightness levels.

Make the Precise Diagnosis

EIZO carefully measures and sets each grayscale tone to create a monitor compliant with DICOM Part 14. Furthermore, at startup or upon wakeup, the EIZO patented drift correction function quickly stabilizes the brightness level and compensates the brightness fluctuations caused by the ambient temperature and the passage of time, allowing medical images to be faithfully reproduced with stable brightness and grayscale.

Rotate the Monitor According to the Image

After installing the included RadiCS LE quality control software, you can link the Image Rotation Plus function with the monitor's built-in gravity sensor. This enables the screen to automatically switch to either portrait or landscape mode based on the orientation of the monitor.

Hassle-Free Multi-Monitor Configuration

Using the DisplayPort™ connection, you can drive several monitors in a daisy chain sequence. This allows you to configure a multi-monitor setup without the complicated hassle of excessive cabling.

A graphics board that supports daisy chain is necessary.

Conserve to Preserve

EIZO is committed carrying out responsible manufacturing practices to maintain high product quality, while keeping the environment in mind. The MX217 is made of approximately 18% recycled plastic. This mitigates on the amount of plastic waste going into the environment, conserves resources, and promotes reuse of materials for preserving the natural ecosystems.

Cushioning Environmental Impact

EIZO monitors are moving away from using plastic and styrofoam in the packaging to reduce environmental impact. The MX217 is safely packed using molded pulp, which is made from recycled cardboard and newspaper, and cables are wrapped in environmentally friendly pulp sheet instead of plastic bags.

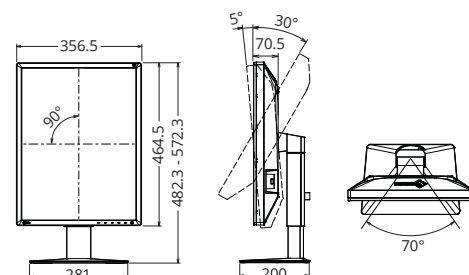


Specifications

Model Variations		MX217-BK: with stand, black
Panel	Type	Color (IPS)
	Backlight	LED
	Size	21.3" (54.0 cm)
	Native Resolution	1200 x 1600 (3:4 aspect ratio)
	Viewable Image Size (H x V)	324.0 x 432.0 mm
	Pixel Pitch (H x V)	0.270 x 0.270 mm
	Display Colors	10-bit (DisplayPort): 1.07 billion from a palette of 543 billion (13-bit) colors 8-bit: 16.77 million from a palette of 543 billion (13-bit) colors
	Viewing Angles (H / V, typical)	178° / 178°
	Brightness (typical)	500 cd/m ²
	Contrast Ratio (typical)	1800:1
Response Time (typical)	20 ms (black-white-black)	
Video Signals	Input Terminals	DisplayPort, DVI-D
	Output Terminals	DisplayPort (daisy chain)
	Digital Scanning Frequency (H / V)	31 - 100 kHz / 59 - 61 Hz
USB	Upstream	USB 2.0: Type-B
	Downstream	USB 2.0: Type-A x 2
Power	Power Input	AC 100 - 240 V: 50 / 60 Hz
	Typical Power Consumption	23 W
	Maximum Power Consumption	54 W
	Power Save Mode	0.6 W or less
Sensor		Backlight Sensor, Integrated Front Sensor, Ambient Light Sensor
Features & Functions	Brightness Stabilization	Yes
	Digital Uniformity Equalizer	Yes
	Hybrid Gamma PXL	Yes
	Work-and-Flow	Point-and-Focus
	Preset Modes	CAL Switch (DICOM, CAL1, CAL2, Custom, sRGB, Text)
	OSD Languages	English, German, French, Italian, Japanese, Simplified Chinese, Spanish, Swedish, Traditional Chinese
Physical Specifications	Net Weight	7.2 kg
	Net Weight (Without Stand)	4.3 kg
	Hole Spacing (VESA Standard)	100 x 100 mm
Certifications & Standards (Please contact EIZO for the latest information)		CB, CE / UKCA (Medical Device), ANSI/AAMI ES60601-1, CAN/CSA-C22.2 No. 60601-1, IEC/EN60601-1, VCCI-B, FCC-B, CAN ICES-3 (B), RCM, RoHS, China RoHS, WEEE, CCC
FDA		510(k) Clearance for General Radiography*
Dedicated Software	Monitor Quality Control Software RadiCS	Supported
Supplied Accessories (May vary by country. Please contact EIZO for details.)	Signal Cables	DisplayPort (3 m)
	Others	AC power cord (3 m), USB Type-A - USB Type-B cable (3 m), Utility Disk (RadiCS LE, PDF instructions for use, PDF installation manual), instructions for use
Warranty		5 Years

* Display of mammography images for diagnosis is not supported.

Dimensions (Unit: mm)



EIZO Corporation

153 Shimokashiwano, Hakusan, Ishikawa 924-8566 Japan
Phone +81-76-277-6794, Fax +81-76-277-6793

<https://www.eizoglobal.com>

EIZO, the EIZO Logo, RadiForce and RadiCS are registered trademarks of EIZO Corporation in Japan and other countries. DisplayPort, the DisplayPort Compliance Logo and VESA are trademarks of the Video Electronics Standards Association in the United States and other countries. DICOM is the registered trademark of the National Electrical Manufacturers Association for its standards publications relating to digital communications of medical information. All other company names, product names, and logos are trademarks or registered trademarks of their respective owners. Specifications are subject to change without notice.