



浙江东方基因生物制品股份有限公司  
Zhejiang Orient Gene Biotech Co., LTD



CE-DOC-OG039  
Version 2.0

# EC Declaration of Conformity

In accordance with Directive 98/79/EC

**Legal Manufacturer:** *Zhejiang Orient Gene Biotech Co., Ltd*

**Legal Manufacturer Address:** *3787#, East Yangguang Avenue, Dipu Street,  
Anji 313300, Huzhou, Zhejiang, China*

Declares, that the products  
Product Name and Model(s)

H. pylori Ag Rapid Test Strip (Feces)	GCHP-601a
H. pylori Ag Rapid Test Cassette (Feces)	GCHP-602a

**Classification:** *Other*  
**Conformity assessment route:** *Annex III (EC DECLARATION OF CONFORMITY)*

We, the Manufacturer, herewith declare with sole responsibility that our product/s mentioned above meet/s the provisions of the Directive 98/79/EC of the European Parliament and of the Council on In-Vitro Diagnostic Medical Devices.

We hereby explicitly appoint

**EC Representative's Name:** CMC Medical Devices & Drugs S.L

**EC Representative's Address:** C/Horacio Lengo N° 18, CP 29006, Málaga, Spain

to act as our European Authorized Representative as defined in the aforementioned Directive.

I, the undersigned, hereby declare that the medical devices specified above conform with the directive 98/79/EC on in vitro diagnostic medical devices and pertinent essential requirements

Date Signed: May 20, 2022

Name of authorized signatory: Joyce Pang  
Position held in the company: Vice-President

ZERTIFIKAT ◆ CERTIFICATE ◆ CERTIFICADO ◆ CERTIFICAT ◆ 認證書 ◆



Product Service

# Certificate

No. Q5 092305 0001 Rev. 00

**Holder of Certificate:** **Zhejiang Orient Gene Biotech Co., Ltd.**  
3787#, East Yangguang Avenue, Dipu Street Anji  
313300 Huzhou, Zhejiang  
PEOPLE'S REPUBLIC OF CHINA

**Certification Mark:**



**Scope of Certificate:** Design and Development, Production and Distribution of In Vitro Diagnostic Reagents for Cardiac Diseases, Infectious Diseases, Oncology and for Biochemistry as well as Rapid Tests for Fertility, Rapid Tests for Drugs of Abuse, Chlamydia Trachomatis Antigen, Toxoplasma gondii(Toxo) IgG/IgM, Toxoplasma gondii(Toxo) IgG, Toxoplasma gondii(Toxo) IgM, Digital Pregnancy Tests for Self-testing, and Distribution of Urine Analyzer as well

The Certification Body of TÜV SÜD Product Service GmbH certifies that the company mentioned above has established and is maintaining a quality management system, which meets the requirements of the listed standard(s). All applicable requirements of the testing and certification regulation of TÜV SÜD Group have to be complied with. For details and certificate validity see: [www.tuvsud.com/ps-cert?q=cert:Q5\\_092305\\_0001\\_Rev\\_00](http://www.tuvsud.com/ps-cert?q=cert:Q5_092305_0001_Rev_00)

**Report No.:** SH2098801

**Valid from:** 2021-03-17

**Valid until:** 2024-03-16

**Date,** 2021-03-03

Christoph Dicks  
Head of Certification/Notified Body



ZERTIFIKAT ◆ CERTIFICATE ◆ CERTIFICADO ◆ CERTIFIKAT ◆ 認證證書 ◆ CERTIFICATE ◆ CERTIFICADO ◆ CERTIFIKAT ◆ CERTIFICATE ◆ CERTIFICADO ◆ CERTIFIKAT ◆ 認證證書 ◆ CERTIFICATE ◆ CERTIFICADO ◆ CERTIFIKAT



Product Service

# Certificate

No. Q5 092305 0001 Rev. 00

**Applied Standard(s):** EN ISO 13485:2016  
Medical devices - Quality management systems -  
Requirements for regulatory purposes  
(ISO 13485:2016)  
DIN EN ISO 13485:2016

**Facility(ies):** Zhejiang Orient Gene Biotech Co., Ltd.  
3787#, East Yangguang Avenue, Dipu Street Anji, 313300  
Huzhou, Zhejiang, PEOPLE'S REPUBLIC OF CHINA

See Scope of Certificate





Product Service

# Certificate

No. Q5 092305 0001 Rev. 02

**Holder of Certificate:** **Zhejiang Orient Gene Biotech Co., Ltd.**  
 3787#, East Yangguang Avenue, Dipu Street Anji  
 313300 Huzhou, Zhejiang  
 PEOPLE'S REPUBLIC OF CHINA

**Certification Mark:**



**Scope of Certificate:** **Design and Development, Production and Distribution of In Vitro Diagnostic Reagent and Instrument for the Detection of Drugs of Abuse, Fertility, Infectious Diseases, Oncology, Biochemistry, Cardiac Diseases, Allergic Disease based on Rapid Test, PCR and Liquid Biochip Method.**

The Certification Body of TÜV SÜD Product Service GmbH certifies that the company mentioned above has established and is maintaining a quality management system, which meets the requirements of the listed standard(s). All applicable requirements of the testing and certification regulation of TÜV SÜD Group have to be complied with. For details and certificate validity see: [www.tuvsud.com/ps-cert?q=cert:Q5 092305 0001 Rev. 02](http://www.tuvsud.com/ps-cert?q=cert:Q5 092305 0001 Rev. 02)

**Report No.:** SH2398804

**Valid from:** 2024-03-17  
**Valid until:** 2027-03-16

**Date,** 2024-03-01

Christoph Dicks  
 Head of Certification/Notified Body







# H. pylori Ag Rapid Test Cassette (Feces)



## INTENDED USE

H. pylori Ag Rapid Test Cassette (Feces) is a sandwich lateral flow chromatographic immunoassay for the qualitative detection of H. Pylori antigen in feces. It is for professional *in vitro* diagnostic use only.

## INTRODUCTION

H. Pylori is associated with a variety of gastrointestinal diseases including non-ulcer dyspepsia, duodenal and gastric ulcer and active, chronic gastritis.<sup>1,2</sup> The prevalence of H. pylori infection could exceed 90% in patients with signs and symptoms of gastrointestinal diseases. Recent studies indicate an association of H. Pylori infection with stomach cancer.<sup>3</sup> H. Pylori colonizing in the gastrointestinal system elicits specific antibody responses<sup>4,5,6</sup> which aids in the diagnosis of H. Pylori infection and in monitoring the prognosis of the treatment of H. Pylori related diseases. Antibiotics in combination with bismuth compounds have been shown to be effective in treating active H. Pylori infection. Successful eradication of H. pylori is associated with clinical improvement in patients with gastrointestinal diseases providing a further evidence.<sup>7</sup>

## PRINCIPLE

H. pylori Ag Rapid Test Cassette (Feces) is a lateral flow chromatographic immunoassay based on the principle of the double antibody-sandwich technique. The test cassette consists of: 1) a burgundy colored conjugate pad containing H. Pylori antibodies conjugated with color particles (H. Pylori conjugates). 2) a nitrocellulose membrane strip containing a test band (T band) and a control band (C band). The T band is pre-coated with non-conjugated H. Pylori antibodies.

When an adequate volume of test specimen is dispensed into the sample well of the cassette, the specimen migrates by capillary action across the cassette. The antigen of H. Pylori if present in the specimen will bind to the H. Pylori antibodies conjugates. The immunocomplex is then captured on the membrane by the pre-coated H. Pylori antibodies, forming a burgundy colored T band, indicating a H. Pylori antigen positive test result. To serve as a procedural control, a colored line will always appear in the control line region indicating that proper volume of specimen has been added and membrane wicking has occurred. Otherwise, the test result is invalid and the specimen must be retested with another device.

## PRODUCT CONTENTS

H. pylori Ag Rapid Test Cassette (Feces) containing anti- H.pylori antibodies particles and anti-H.pylori antibodies coated on the membrane.

## MATERIALS SUPPLIED

- 20 Sealed pouches each containing a test cassette and a desiccant
- 20 Specimen collection tubes with extraction buffer, 2.0 mL
- 1 Package insert

## MATERIAL REQUIRED BUT NOT PROVIDED

- 1. Clock or timer
- 2. Specimen collection containers.

## STORAGE AND STABILITY

All reagents are ready to use as supplied. Store unused test device unopened at 2°C-30°C. If stored at 2°C-8°C, ensure that the test device is brought to room temperature before opening. The test is not stable out of the expiration date printed on the sealed pouch. Do not freeze the kit or expose the kit over 30°C.

## WARNINGS AND PRECAUTIONS

- 1. For professional *in vitro* diagnostic use only.
- 2. Do not use it if the tube/pouch is damaged or broken.
- 3. Test is for single use only. Do not re-use under any circumstances.
- 4. Handle all specimens as if they contain infectious agents. Observe established standard procedure for proper disposal of specimens
- 5. Wear protective clothing such as laboratory coats, disposable gloves and eye protection when specimens are assay.
- 6. Humidity and temperature can adversely affect results

## SPECIMEN COLLECTION

Collect sufficient quantity of feces (1-2 mL or 1-2 g) in a clean, dry specimen collection container to obtain maximum antigens (if present). Best results will be obtained if the assay is performed within 6 hours after collection. Specimen collected may be stored for 3 days at 2-8°C if not tested within 6 hours. For long term storage, specimens should be kept below -20°C.

To process fecal specimens:

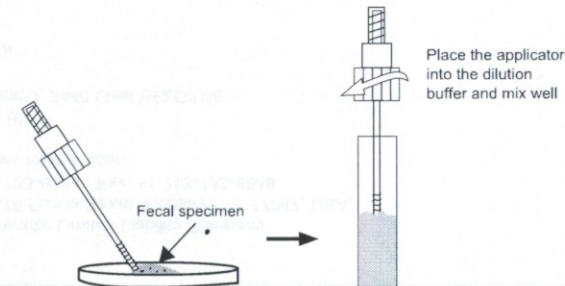
• For Solid Specimens:

Unscrew the cap of the specimen collection tube, then randomly stab the specimen collection applicator into the fecal specimen in at least 3 different sites to collect approximately 50 mg of feces (equivalent to 1/4 of a pea). Do not scoop the fecal specimen.

• For Liquid Specimens:

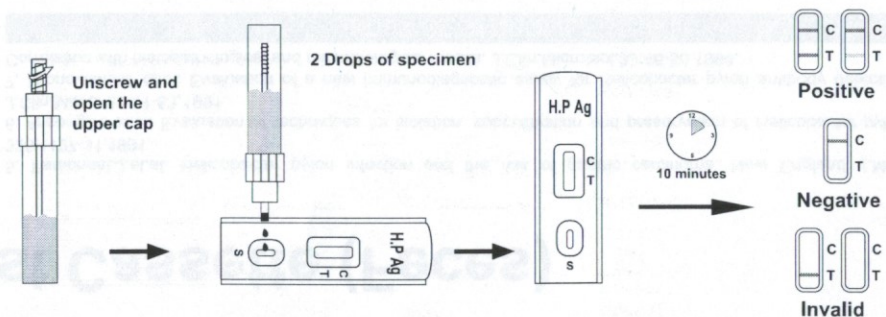
Hold the dropper vertically, aspirate fecal specimens, and then transfer 2 drops (approximately 80 µL) into the specimen collection tube containing the dilution buffer.

Screw on and tighten the cap onto the specimen collection tube, then shake the specimen collection tube vigorously to mix the specimen and the dilution buffer. Leave the tube alone for 2 minutes.



## TEST PROCEDURE

1. Remove the test cassette from its foil pouch by tearing along the notch and use it as soon as possible.
2. Specimen collection. See also specimen collection.
3. Hold the specimen collection tube upright and then unscrew and open the upper cap.
4. Squeeze 2 drops (~80 µL) of the sample solution in the sample well of the cassette, as in the illustration.
5. Read the test results in 10 minutes. It is important that the background is clear before the result is read. Do not read results after 15 minutes. To avoid confusion, discard the test cassette after interpreting the result.



# H. pylori Ag Rapid Test Cassette (Feces)

## INTERPRETATION OF RESULTS

Positive: Two lines appear. One colored line should be in the control line region (C) and another apparent colored line should be in the test line region (T).

Negative: One colored line appears in the control line region (C). No line appears in the test line region (T).

Invalid: Control line fails to appear.

## QUALITY CONTROL

A procedural control is included in the test. A colored line appearing in the control line region (C) is an internal procedural control. It confirms sufficient specimen volume, adequate membrane wicking and correct procedural technique.

Control standards are not supplied with this kit; however, it is recommended that positive and negative controls be tested as a good laboratory practice to confirm the test procedure and to verify proper test performance.

## LIMITATIONS

1. The Assay Procedure and the Assay Result Interpretation must be followed closely when testing the presence of H. Pylori antigen in feces from individual subjects. Failure to follow the procedure may give inaccurate results.
2. H. pylori Ag Rapid Test Cassette (Feces) is limited to the qualitative detection of H. Pylori antigen in feces. The intensity of the test band does not have linear correlation with the antigen titer in the specimen.
3. A negative result for an individual subject indicates absence of detectable H. Pylori antigen. However, a negative test result does not preclude the possibility of exposure to or infection with H. Pylori.
4. A negative result can occur if the quantity of the H. Pylori antigen present in the specimen is below the detection limits of the assay, or the antigen that are detected are not present during the stage of disease in which a sample is collected.
5. The results obtained with this test should only be interpreted in conjunction with other diagnostic procedures and clinical findings.

## PERFORMANCE CHARACTERISTICS

A study was performed with 165 patient feces samples including both symptomatic gastrointestinal disorders and samples from non-symptomatic patients and 100 normal feces samples. Comparison for all subjects with H. pylori Ag Rapid Test Cassette (Feces) and reference ELISA kit is showed in the following table:

Method		EIA		Total Results
		Positive	Negative	
H.P Test Cassette	Results			
	Positive	163	0	163
	Negative	2	100	102
Total Results		165	100	265

Relative sensitivity: 98.8%

Relative specificity: 100%

Accuracy: 98.9%

## REFERENCE










1. Marshall, B.J.et.al. Pyloric Campylobacter infection and gastroduodenal disease. Med. J. Australia.149:439-44, 1985.
2. Marshall, B.J.et.al. Prospective double-blind trial of duodenal ulcer relapse after eradication of Campylobacter pylori. Lancet. Dec.1437-42, 1988.
3. Megraud, F.et.al. Seroepidemiology of Campylobacter pylori infection in virious populations J.Clin.Microbiology. 27:1870-3, 1989.
4. Soll, A.H. Pathogenesis of peptic ulcer and implications for therapy. New England J. Med.322:909-916, 1990.

5. Parsonnet, J.et.al. Helicobacter pylori infection and the risk of gastric carcinoma. New England J.Med. 325:1127-31, 1991.

6. Ansong, R. et.al. Evaluation of techniques for isolation, subcultivation and preservation of Helicobacter pylori. J.Clin.Micro. 29:51-53, 1991.

7. Pronovost, A.P.et.al. Evaluation of a new immunodiagnostic assay for Helicobacter pylori antibody detection: Correlation with histopathological and microbiological results. J.Clin.Microbiol.32:46-50, 1994.

## INDEX OF SYMBOLS

	Consult instructions for use		Tests per kit		Authorized Representative
	For in vitro diagnostic use only		Use by		Do not reuse
	Store between 2~30°C		Lot Number		Catalog#

Healgen Scientific Limited Liability Company  
Address: 3818 Fuqua Street, Houston, TX 77047, USA.  
Tel: +1 713-733-8088 Fax: +1 713-733-8848  
Website: www.healgen.com

 QARAD BV  
Cipalstraat 3, 2440 Geel BELGIUM

 GCHP-602a



Revision Date: 2023-05-05  
B21412-03

<i>H. pylori</i> Antibody Test	S/P	GCHP-301a√	Strip	/	50 Tests/Kit
		GCHP-302a√	Cassette	/	25 Tests/Kit
	WB/S/P	GCHP-401a√	Strip	/	50 Tests/Kit
<i>H. pylori</i> Antigen Test	Feces	GCHP-402a√	Cassette	/	25 Tests/Kit
		GCHP-601a√	Strip	/	25 Tests/Kit
		GCHP-601Ca√	Strip	/	25 Tests/Kit
		GCHP-602a√	Cassette	/	20 Tests/Kit
		GCHP-602Ca√	Cassette	/	20 Tests/Kit
Influenza A Antigen Test	Nasal/Throat Swabs	GCFLU(A)-501a√	Strip	1.5 x 10 <sup>4</sup> TCID <sub>50</sub>	25 Tests/Kit
		GCFLU(A)-502a√	Cassette	1.5 x 10 <sup>4</sup> TCID <sub>50</sub>	20 Tests/Kit
Influenza A/B Antigen Test	Nasal/Throat Swabs	GCFLU(A/B)-501a√	Strip	1.5x 10 <sup>4</sup> TCID <sub>50</sub> / 1.5 x 10 <sup>5</sup> TCID <sub>50</sub>	25 Tests/Kit
		GCFLU(A/B)-502a√	Cassette	1.5x 10 <sup>4</sup> TCID <sub>50</sub> / 1.5 x 10 <sup>5</sup> TCID <sub>50</sub>	20 Tests/Kit
		GCFLU(A/B)-502Ca√	Cassette	1.5x 10 <sup>4</sup> TCID <sub>50</sub> / 1.5 x 10 <sup>5</sup> TCID <sub>50</sub>	20 Tests/Kit
Influenza & COVID-19 Antigen Combo Test	Nasopharyngeal Swab	GCFC-525a√	Cassette	/	20 Tests/Kit
	NA & NP Swab	GCFC-525a-NN√	Cassette	/	20 Tests/Kit
	Nasal Swab	GCFC-525a-NA√	Cassette	/	20 Tests/Kit
		GCFC-T502a√ <sup>New</sup>	Cassette	/	1/5/20 Tests/Kit
Flu, COVID-19, RSV & Adeno Antigen Combo Test	Nasopharyngeal Swab	GCFC-T503a√ <sup>New</sup>	Device	/	1/2/5/10 Test(s)/Kit
	Nasal Swab	GCFCRA-545a√	Cassette	/	20 Tests/Kit
		GCFCRA-T525a√ <sup>New</sup>	Cassette	/	20 Tests/Kit
Leishmania Antibody Test	S/P	GCKal-301a	Strip	/	50 Tests/Kit
		GCKal-302a	Cassette	/	25 Tests/Kit
	WB/S/P	GCKal-401a√	Strip	/	50 Tests/Kit
		GCKal-402a	Cassette	/	25 Tests/Kit
Malaria Pan Antigen Test	Whole Blood	GCMAL(pan)-402a√	Cassette	/	25 Tests/Kit
Malaria P.f. Antigen Test	Whole Blood	GCMAL(pf)-402a√	Cassette	/	200 parasites
Malaria P.f./Pan Antigen Test	Whole Blood	GCMAL(pf/pan)-402a√	Cassette	/	200 parasites
Malaria P.f./P.v. Antigen Test	Whole Blood	GCMAL(pf/pv)-402a√	Cassette	/	200 parasites
Malaria P.f./P.v. Antibody Test	S/P	GCMAL(pf/pv Ab)-302a√	Cassette	/	25 Tests/Kit
	WB/S/P	GCMAL(pf/pv Ab)-402a√	Cassette	/	25 Tests/Kit
Monkeypox IgG/IgM Antibody Test	WB/S/P	GCMKP-402a√ <sup>New</sup>	Cassette	/	25 Tests/Kit
Monkeypox Antigen Test	Throat swab or vesicle / acne scab focus swab	GCMKP-502b√ <sup>New</sup>	Cassette	/	1/2/5/7/20 Tests/Kit
Mononucleosis Test	S/P	GCMON-325a√	Cassette	/	25 Tests/Kit
	WB/S/P	GCMON-402a√	Cassette	/	25 Tests/Kit
<i>M. pneumoniae</i> IgM Test	S/P	GCMON-425a√	Cassette	/	25 Tests/Kit
Respiratory Syncytial Virus Antigen Test	Swab	GCMP(IgM)-302a√	Cassette	/	25 Tests/Kit
Rotavirus Test	Swab	GCRSV-502a√	Cassette	/	20 Tests/Kit
Rotavirus/Adenovirus Test	Feces	GCROA-602a√	Cassette	/	20 Tests/Kit
Rubella IgG Test	Feces	GCROA/ADE-602a√	Cassette	/	20 Tests/Kit
	S/P	GCRUB(IgG)-302a	Cassette	/	25 Tests/Kit
Rubella IgM Test	WB/S/P	GCRUB(IgG)-402a	Cassette	/	25 Tests/Kit
	S/P	GCRUB(IgM)-302a	Cassette	/	25 Tests/Kit
Rubella IgG/IgM Test	WB/S/P	GCRUB(IgM)-402a	Cassette	/	25 Tests/Kit
	S/P	GCRUB(IgG/IgM)-302a	Cassette	/	25 Tests/Kit
	WB/S/P	GCRUB(IgG/IgM)-402a	Cassette	/	25 Tests/Kit
Strep A Test	Throat Swab	GCRUB(IgG/IgM)-T402a	Cassette	/	25 Tests/Kit
		GCSTR-501a√	Strip	/	25 Tests/Kit
		GCSTR-501Ca√†	Strip	/	25 Tests/Kit
		GCSTR-502a√	Cassette	/	20 Tests/Kit
Syphilis Test	S/P	GCSTR-502Ca√	Cassette	/	20 Tests/Kit
		GCSYP-301a√	Strip	/	50 Tests/Kit
		GCSYP-302a√	Cassette	/	25 Tests/Kit
		GCSYP-401a√	Strip	/	50 Tests/Kit
<i>S. typhi</i> Antigen Test	WB/S/P	GCSYP-402a√	Cassette	/	25 Tests/Kit
TOXO IgG Test	S/P/Feces	GCSAL(ST)-602a√	Cassette	/	20 Tests/Kit
TOXO IgM Test	S/P	GCTOX(IgG)-302a√	Cassette	/	25 Tests/Kit
	WB/S/P	GCTOX(IgG)-402a	Cassette	/	25 Tests/Kit
Toxo IgG/IgM Test	S/P	GCTOXO(IgM)-302a√	Cassette	/	25 Tests/Kit
		GCTOXO(IgM)-402a	Cassette	/	25 Tests/Kit
		GCTOX-302b	Cassette	/	25 Tests/Kit
		GCTOX(IgG/IgM)-302a√	Cassette	/	20 Tests/Kit
ToRCH Toxo/Rub/CMV/HSV IgG Combo Test	WB/S/P	GCTOX-402b	Cassette	/	25 Tests/Kit
ToRCH Toxo/Rub/CMV/HSV IgM Combo Test	S/P	GCTOG-345a	Cassette	/	20 Tests/Kit
<i>Trichomonas vaginalis</i> Test	S/P	GCTOM-345a	Cassette	/	20 Tests/Kit
Tuberculosis IgG/IgM Test	Vaginal Swab	GCTV-502a√	Cassette	/	20 Tests/Kit
	S/P	GCTB-302a√	Cassette	/	25 Tests/Kit
Typhoid IgG/IgM Test	WB/S/P	GCTB-402a√	Cassette	/	25 Tests/Kit
	S/P	GCTYP-301a	Strip	/	50 Tests/Kit
<i>V. cholerae</i> O1 Antigen Test	S/P	GCTYP-302a√	Cassette	/	25 Tests/Kit
<i>V. cholerae</i> O1/O139 Antigen Test	Feces	GCVCH(O1)-602a√	Cassette	/	20 Tests/Kit
ZIKA IgM Test	Feces	GCVCH(O1/O9)-602a√	Cassette	/	20 Tests/Kit
ZIKA IgG Test	WB/S/P	GCZIK(IgM)-402a	Cassette	/	25 Tests/Kit
ZIKA NS1 Test	WB/S/P	GCZIK(IgG)-402a	Cassette	/	25 Tests/Kit
	WB/S/P	GCZIK(NS1)-402a	Cassette	/	25 Tests/Kit