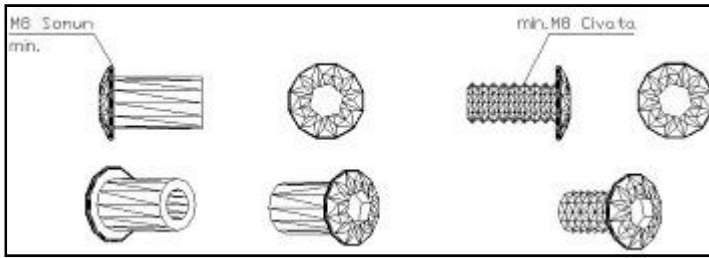


## CARRIER CONSTRUCTION

80X80 box profile min. it will be created from a profile with a wall thickness of 2mm. horizontal and vertical pipes with a length of 2500 mm and greater will be connected by welding with a special insertion system in such a way that they form right angles to each other. The lower parts of the profiles forming the carrier construction will be joined by welding method with a sheet flange with a minimum size of 150x150x5mm. The profiles will be subjected to sandblasting Process.

**ELECTROSTATIC PAINT** All metal parts whose production has been completed should be rinsed by leaving them in a degreasing bath with a 5% concentration at 70 °c for 10 minutes. After rinsing, metals washed with hulasa with a special alloy detergent with phosphate coating property should be subjected to **SANDBLASTING** process, then polyester-based static powder coating process should be performed and baked in a 200 °C oven for 20 minutes.

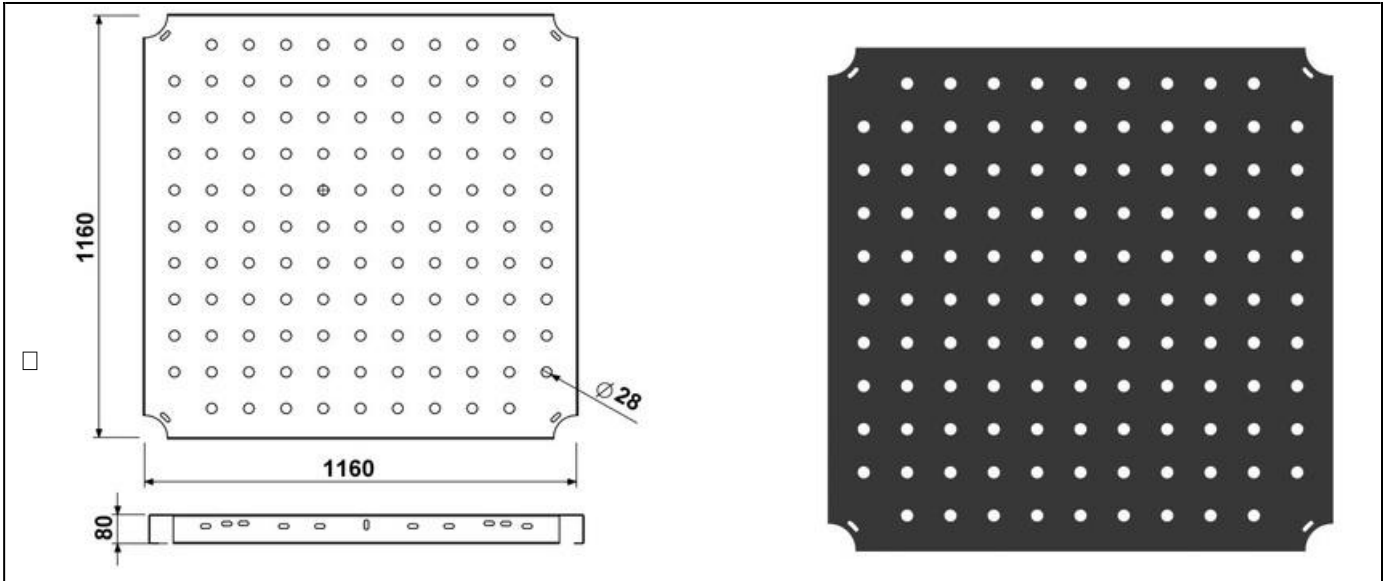
## BOLTS, NUTS AND WASHERS



C Such bolts, washers and nuts used in the system must be dachromate coated. And certainly there should be no sharp corner protrusions more than max 3mm. All nuts should be fiberglass. In this way, the problem of loosening and falling of the nuts due to vibration will be eliminated. Contact electro galvanized bolts should only be used in places that are closed with plastic lids. Exposed all bolts

and nuts in the places should be dachromate coated.

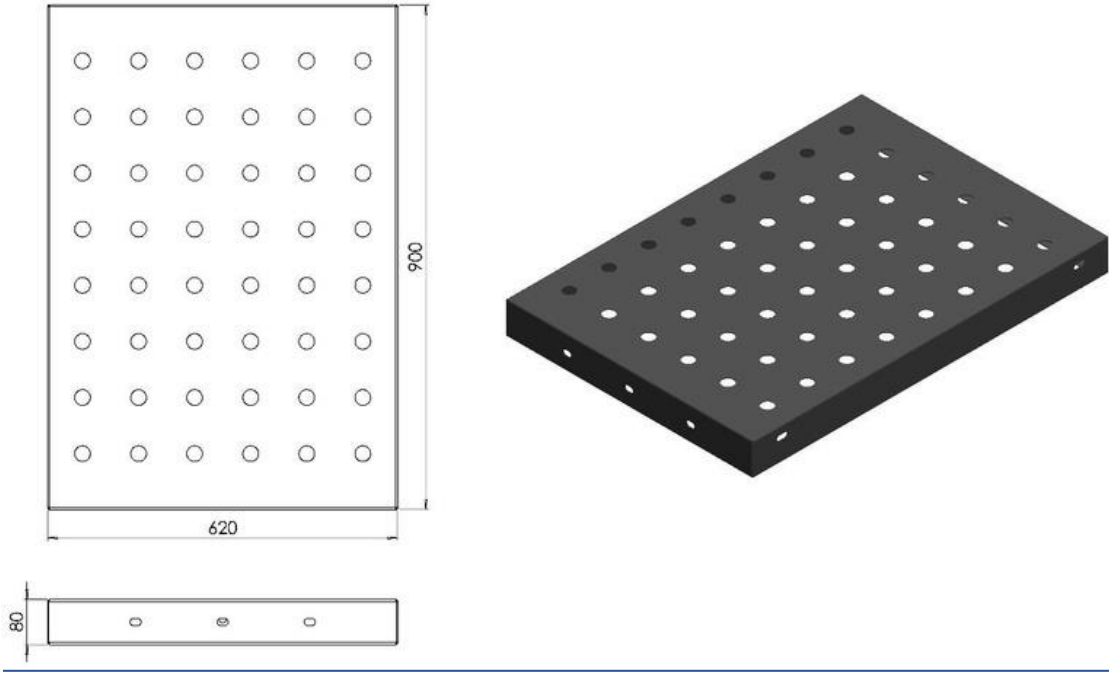
## 116X116 SQUARE PLATFORM



A Minimum of 20x40x1.5 mm on the carcass made of box profiles, the dimensions of the platform, which will be formed by attaching a 2 mm wall thickness sheet metal with frequent points, will be 116x116 cm. The connection holes of the platform will be opened in advance. The number of supports placed under the platform is 6 pieces and the platform dimensions will be 8 cm. The upper surface of this platform will be coated with PVC (Plastisol) with -60  $\pm$  5 share A hardness, 1 gr/cm<sup>3</sup> density, at least kg/cm<sup>2</sup> breaking strength, 650-700% break elongation and 100 m<sup>3</sup> (max) abrasion property by anti static material mixed HOT DIP METHOD. The PVC thickness will be at least 1 mm at each point. These platforms will be connected by clamping by means of galvanized bolts and nuts on special cut ears existing in the carrier construction (attached at the manufacturing stage).

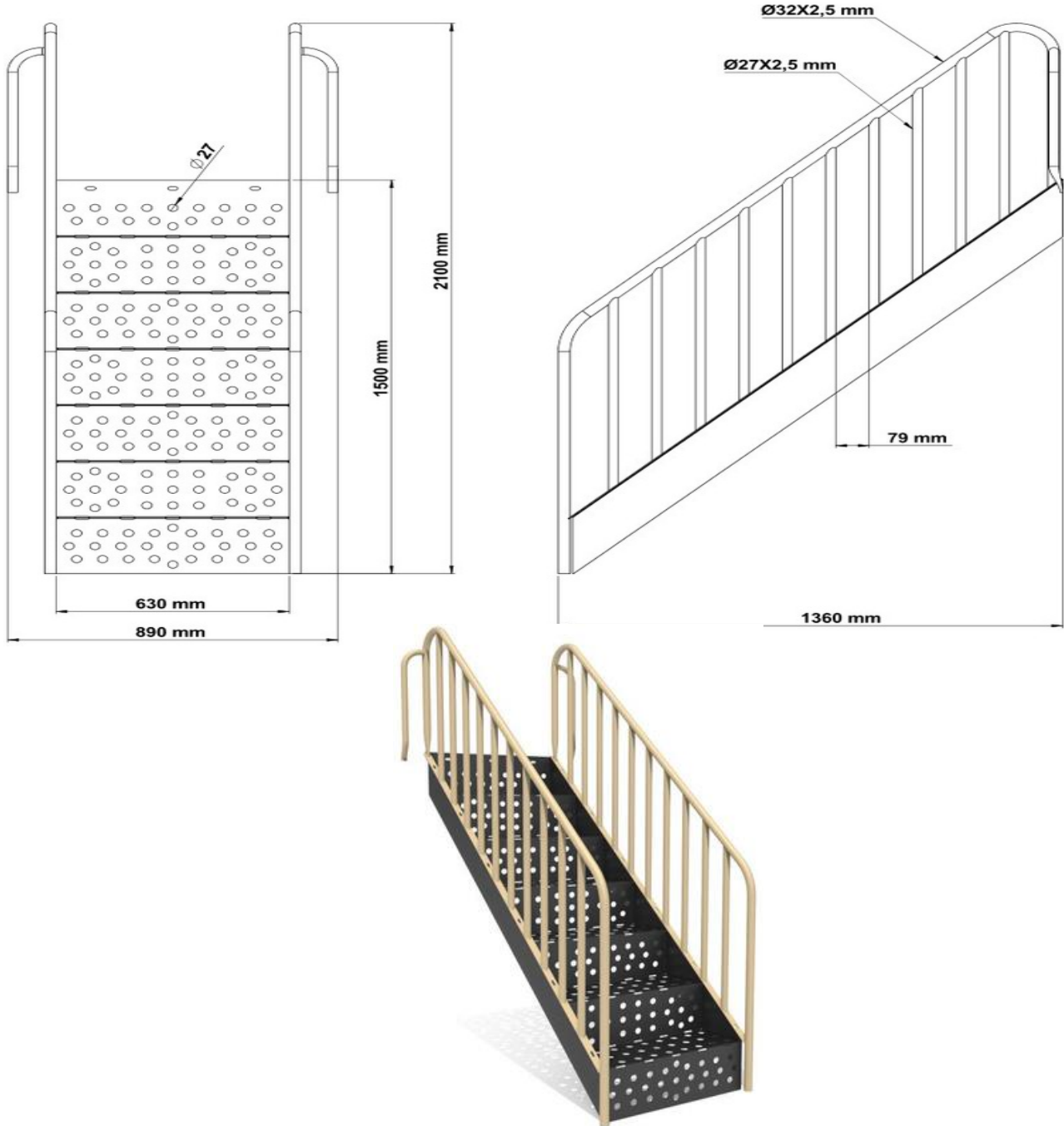
**GALAEEXPORT MÜHENDİSLİK**  
**İNŞ. DİŞ TİC. SAN. LTD. ŞTİ.**  
Fevziçakmak Mh. Yığın Cd.No: 18  
Karatay KONYA  
Selçuk Vergi Dairesi 388 181 3955

## 90x60 EXTENSION PLATFORM



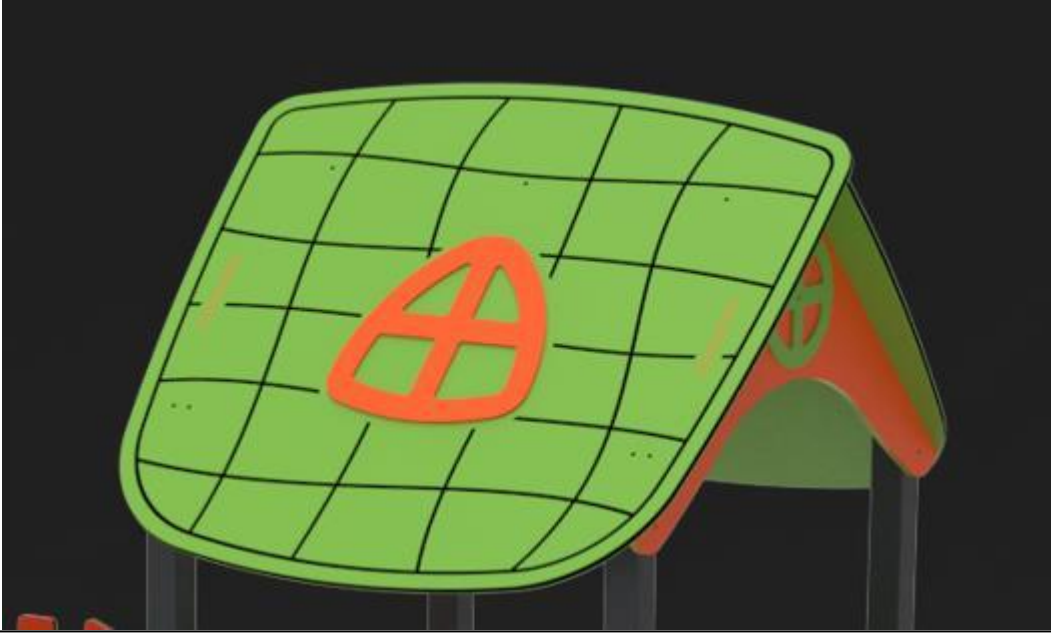
- A Minimum of 20x40x1.5 mm on the carcass made of box profiles, the dimensions of the platform, which will be formed by attaching a 2 mm wall thickness sheet metal with frequent points, will be 90x60 cm. The connection holes of the platform will be opened in advance. The dimensions of the platform forehead will be 8 cm. The upper surface of this platform will be coated with PVC (Plastisol) with -60  $\pm$ 5 shore A hardness, 1 gr/cm<sup>3</sup> density, at least kg/cm<sup>2</sup> breaking strength, 650-700% break elongation and 100 m<sup>3</sup> (max) abrasion property by anti static material mixed HOT DIP METHOD. The PVC thickness will be at least 1 mm at each point. These platforms will be connected by clamping by means of galvanized bolts and nuts on special cut ears existing in the carrier construction (attached at the manufacturing stage).

## H: 150 cm LADDER AND RAILING




- The Access Stairs will be manufactured in one piece from dkp sheet with a wall thickness of 2 mm so that they can reach a height difference of 150 CM from the ground to the platform. The step height of the stairs will be minimum 13 cm, maximum 20 cm. Stair railing minimum 70 cm, maximum 85 cm height 2 pieces will be manufactured for each stair group. The stair treads will be coated with PVC (Plastisol) BY HOT DIPPING METHOD with mixed antistatic material mixed with -60±5 shore A hardness, 1 gr/cm<sup>3</sup> density, at least kg/cm<sup>2</sup> breaking strength, 650-700% break elongation and 100 m<sup>3</sup> (max) wear property. The PVC thickness will be at least 1 mm at each point. The edges of the ladder railing will be made of a minimum of 27 x2.5 mm pipe, the railings will be made of a minimum of 21x2.5 mm pipe. The maximum Decoupling between the bars on the stair railing will be 85 mm. The stair railings will be painted with polyester-based electro-static powder coating after sandblasting.

## ROOF



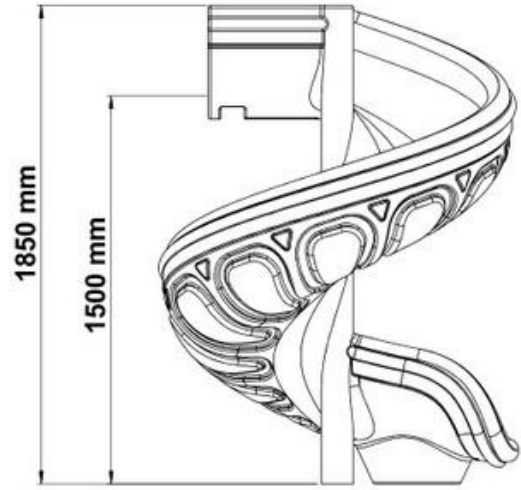
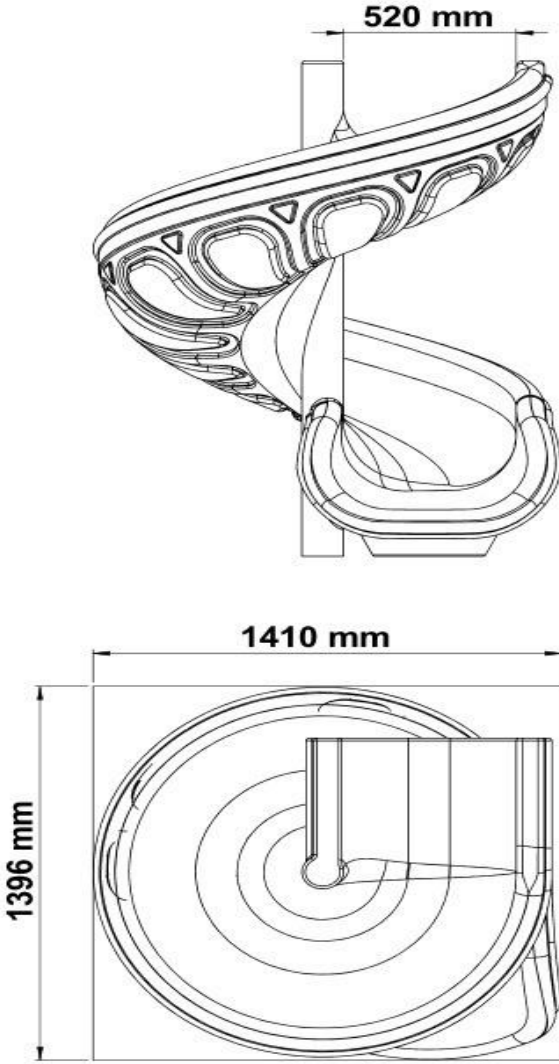
- \* The roof is made of 18mm HDPE material.
- \* The patterns will be processed by cnc router machine.

## PANEL

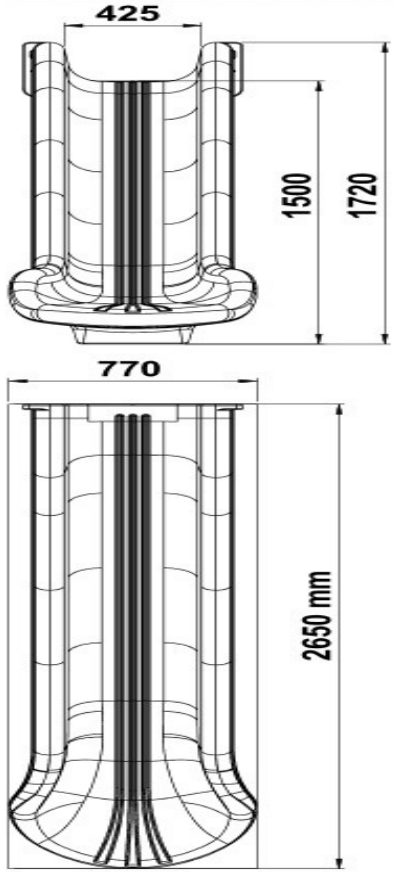


\* The roof is made of 18mm HDPE material. \* The patterns will be processed by cnc router machine.





- ☐ The SPIRAL slides connected to the 150 cm high platform will be manufactured as a single piece with double walls and designed so that the exit part is 90 ° to the left side of the entrance part. The height of the entrance section side parts (depth) of the slide shall be at least 25 cm. The width of the sliding section of the slide will be at least 50 cm.
- ☐ The spiral slides will have an exit section (deceleration plane) that will reduce the sliding speed, and the length of the sliding section will be at least 55 cm, the length of the exit section will be at most 10°, the exit radius will be 50 mm.
- ☐ The exit section of the slide will be concreted by embedding into the ground with an anchor. In the middle part of the spiral slides, there will be a slot to allow the Ø89 pipe to be attached to the section in a spiral way.
- ☐ The Roller Slides will be manufactured with rotation technology from powdered self-colored LLDPE raw materials. The dyestuffs used in coloring will be in accordance with the children's health and food regulations. article TS EN 1176-3/ 04.02.2010 It is mandatory to have the expression 'SPIRAL SLIDE' within the Scope of the Document. ☐
- ☐ weight min.47 KG.

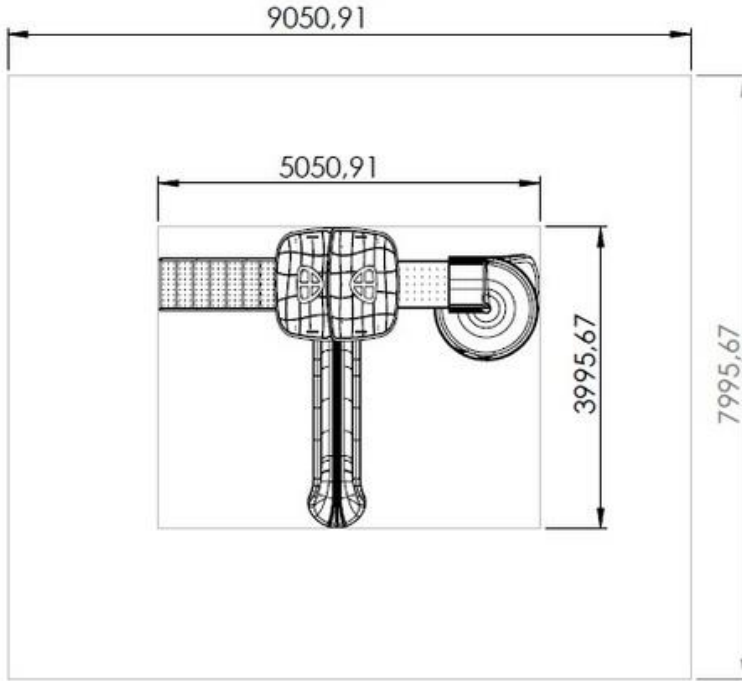


- ☐ The size is 150 cm. on FLAT slides connected to the platform at its height; the angle of inclination of the sliding section with the bed will be manufactured as a double-walled and single piece, so that the maximum 40° is measured according to the height axis of the slide.
- ☐ The height of the side parts of the entrance section of the straight slide will be at least 22 cm. The width of the sliding section of the Flat Slide will be at least 42 cm. A.
- ☐ The radius of the exit point of the slide should be at least 50 mm. The exit width should be at least 75 cm. The exit section of the slide will be concreted by embedding into the ground with an anchor. The Roller Slides will be manufactured with rotation technology from powdered self-colored LLDPE raw materials. The
- ☐ dyestuffs used in coloring will be in accordance with the children's health and food regulations.
- ☐ TS EN 1176-3 / 04.02.2010 It is obligatory to have the expression 'FLAT SLIDE' within the Scope of the Document. ☐
- ☐ weight min.35 KG.

**GALAEXPORT MÜHENDİSLİK**  
**İNŞ. DIŞ TİC. SAN. LTD. ŞTİ.**  
 Fevziçakmak Mh. Yalın Cd.No: 18  
 Karaman / KONYA  
 Selçuk Vergi Dairesi 388 181 3955



GAME GROUP 1 PARK INSTALLATION AREA  
AND TOWER HEIGHTS



**GALAEXPORT MÜHENDİSLİK**  
**İNŞ. DİŞ TİC. SAN. LTD. ŞTİ.**  
Fevziçakmak Mh. Yayın Cd.No: 18  
Karatay KONYA  
Selçuk Vergi Dairesi 388 181 3955