




VAREM

EXPANSION IS OUR PASSION



catalogue

THE COMPANY

Varem's operations currently take place in the plants in Bovolenta, where it has its registered office, and in Limena (Padova).

In the two Bovolenta plants small tanks are produced and membranes are molded, and it is here that the logistics department is located, with a warehouse from which all products are shipped.

The plants in Limena contain the Management offices, the R&D laboratories, the tooling department and it is here that all other products are manufactured; the offices for the design and prototyping of new products and production lines are also located here.



LIMENA
Headquarters and production plant



BOVOLENTA
Registered Office and production plant

THE ORIGINS OF SUCCESS

Varem's history is closely linked, as origins, territoriality and company culture, to the north-east of Italy. In the post-war period, the economy and industrial development of this geographical area of the country exploded exponentially, thanks to the hard work, creativity and courage to enter into business of the tireless Veneto people.

It was in this context that Luigino Benettolo founded Varem, helping to make Veneto one of the most highly industrialized areas in the world, promoting and raising the awareness of "Made in Italy" throughout the world as synonym of quality, reliability and cutting edge technology.

First as forerunner and then as leader in the field of expansion vessel and autoclave manufacture, Varem has always remained coherent with its origins, constantly strengthening its leadership position over time and simultaneously setting the standard for competitors and for the market.

INDEX



HEATING LINE

4



HOT POTABLE WATER
MULTIFUNCTION LINE

10



WATER LINE

14



HEAT EXCHANGERS

24



ACCESSORIES AND
SPARE PARTS

34

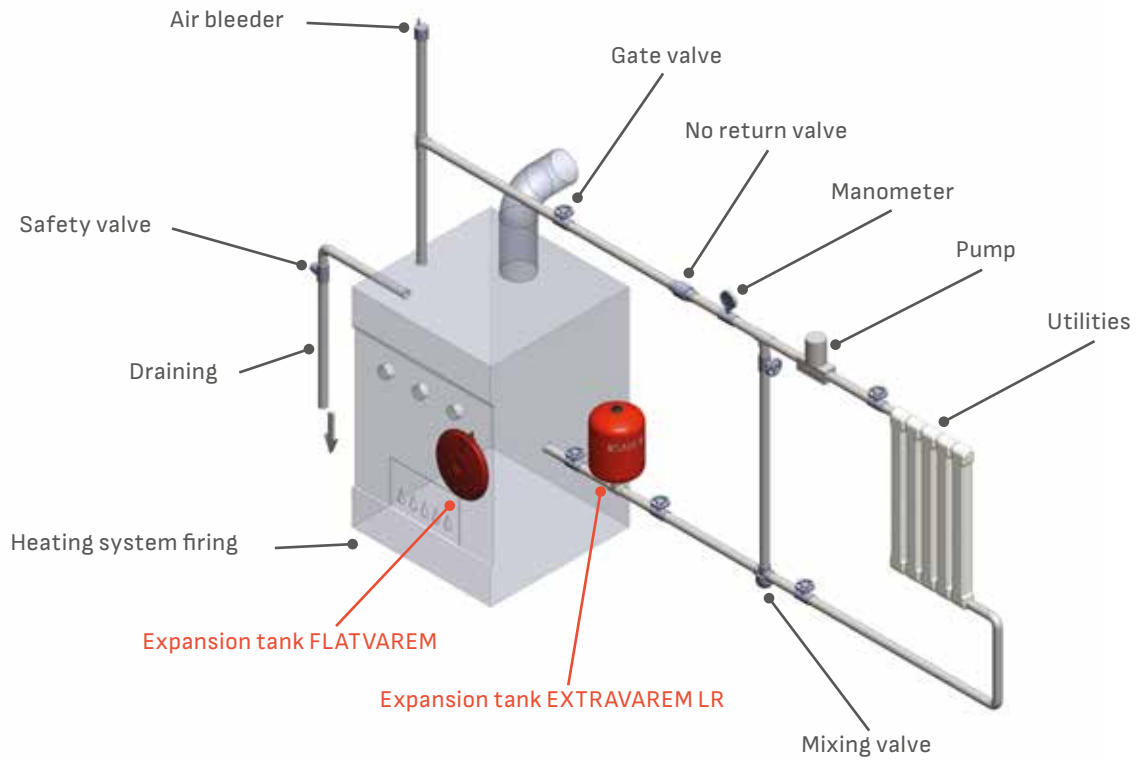


HEATING LINE

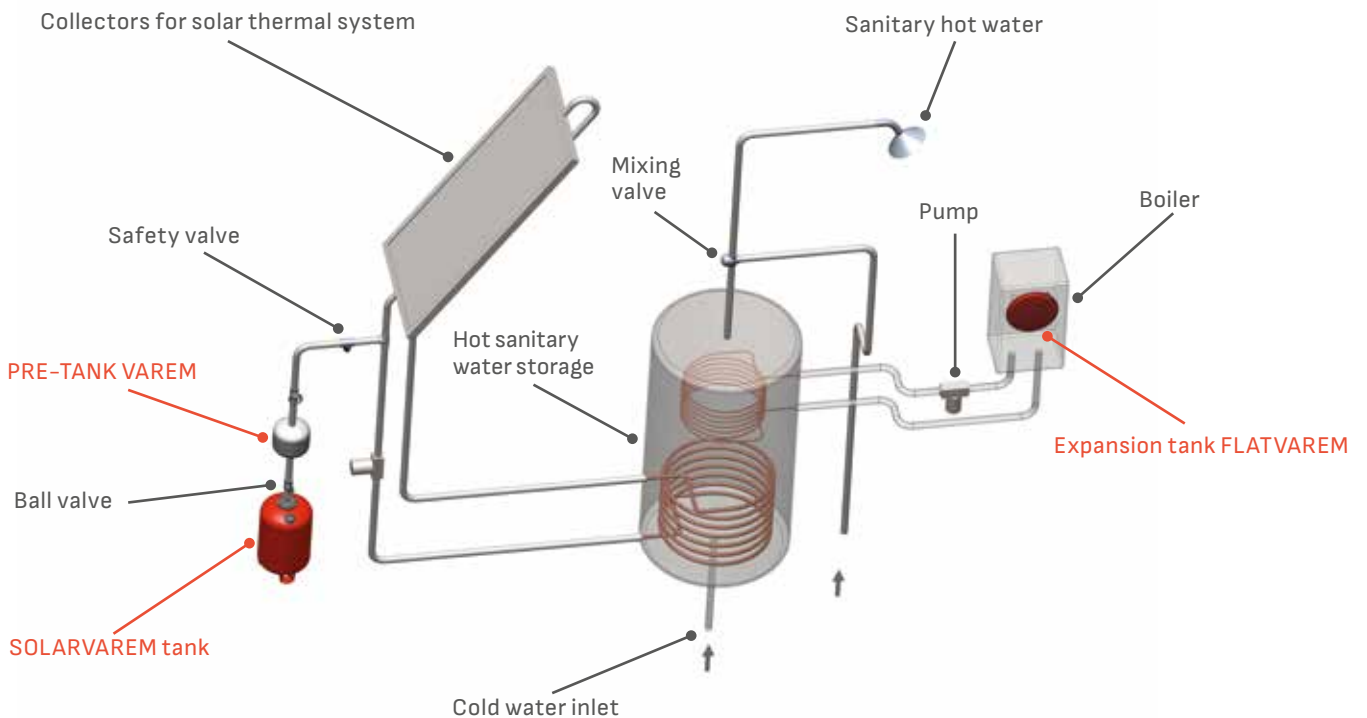
The expansion vessel for heating systems makes available the volume for water dilation due to temperature increments, and keeps the system safe to dangerous pressure variations. The working of the expansion vessels is more important during system start-up, when water temperature rises very quickly.



SCHEME OF A HEATING SYSTEM



SCHEME OF A SOLAR HEATING SYSTEM



EXPANSION VESSELS FOR HEATING SYSTEMS

EXTRAVAREM LR -10 +99 °C



Standard Code	Capacity	Max. Pressure	Connection	Dimensions	Packaging	Qty/pallet
	L	bar	inch	mm	m ³	n.
R1005231CS000000	5*	6	3/4"	160x325	0,019	210
R1008231CS000000	8*	6	3/4"	200x330	0,031	144
UR012231CS000000	12	6	3/4"	270x310	0,024	84
UR018231CS000000	18	6	3/4"	270x415	0,034	56
UR025231CS000000	25	6	3/4"	290x460	0,041	63
UR040231CS000000	40	5	3/4"	320x580	0,068	36

Heating expansion vessels EXTRAVAREM LR with fixed membrane and with folded flange.

*CE certification not applicable.

Precharge pressure 1.5 bar.

MAXIVAREM LR -10 +99 °C



Standard Code	Capacity	Max. Pressure	Connection	Dimensions	Packaging	Qty/pallet
	L	bar	inch	mm	m ³	n.
UR035231CS000000	35	5	3/4"	320x525	0,064	42
UR050271CS000000	50	6	3/4"	380x620	0,104	25
UR060371CS000000	60	6	1"	380x670	0,116	20
UR080371CS000000	80	6	1"	450x650	0,135	16
UR100371CS000000	100	6	1"	450x730	0,173	12
UR150471CS000000	150	6	1 1/2"	554x810	0,265	6
UR200471CS000000	200	6	1 1/2"	554x988	0,324	6
UR250471CS000000	250	6	1 1/2"	624x1006	0,423	6
UR300471CS000000	300	6	1 1/2"	624x1160	0,481	6
UR400471CS000000	400	6	1 1/2"	624x1520	0,770	6
UR500471CS000000	500	6	1 1/2"	790x1250	1,126	1
UR600471CS000000	600	6	1 1/2"	790x1525	1,349	1
UR700471CS000000	700	6	1 1/2"	790x1635	1,438	1
URN10H61CS000000	1000	6	2"	930x1913	2,2	1

1000 L with bottom connection

Heating expansion vessels with replaceable membrane from 50 liters tank.

Galvanized steel flange up to 400 liters, painted from 500 to 1000 liters.

Precharge pressure 1.5 bar.

STARVAREM LR -10 +99 °C



Mod. 35-50 L



Mod. 80-430 L

Standard Code	Capacity	Max. Pressure	Connection	Dimensions	Packaging	Qty/pallet
	L	bar	inch	mm	m ³	n.
UR0352E1CS000000	35	6	3/4"	320x500	0,051	42
UR0502E1CS000000	50	6	3/4"	380x555	0,079	25
UR0803E1CS0S0T000	80	10	1"	451x732	0,16	16
UR1003E1CS0S0T000	100	10	1"	451x806	0,17	12
UR1503E1CS0S0T000	150	10	1"	451x1027	0,22	6
UR2003E1CS0S0T000	200	10	1"	550x1076	0,33	6
UR2803E1CS0S0T000	280	10	1"	550x1385	0,43	6
UR430VE1CS0S0T000	430	10	1 1/4"	630x1580	0,66	6

Heating expansion vessels with diaphragm membrane.

Side connection for 35-50 liters.

Precharge pressure 1.5 bar.

EXPANSION VESSELS FOR SOLAR HEATING SYSTEMS

Fixed or replaceable membrane, resistant to peaks of 130° C (4hours/day).

Precharge pressure 2.5 bar.

Glycol resistant membrane up to 100% concentration.

AISI304 stainless steel flange.

*CE certification not applicable.

SOLARVAREM -10 +130 °C



Standard Code	Capacity	Max. Pressure	Connection	Dimensions	Packaging	Qty/pallet
	L	bar	inch	mm	m ³	n.
R8005241S4000000	5*	8	3/4"	160x325	0,010	210
R8008241S4000000	8	8	3/4"	200x330	0,015	144
R8012241S4000000	12	8	3/4"	270x310	0,024	84
R8018281S4000000	18	8	3/4"	270x415	0,034	56
R8025241S4000000	25	8	3/4"	290x460	0,041	63
R8040241S4000000	40	8	3/4"	320x580	0,066	36

SOLARVAREM -10 +130 °C



Standard Code	Capacity	Max. Pressure	Connection	Dimensions	Packaging	Qty/pallet
	L	bar	inch	mm	m ³	n.
R8005243S4000000	5*	8	3/4"	160x325	0,010	210
R8008243S4000000	8	8	3/4"	200x330	0,015	144
R8012243S4000000	12	8	3/4"	270x310	0,024	84
R8018243S4000000	18	8	3/4"	270x415	0,034	56
R8025243S4000000	25	8	3/4"	290x460	0,041	63
R8040243S4000000	40	8	3/4"	320x580	0,066	36

SOLARVAREM -10 +130 °C



Standard Code	Capacity	Max. Pressure	Connection	Dimensions	Packaging	Qty/pallet
	L	bar	inch	mm	m ³	n.
R8005281S4000000	5*	10	3/4"	160x325	0,010	210
R8008281S4000000	8	10	3/4"	200x330	0,015	144
R8012281S4000000	12	10	3/4"	270x310	0,024	84
R8019281S4000000	19	10	3/4"	270x415	0,034	63
R8025281S4000000	25	10	3/4"	290x460	0,041	63
R8040281S4000000	40	10	3/4"	320x590	0,064	36



R8040281S4000000	40	10	3/4"	320x580	0,066	36
R8050281S4000000	50	10	3/4"	380x620	0,104	25
R8060281S4000000	60	10	3/4"	380x670	0,116	20
R8080281S4000000	80	10	3/4"	450x650	0,135	16
R8100381S4000000	100	10	1"	450x730	0,173	12
R8150481S4000000	150	10	1 1/2"	554x810	0,265	6
R8200481S4000000	200	10	1 1/2"	554x988	0,324	6
R8300481S4000000	300	10	1 1/2"	624x1160	0,481	6
R8500481S4000000	500	10	1 1/2"	790x1250	0,770	1

Replaceable membrane

SOLAR PRE-TANK



Standard Code	Capacity	Max. Pressure	Connection	Dimensions	Packaging	Qty/pallet
	L	bar	inch	mm	m ³	n.
RX01200000000000	12	10	3/4"	270x320	0,024	56
RX01800000000000	18	10	3/4"	270x417	0,034	56

Steel tank with double connections (M/F) for decreasing the temperature in the solar systems

EXPANSION VESSELS FOR BOILERS

FLATVAREM -10 +99 °C



Standard Code	Capacity	Max. Pressure	Connection	Dimensions	Packaging	Qty/box
	L	bar	inch	mm	m ³	n.
C100623100000000	6	3	3/4"	385x86	0,078	5
C100723100000000	7	3	3/4"	385x92	0,078	5
C100823100000000	8	3	3/4"	385x103	0,088	5
C101023100000000	10	3	3/8"	385x110	0,095	5
C101223100000000	12	3	3/4"	385x142	0,092	4
C101423100000000	14	3	3/4"	385x160	0,097	4
C101823100000000	18	3	3/4"	385x190	0,033	1
C200623100000000	6	3	3/4"	325x103	0,052	4
C200823100000000	8	3	3/4"	325x128	0,060	4
C201023100000000	10	3	3/4"	325x136	0,067	4
C201223100000000	12	3	3/4"	325x160	0,074	4

FLATVAREM -10 +99 °C



Standard Code	Capacity	Max. Pressure	Connection	Dimensions	Packaging	Qty/box
	L	bar	inch	mm	m ³	n.
C6007931000SN000	7	3	3/8"	203x504x66	0,08	2
C600893100000000	8	3	3/8"	203x504x74	0,09	2
C601093100000000	10	3	3/8"	203x504x107	0,09	1
C601223100000000	12	3	3/4"	203x504x116	0,09	1
C601423100000000	14	3	3/4"	203x504x128	0,09	1

Diaphragm membrane.
Precharge pressure 1 bar.
Connection 1/4", 3/4", 1/2" can be available upon request.

EXTRAVAREM LR -10 +99 °C

OVAL SHAPE EXPANSION VESSELS

fix membrane tanks, galvanised steel flange



Standard Code	Capacity	Max. Pressure	Connection	Dimensions	Packaging	Qty/pallet
	L	bar	inch	mm	m ³	n.
C7007231CSG00000	7.5	4	3/4"	110x493x192	0,08	144
C7010231CS000000	10	4	3/4"	110x633x192	0,08	56

Fixed membrane tank.
Galvanised steel flange.
Precharge 1 bar.

EXPANSION VESSELS FOR HEAT PUMP

EXTRAVAREM LR -10 +99 °C



Standard Code	Capacity	Max. Pressure	Connection	Dimensions	Packaging	Qty/box
	L	bar	inch	mm	m ³	n.
R1B16223S400B000	16	7	3/4"	201x580	0,100	-

Fixed membrane suitable for glycol.
AISI304 stainless steel flange.
Precharge pressure 2,5 bar.





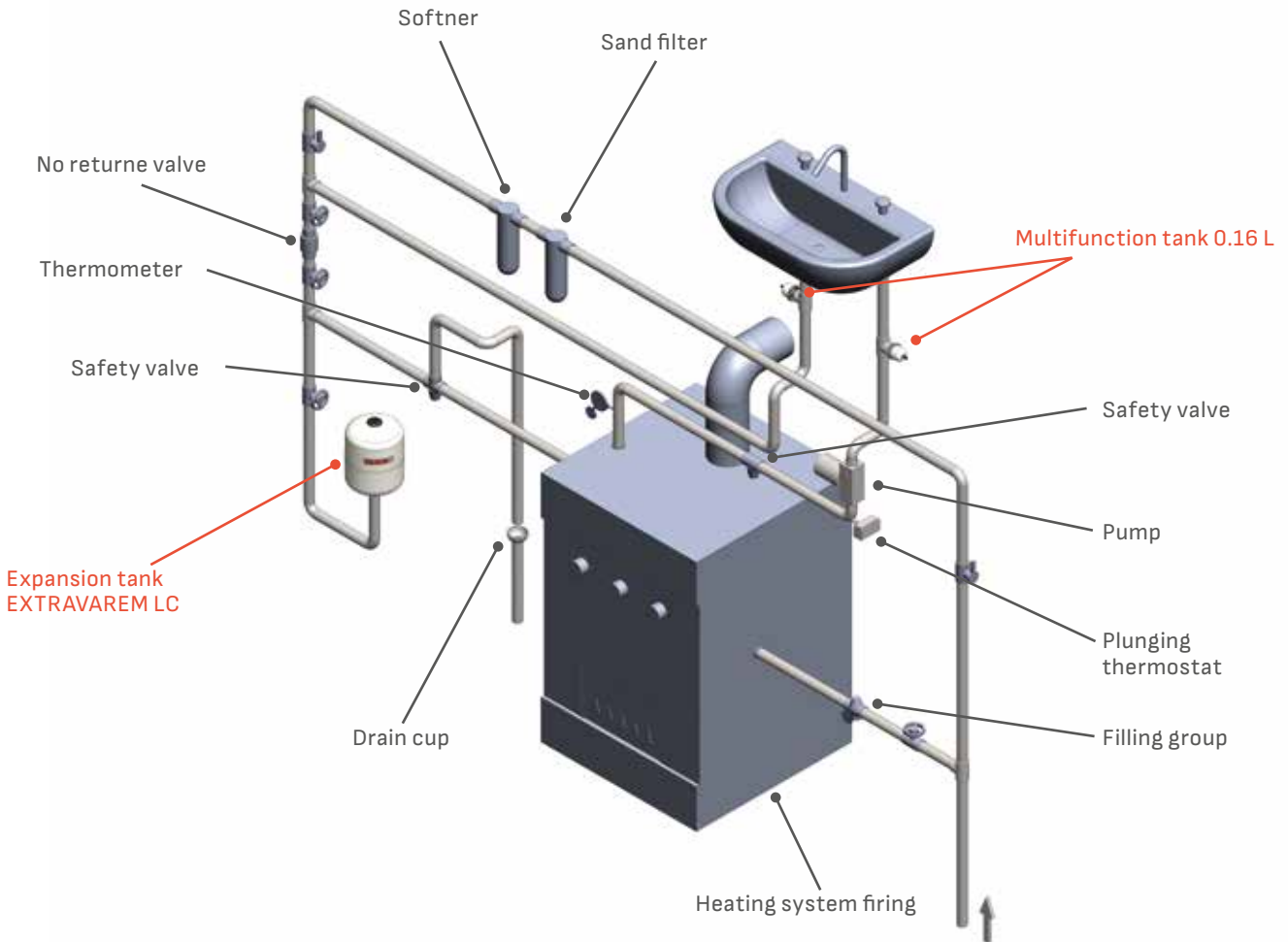
HOT POTABLE WATER MULTIFUNCTION LINE

The expansion vessels of the Varem LC Multifunction line are used in the domestic hot water systems or as water hammer arrester.

The LC expansion vessels protect the system against the thermal dilation of the water in the heating systems and against water hammer.

They work as hydraulic flywheel too. Being designed for potable water, they contain a membrane with certification of potability.

SCHEME OF UTILIZATION FOR DOMESTIC HOT WATER AND AS WATER HAMMER ARRESTER



MULTIFUNCTION EXPANSION VESSELS

EXTRAVAREM LC -10 +99 °C

Use: hot and cold potable water



OVAL SHAPE



CIRCULAR SHAPE

Standard Code	Capacity L	Max. Pressure bar	Connection inch	Dimensions mm	Packaging m ³	Qty/pallet n.
C7002823S4000000	2	8	1/2"	82x120x325	0,008	126
C7003823S4000000	3	8	1/2"	82x120x475	0,010	78
C7004823S4000000	4	8	1/2"	82x120x652	0,010	60
C7007223S4000000	7	8	1/2"	113x197x487	0,01	56
C4025823S4000000	2,5	10	1/2"	125x291	0,008	96
C4003823S4000000	3	10	1/2"	125x348	0,010	84
C4004823S4000000	4	10	1/2"	125x427	0,010	68

Fixed membrane for potable water.
AISI304 stainless steel flange.
CE Mark (not applicable up to 5 L).

MULTIFUNCTION EXPANSION VESSELS FOR HOT POTABLE WATER

EXTRAVAREM LC -10 +99 °C



Standard Code	Capacity L	Max. Pressure bar	Connection inch	Dimensions mm	Packaging m ³	Qty/pallet n.
R1016823S4000000	0,16	15	1/2"	65x105	0,035	1480
R1A06823S4000000	0,6	10	1/2"	101x150	0,030	1008
R1001823S4000000	1	10	1/2"	87x237	0,004	
R1002823S4000000	2	10	1/2"	125x237	0,050	135
R1005223S4000000	5	8	3/4"	160x325	0,020	210
R1008223S4000000	8	8	3/4"	200x330	0,031	144
R1012223S4000000	12	8	3/4"	270x310	0,024	84
R1018223S4000000	18	8	3/4"	270x415	0,034	56
R1025223S4000000	25	8	3/4"	320x580	0,080	63
R1040223S4000000	40	8	3/4"	320x580	0,080	36

Multifunctional expansion vessel EXTRAVAREM LC with fixed membrane and folded flange for heating systems, boilers, electric pumps, hot water preparation, water hammer protection.

Precharge pressure 3.5 bar.
R1A06823S4000000: 4 pcs/box.
R1016823S4000000: 10 pcs/box.

MAXIVAREM LC -10 +99 °C

Use: heating systems, boilers, pumps, hot potable water, water hammer arresting



Standard Code	Capacity L	Max. Pressure bar	Connection inch	Dimensions mm	Packaging m ³	Qty/pallet n.
UC035222S4000000*	35	8	3/4"	320x525	0,064	42
UC050362S4000000	50	10	1"	380x620	0,104	25
UC060362S4000000	60	10	1"	380x670	0,112	20
UC080362S4000000	80	10	1"	450x650	0,135	16
UC100362S4000000	100	10	1"	450x730	0,173	12
UC150462S4000000	150	10	1" 1/2	554x810	0,265	6
UC200462S4000000	200	10	1" 1/2	554x988	0,324	6
UC250462S4000000	250	10	1" 1/2	624x1006	0,423	6
UC300462S4000000	300	10	1" 1/2	624x1160	0,481	6
UC400462S4000000	400	10	1" 1/2	624x1520	0,771	6

Multifunctional expansion vessels with replaceable membrane and screwed flange for heating systems, boilers, electric pumps, hot water, water hammer protection.

Precharge pressure 2 bar.
* fixed membrane.



WATER LINE

The pressure tanks of Varem LS line are a basic element for long lasting and efficiency of a potable water distribution system.

The pressure tank stores the pressurized water of the booster systems working as hydrodynamic flywheel during drawing.

This application reduces the ON/OFF switching frequency of the booster system.

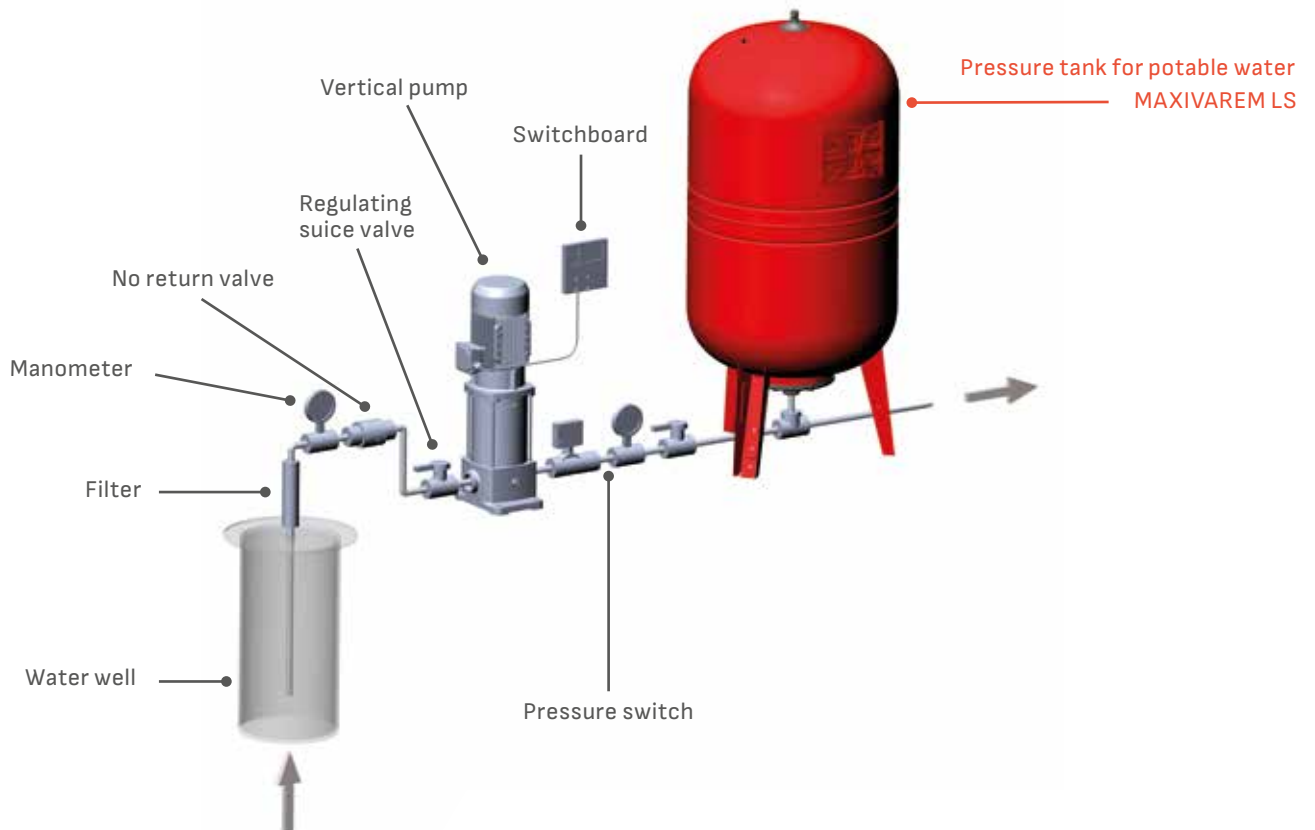
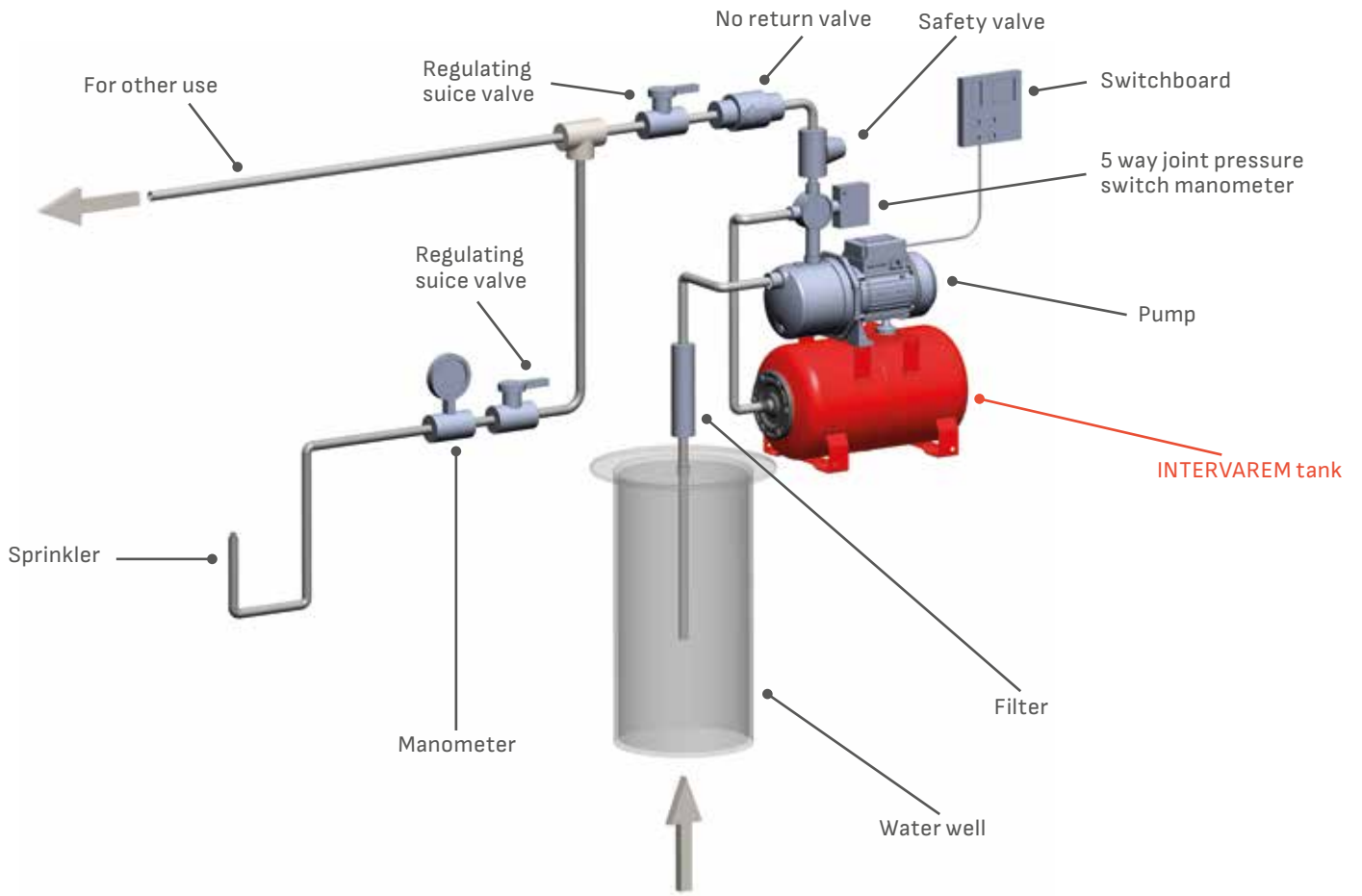
A pressure switch adjusts the internal pressure and activates the pump only if the water pressure in the tank is lower than the minimum required.

Switching on, the pump loads the storage tank again.





SCHEME OF A BOOSTER SYSTEM WITH PRESSURE TANK



WATER LINE

INTERVAREM LS CE -10 +99 °C



VERTICAL

Standard Code	Capacity	Max. Pressure	Connection	Dimensions	Packaging	Qty/pallet
	L	bar	inch	mm	m ³	n.
S2005361CS000000	5*	8	1"	160x332	0,010	210
S2008361CS000000	8	8	1"	200x348	0,015	144
S2012361CS000000	12	8	1"	270x308	0,024	84
S2019361CS000000	19	8	1"	270x415	0,031	63
S2020361CS000000	20	8	1"	250x500	0,038	56
S2024361CS000000	24	8	1"	351x358	0,045	54
S2025361CS000000	25	8	1"	290x460	0,041	63
S2040361CS000000	40	8	1"	320x595	0,066	36



HORIZONTAL

Standard Code	Capacity	Max. Pressure	Connection	Dimensions	Packaging	Qty/pallet
	L	bar	inch	mm	m ³	n.
S2H19361CS0BP000	19	8	1"	300x418	0,031	63
S2H20361CS0BP000	20	10	1"	274x497	0,038	56

Expansion vessels with replaceable membrane for domestic water.
Galvanized steel flange.
Precharge pressure 2 bar (1,5 bar for horizontal versions).
Blue color available upon request.
*Not CE marked.

INTERVAREM LS CE -10 +99 °C – INOX FLANGE



VERTICAL

Standard Code	Capacity	Max. Pressure	Connection	Dimensions	Packaging	Qty/pallet
	L	bar	inch	mm	m ³	n.
S2008263S4000000	8	10	3/4"	200x348	0,015	144
S2012263S4000000	12	10	3/4"	270x308	0,024	84
S2019263S4000000	19	10	3/4"	270x415	0,021	63
S2024263S4000000	24	10	3/4"	351x347	0,041	54
S2024363S4000000	24	10	1"	351x347	0,041	54
S2025263S4000000	25	10	3/4"	290x460	0,041	63
S2040263S4000000	40	10	3/4"	320x595	0,066	36



HORIZONTAL

Standard Code	Capacity	Max. Pressure	Connection	Dimensions	Packaging	Qty/pallet
	L	bar	inch	mm	m ³	n.
S2H20261S40BP000	20	10	3/4"	274x497	0,038	56

Expansion vessels with replaceable membrane for domestic water.
AISI304 stainless steel flange.
Precharge pressure 3,5 bar (1,5 bar for horizontal versions).



PRESSURE EXPANSION TANKS

MAXIVAREM LS CE -10 +99 °C



VERTICAL

Standard Code	Capacity	Max. Pressure	Connection	Dimensions	Packaging	Qty/pallet
	L	bar	inch	mm	m ³	n.
US040361CS000000	40	10	1"	320x750	0,085	18
US050361CS000000	50	10	1"	379x759	0,126	15
US060361CS000000	60	10	1"	379x825	0,131	15
US080361CS000000	80	10	1"	450x789	0,170	12
US100361CS0PA000*	100	10	1"	450x910	0,200	12
US100361CS000000	100	10	1"	554x1040	0,340	12
US150461CS000000	150	10	1" 1/2	554x1250	0,407	6
US200461CS000000	200	10	1" 1/2	554x1250	0,407	6
US300461CS000000	300	10	1" 1/2	624x1370	0,596	6
US500461CS000000	500	10	1" 1/2	790x1460	0,900	1
US750461CS000000	750	10	1" 1/2	786x1925	1,300	1
USN10H61CS000000**	1000	9,5	2"	945x1912	1,900	1
USN10H61CS099000	1000	8	2"	945x1912	1,900	1
USN20H61CS000000**	2000	9,5	2"	1280x2080	3,720	1
USN20H61CS099000	2000	8	2"	1280x2080	3,720	1



HORIZONTAL

Standard Code	Capacity	Max. Pressure	Connection	Dimensions	Packaging	Qty/pallet
	L	bar	inch	mm	m ³	n.
US041361CS000000	40	10	1"	352x595	0,066	36
US051361CS000000	50	10	1"	410x610	0,126	25
US061361CS000000	60	10	1"	410x670	0,131	20
US081361CS000000	80	10	1"	479x637	0,170	16
US101361CS000000	100	10	1"	485x756	0,200	12
US151461CS000000	150	10	1" 1/2	602x825	0,372	6
US201461CS000000	200	10	1" 1/2	602x1038	0,407	6
US301461CS000000	300	10	1" 1/2	602x1038	0,407	6

Vertical pressure expansion vessels with replaceable membrane.

Galvanized or painted steel flange.

Precharge pressure 2 bar.

Blue color upon request.

*without upper connection.

** max temperature 50°C.

MAXVAREM LS not CE (10 bar) -10 +99°C



Standard Code	Capacity	Max. Pressure	Connection	Dimensions	Packaging	Qty/pallet
	L	bar	inch	mm	m ³	n.
S3750461CS000000	750	10	1" 1/2	790x1925	1,300	1
S3N10H61CS000000	1000	10	2"	945x1913	1,900	1
S3N15H61CS000000	1500	10	2"	1150x2080	3,020	1
S3N20H61CS000000	2000	10	2"	1280x2080	3,720	1
S3N30L61CS000000	3000	10	2" 1/2 F	1250x2710	4,500	1

VERTICAL PRESSURE EXPANSION TANKS

MAXIVAREM LS CE INOX FLANGE -10 +99°C



VERTICAL

Standard Code	Capacity	Max. Pressure	Connection	Dimensions	Packaging	Qty/pallet
	L	bar	inch	mm	m ³	n.
US050361S4000000	50	10	1"	379x759	0,126	15
US060361S4000000	60	10	1"	379x825	0,131	15
US080361S4000000	80	10	1"	450x789	0,170	12
US100361S4000000	100	10	1"	450x910	0,200	12
US150461S4000000	150	10	1"1/2	554x1040	0,340	6
US200461S4000000	200	10	1"1/2	554x1250	0,407	6
US300461S4000000	300	10	1"1/2	624x1370	0,596	6
US500461S4000000	500	10	1"1/2	790x1460	0,900	1
US750461S4000000	750	10	1"1/2	790x1925	1,300	1
USN10H61S4000000**	1000	9.5	2"	945x1912	1,900	1
USN10H61S4099000	1000	8	2"	945x1912	1,900	1



HORIZONTAL

Standard Code	Capacity	Max. Pressure	Connection	Dimensions	Packaging	Qty/pallet
	L	bar	inch	mm	m ³	n.
US041361S4000000	40	10	1"	352x595	0,066	36
US051361S4000000	50	10	1"	410x610	0,126	25
US061361S4000000	60	10	1"	410x670	0,131	20
US081361S4000000	80	10	1"	479x637	0,170	16
US101361S4000000	100	10	1"	485x756	0,200	12
US201461S4000000	200	10	1"1/2	602x825	0,372	6
US301461S4000000	300	10	1"1/2	654x1188	0,407	6

Vertical pressure expansion vessels with replaceable membrane.

AISI304 stainless steel flange.

Precharge pressure 2 bar.

Blue color upon request.

*without upper connection.

** max temperature 50°C.

PLUSVAREM CE 16 bar HIGH PRESSURE TANK -10 +99°C



Standard Code	Capacity	Max. Pressure	Connection	Dimensions	Packaging	Qty/pallet
	L	bar	inch	mm	m ³	n.
S5008361CS0000000	8	16	1"	200x320	0,015	144
S5020361CS0000000	20	16	1"	250x509	0,038	56
S5050361CS0000000	50	16	1"	379x759	0,128	15
S5080361CS0000000	80	16	1"	450x789	0,17	16
S5100361CS0000000	100	16	1"	450x910	0,200	12
S5200461CS0000000	200	16	1"1/2	554x1250	0,407	6
S5300461CS0CE000	300	14	1"1/2	624x1370	0,596	6
S5500461CS0CE000	495	12	1"1/2	790x1460	0,900	1

Vertical expansion vessels for high pressure systems.

Galvanized or painted steel flange.

Precharge 2 bar.

Available with stainless steel flange on request (without CE marking), 25 bar on request.



AQUAVAREM

Aquavarem line from 8 to 430 liters. The Aquavarem tanks have a diaphragm membrane for potable water and an internal protection so that they can be used as pressure tanks for water booster systems and hot potable water.

PRESSURE TANKS WITH DIAPHRAGM MEMBRANE

- Maintenance free
- Butyl diaphragm
- Synthetic internal soft liner
- High resistance painting
- Stainless steel connection
- Precharge pressure 2 bar

5 YEAR WARRANTY



AQUAVAREM -10 +99 °C



VERTICAL

Standard Code	Capacity		Max. Pressure	Connection	Dimensions	Packaging	Qty/pallet
	L	bar					
UD0083FUS4000000	8	8	8	1"	200x300	0,02	84
UD0192FUS4000000	19	10	10	3/4"	252x460	0,03	56
UD0193FUS4000000	19	10	10	1"	252x460	0,03	56
UD0193FUS416B000	19	16	16	1"	252x460	0,03	56
UD0242FUS4000000	24	10	10	3/4"	290x460	0,04	63
UD0243FUS4000000	24	10	10	1"	290x460	0,04	63
UD0402FUS4000000	40	10	10	3/4"	320x571	0,06	30
UD0403FUS4000000	40	10	10	1"	320x571	0,06	36
UD0603FUS4000000	60	10	10	1"	380x760	0,12	15
UD1003FUS4000000	100	10	10	1"	450x805	0,17	12
UD1403FUS4000000	140	10	10	1"	450x1025	0,21	6
UD2003FUS4000000	200	10	10	1"	550x1076	0,33	6
UD2803FUS4000000	280	10	10	1"	550x1385	0,43	6
UD430VFUS4000000	430	10	10	1" 1/4"	630x1580	0,66	6



HORIZONTAL

UD0202FUS40BP000	20	10	10	3/4"	280x465	0,04	56
UD0203FUS40BP000	20	10	10	1"	280x465	0,04	56
UD0613FUS4000000	60	10	10	1"	451x665	0,11	20
UD1013FUS4000000	100	10	10	1"	498x700	0,16	12

AQUAVAREM SPARE PARTS

Standard Code	Description
ACBAS02000000000	KIT BASE AQUAVAREM 20 L HOR
ACBAS06100000000	KIT BASE AQUAVAREM 60 L HOR
ACBAS10100000000	KIT BASE AQUAVAREM 100 L HOR
ACGON06000000000	KIT GONNA PLASTICA AQUAV. 60-100-140 L VERT.
ACPIE02000000000	KIT PIEDI AQUAVAREM 20 L HOR
ACPIE06100000000	KIT PIEDI AQUAVAREM 60 L HOR

WATER LINE S/STEEL – AISI304

INOXVAREM CE -10 +99 °C



VERTICAL

Standard Code	Capacity	Max. Pressure	Connection	Dimensions	Packaging	Qty/pallet
	L	bar	inch	mm	m ³	n.
V2001860S4000000 *	1	8	1/2"	114x188	0,003	-
V2002860S4000000 *	2	8	1/2"	135x225	0,005	-
V2008260S4000000	8	8	3/4"	200x340	0,023	-
V2008360S4000000	8	8	1"	200x340	0,023	-
V2020360S4000000	20	8	1"	260x492	0,040	56
V2050360S4000000	50	8	1"	365x863	0,131	15
V2100360S4000000	100	8	1"	480x925	0,240	15
V2200460S4000000	200	8	1 1/2"	540x1280	0,400	8
V2300460S4000000	300	8	1 1/2"	635x1385	0,600	6
V2500460S4000000	500	8	1 1/2"	780x1450	0,900	1

INOXVAREM CE -10 +99 °C



HORIZONTAL

Standard Code	Capacity	Max. Pressure	Connection	Dimensions	Packaging	Qty/pallet
	L	bar	inch	mm	m ³	n.
V2H20360S40BP000	20	8	1"	274x497	0,040	56
V2051360S4000000	50	8	1"	365x655	0,104	25
V2101360S4000000	100	8	1"	480x745	0,200	15

Membrane expansion vessels made of AISI304 stainless steel with replaceable membrane.

Precharge 2 bar.

* Not replaceable membrane

WATER LINE GALVANIZED

ZINCVAREM LS CE -10 +99 °C



Standard Code	Capacity	Max. Pressure	Connection	Dimensions	Packaging	Qty/pallet
	L	bar	inch	mm	m ³	n.
SZ060361CS0000000	60	10	1"	379x825	0,131	15
SZ100361CS0000000	100	10	1"	450x910	0,200	12
SZ200461CS0000000	200	10	1 1/2"	554x1250	0,407	6
SZ300461CS0000000	300	10	1 1/2"	624x1370	0,596	1
SZ500461CS0000000	500	10	1 1/2"	790x1460	0,900	1

Expansion vessels, made of galvanized steel and replaceable membrane.

Precharge 2 bar.



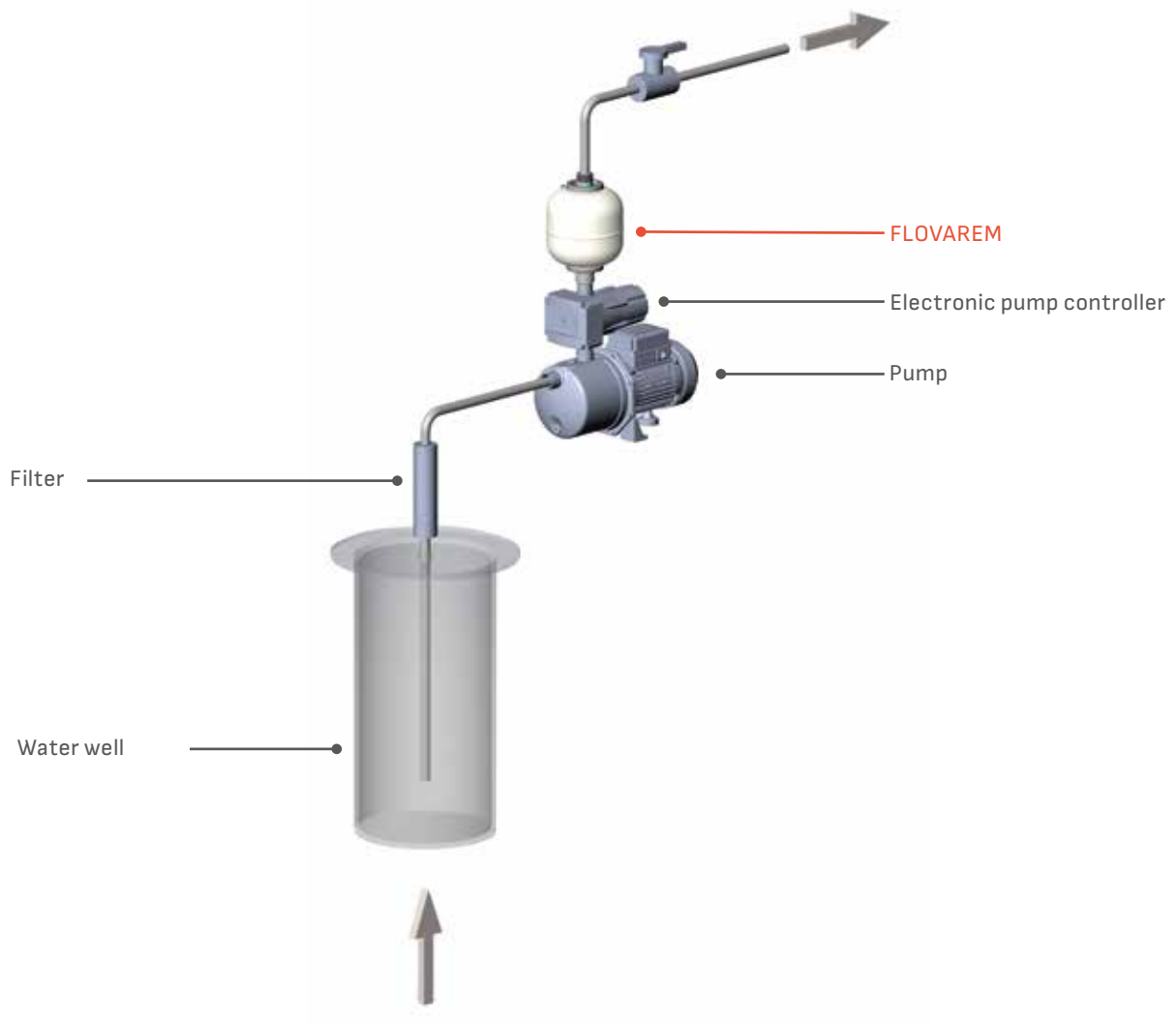
FLOVAREM

- Flow through tank
- Perforated through pipe
- Double hole membrane
- Male/female double inlet
- Max pressure 10 bar

FLOVAREM -10 +99 °C



Standard Code	Capacity	Max. Pressure	Connection	Dimensions	Packaging	Qty/pallet
	L	bar	inch	mm	m ³	n.
FOR ELECTRONIC PUMP CONTROLLER						
FV003323CS000000	3	10	1"M - 1"F	170x265	0,008	-
FV008323CS000000	8	10	1"M - 1"F	230x385	1,008	-



ELECTRONIC PUMP CONTROLLER WITH BUILT-IN 3 L PRESSURE TANK

TECHNICAL FEATURES

- Butyl membrane
- T. max 50 °C
- P. max 10 bar
- IP65
- 1" male connection

PROTECTION AGAINST

- Dry running
- water hammer
- overpressure
- frequent pump start-up

3 RESTART PRESSURES



Preload	1,5 bar	2 bar	2,5 bar
P minimum 1	1,4	1,8	2,3
P minimum 2	2	2,5	3
P minimum 3	2,6	3,2	4
TYPICAL APPLICATIONS	Jet centrifugal and peripheral pumps	Submersible pumps up to 5 bar	Submersible pumps up to 6 bar

Standard Code	Model
EV003363PL22MB00	BASIC 12A (single restart pressure)
EV003363PL26M000	PLUS 16A with gauge (3 restart pressures)
EV003363PL26MC01	TOP 16A with gauge and cables (not cabled)



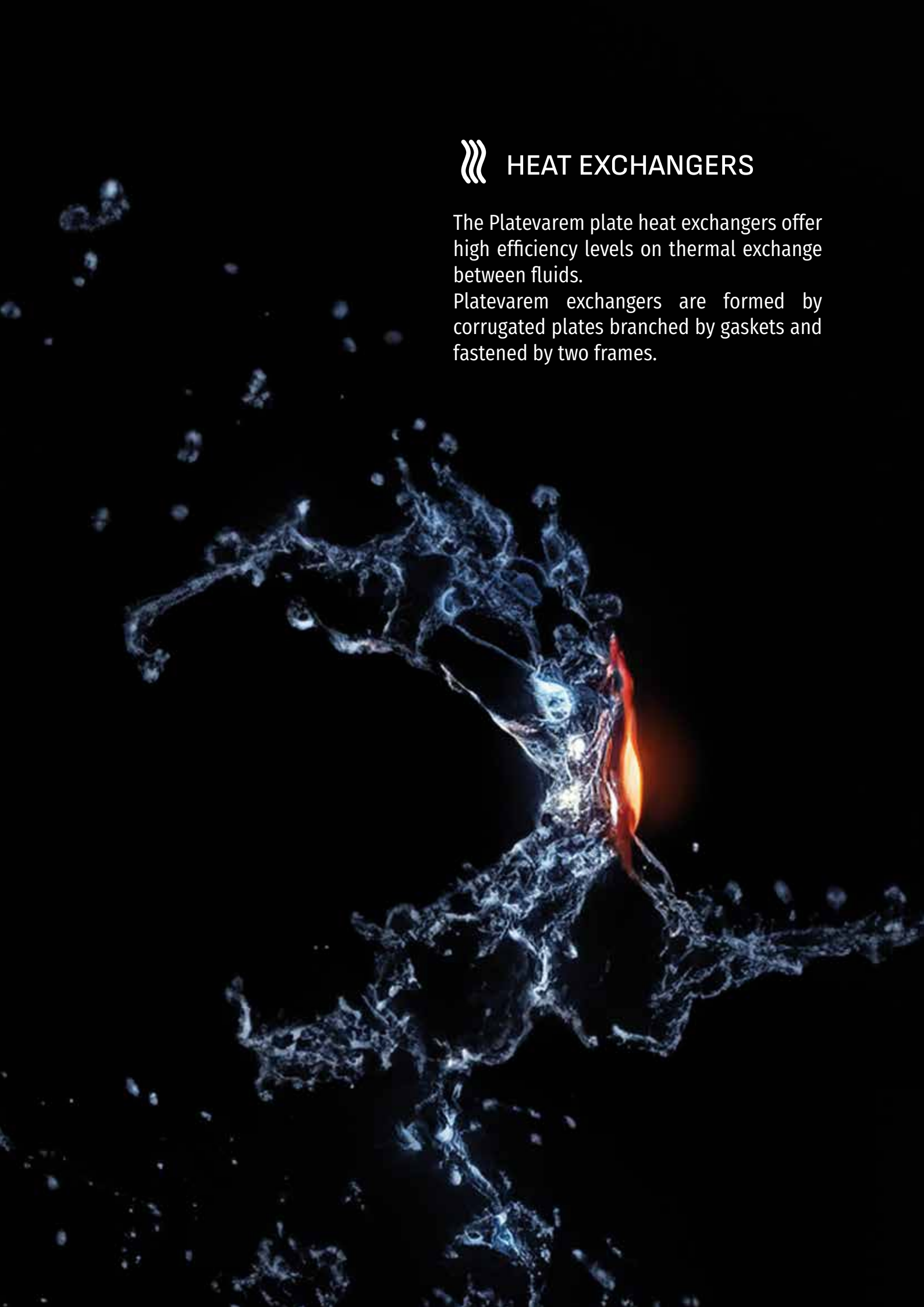




HEAT EXCHANGERS

The Platevarem plate heat exchangers offer high efficiency levels on thermal exchange between fluids.

Platevarem exchangers are formed by corrugated plates branched by gaskets and fastened by two frames.



SCHEME OF A SYSTEM WITH PLATE HEAT EXCHANGER

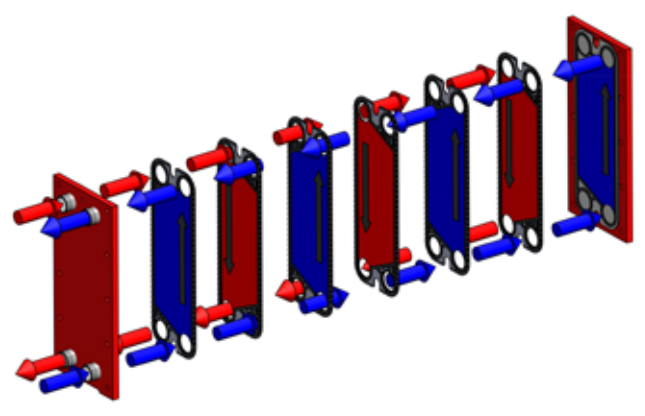
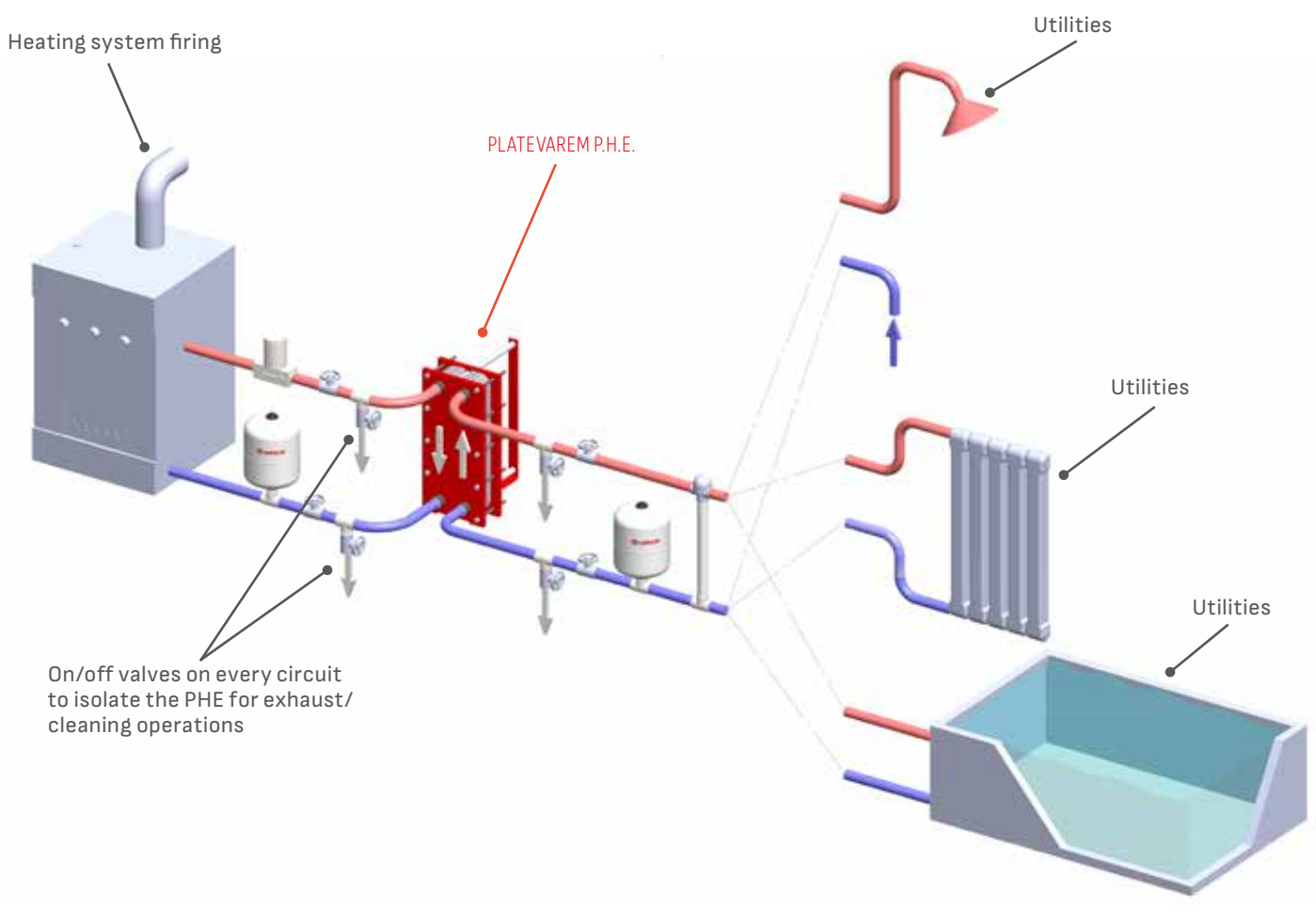




PLATE HEAT EXCHANGERS

PLATEVAREM MEDIUM K2

Part	10 bar		16 bar
	Number of plates	Standard Code	Standard Code
	9	K20093A111000000	K20093B111000000
	11	K20113A111000000	K20113B111000000
	13	K20133A111000000	K20133B111000000
	15	K20153A111000000	K20153B111000000
	17	K20173A111000000	K20173B111000000
	19	K20193A111000000	K20193B111000000
	21	K20213A111000000	K20213B111000000
	23	K20233A111000000	K20233B111000000
	25	K20253A111000000	K20253B111000000
	27	K20273A111000000	K20273B111000000
	29	K20293A111000000	K20293B111000000
	31	K20313A111000000	K20313B111000000
	33	K20333A111000000	K20333B111000000
	35	K20353A111000000	K20353B111000000
	37	K20373A111000000	K20373B111000000
	39	K20393A111000000	K20393B111000000
	41	K20413A111000000	K20413B111000000
	43	K20433A111000000	K20433B111000000
	45	K20453A111000000	K20453B111000000
	47	K20473A111000000	K20473B111000000
	49	K20493A111000000	K20493B111000000
	51	K20513A111000000	K20513B111000000
	53	K20533A111000000	K20533B111000000
	55	K20553A111000000	K20553B111000000
Frames		K20003A100000000	K20003B100000000



AISI 316 Stainless steel plates
Stainless steel socket
Plates min. 9 – max. 65

Plate with gasket		
Model	Standard Code	Description
K2 - MEDIUM	K2INIOS601000000	AISI 316 EPDM gasket MEDIUM first plate
	K2CENOS601000000	AISI 316 EPDM gasket MEDIUM central plate
	K2FINOS601000000	AISI 316 EPDM gasket MEDIUM end plate

Gasket		
Model	Standard Code	Description
K2 - MEDIUM	G2INIO01EK000000	First EPDM gasket MEDIUM
	G2CEN001EK000000	Central EPDM gasket MEDIUM
	G2FIN001EK000000	End EPDM gasket MEDIUM



PLATEVAREM LARGE K3

Part	10 bar		16 bar
	Numbers of Plates	Standard Code	Standard Code
	9	K3009HA111000000	K3009HB111000000
	11	K3011HA111000000	K3011HB111000000
	13	K3013HA111000000	K3013HB111000000
	15	K3015HA111000000	K3015HB111000000
	17	K3017HA111000000	K3017HB111000000
	19	K3019HA111000000	K3019HB111000000
	21	K3021HA111000000	K3021HB111000000
	23	K3023HA111000000	K3023HB111000000
	25	K3025HA111000000	K3025HB111000000
	27	K3027HA111000000	K3027HB111000000
	29	K3029HA111000000	K3029HB111000000
	31	K3031HA111000000	K3031HB111000000
	33	K3033HA111000000	K3033HB111000000
	35	K3035HA111000000	K3035HB111000000
	37	K3037HA111000000	K3037HB111000000
	39	K3039HA111000000	K3039HB111000000
	41	K3041HA111000000	K3041HB111000000
	43	K3043HA111000000	K3043HB111000000
	45	K3045HA111000000	K3045HB111000000
	47	K3047HA111000000	K3047HB111000000
	49	K3049HA111000000	K3049HB111000000
	51	K3051HA111000000	K3051HB111000000
	53	K3053HA111000000	K3053HB111000000
	55	K3055HA111000000	K3055HB111000000
	57	K3057HA111000000	K3057HB111000000
	59	K3059HA111000000	K3059HB111000000
	61	K3061HA111000000	K3061HB111000000
	63	K3063HA111000000	K3063HB111000000
	65	K3065HA111000000	K3065HB111000000
	67	K3067HA111000000	K3067HB111000000
	69	K3069HA111000000	K3069HB111000000
	71	K3071HA111000000	K3071HB111000000
	73	K3073HA111000000	K3073HB111000000
	75	K3075HA111000000	K3075HB111000000
	77	K3077HA111000000	K3077HB111000000
	79	K3079HA111000000	K3079HB111000000
	81	K3081HA111000000	K3081HB111000000
	83	K3083HA111000000	K3083HB111000000
	85	K3085HA111000000	K3085HB111000000
	87	K3087HA111000000	K3087HB111000000
	89	K3089HA111000000	K3089HB111000000
	91	K3091HA111000000	K3091HB111000000
	93	K3093HA111000000	K3093HB111000000
	95	K3095HA111000000	K3095HB111000000
	97	K3097HA111000000	K3097HB111000000
	99	K3099HA111000000	K3099HB111000000
	101	K3101HA111000000	K3101HB111000000
Frame		K3000HA100000000	K3000HB100000000



AISI 316 Stainless steel plates
Stainless steel socket
Plates min. 9 – max. 101

Model	Standard Code	Description
K3 - LARGE	K3INIOS601000000	First plate AISI316 with EPDM gasket LARGE
	K3CENOS601000000	Central plate AISI316 with EPDM gasket LARGE
	K3FINOS601000000	End plate AISI316 with EPDM gasket LARGE

Model	Standard Code	Description
K3 - LARGE	G3INI001EK000000	First EPDM gasket LARGE
	G3CEN001EK000000	Central EPDM gasket LARGE
	G3FIN001EK000000	End EPDM gasket LARGE


PLATEVAREM EXTRALARGE K4

Part	16 bar	
	Number of Plates	Standard Code
	21	K4021LB111000000
	23	K4023LB111000000
	25	K4025LB111000000
	27	K4027LB111000000
	29	K4029LB111000000
	31	K4031LB111000000
	33	K4033LB111000000
	35	K4035LB111000000
	37	K4037LB111000000
	39	K4039LB111000000
	41	K4041LB111000000
	43	K4043LB111000000
	45	K4045LB111000000
	47	K4047LB111000000
	49	K4049LB111000000
	51	K4051LB111000000
	53	K4053LB111000000
	55	K4055LB111000000
	57	K4057LB111000000
	59	K4059LB111000000
	61	K4061LB111000000
	63	K4063LB111000000
	65	K4065LB111000000
	67	K4067LB111000000
	69	K4069LB111000000
	71	K4071LB111000000
	73	K4073LB111000000
	75	K4075LB111000000
	77	K4077LB111000000
	79	K4079LB111000000
	81	K4081LB111000000
	83	K4083LB111000000
	85	K4085LB111000000
	87	K4087LB111000000
	89	K4089LB111000000
	91	K4091LB111000000
	93	K4093LB111000000
	95	K4095LB111000000
	97	K4097LB111000000
	99	K4099LB111000000
	101	K4101LB111000000
Frame		K4000LB100000000



AISI 316 Stainless steel plates
Stainless steel socket
Plates min. 21 – max. 141

Model	Standard Code	Description
K4 - EXTRALARGE	K4INIOS601000000	First plate AISI316 with EPDM gasket EXTRALARGE
	K4CENOS601000000	Central plate AISI316 with EPDM gasket EXTRALARGE
	K4FINOS601000000	End plate AISI316 with EPDM gasket EXTRALARGE

Model	Standard Code	Description
K4 - EXTRALARGE	G4INI001EK000000	First EPDM gasket EXTRALARGE
	G4CEN001EK000000	Central EPDM gasket EXTRALARGE
	G4FIN001EK000000	End EPDM gasket EXTRALARGE


BRAZED PLATE HEAT EXCHANGERS

BRAZEDVAREM KA




Number of plates	Standard Code	Connection	Applications			
			Heating		ACS	
			primary 80/70 °C	secondary 60/70 °C	primary 70/60 °C	secondary 10/50 °C
14	KA0142CBS6000000	3/4"	14 Kw		16 Kw	
16	KA0162CBS6000000	3/4"	16 Kw		18 Kw	
20	KA0202CBS6000000	3/4"	20 Kw		23 Kw	
24	KA0242CBS6000000	3/4"	24 Kw		27 Kw	
28	KA0282CBS6000000	3/4"	30 Kw		34 Kw	

BRAZEDVAREM KB



Number of plates	Standard Code	Connection	Applications			
			Heating		ACS	
			primary 80/70 °C	secondary 60/70 °C	primary 70/60 °C	secondary 10/50 °C
16	KB0163CBS6000000	1"	24 Kw		28 Kw	
24	KB0243CBS6000000	1"	35 Kw		42 Kw	
36	KB0363CBS6000000	1"	53 Kw		63 Kw	
50	KB0503CBS6000000	1"	74 Kw		88 Kw	
60	KB0603CBS6000000	1"	89 Kw		106 Kw	

BRAZEDVAREM KC



Number of Plates	Standard Code	Connection	Applications			
			Heating		ACS	
			primary 80/70 °C	secondary 60/70 °C	primary 70/60 °C	secondary 10/50 °C
20	KC0203CBS6000000	1"	30 Kw		31 Kw	
30	KC0303CBS6000000	1"	45 Kw		46 Kw	
40	KC0403CBS6000000	1"	60 Kw		62 Kw	
50	KC0503CBS6000000	1"	75 Kw		77 Kw	
60	KC0603CBS6000000	1"	90 Kw		93 Kw	
70	KC0703CBS6000000	1"	105 Kw		108 Kw	
80	KC0803CBS6000000	1"	120 Kw		124 Kw	
100	KC1003CBS6000000	1"	150 Kw		155 Kw	

Max pressure 30 bar.
Working temperature -190 +200°C.


BRAZEDVAREM KA DIMENSIONS


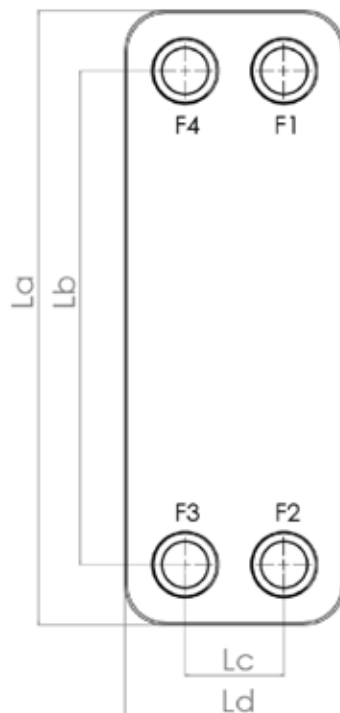
Standard Code	Number of plates	Socket	La (mm)	Lb (mm)	Lc (mm)	Ld (mm)	A (mm)	Weight (kg)
KA0142CBS6000000	14	3/4"	203	172	42	73	41,2	1,74
KA0162CBS6000000	16	3/4"	203	172	42	73	45,8	1,86
KA0202CBS6000000	20	3/4"	203	172	42	73	55	2,1
KA0242CBS6000000	24	3/4"	203	172	42	73	64,2	2,34
KA0282CBS6000000	28	3/4"	203	172	42	73	73,4	2,58

BRAZEDVAREM KB DIMENSIONS

Standard Code	Number of plates	Socket	La (mm)	Lb (mm)	Lc (mm)	Ld (mm)	A (mm)	Weight (kg)
KB0163CBS6000000	16	1"	311	250	50	111	45,8	3,38
KB0243CBS6000000	24	1"	311	250	50	111	64,2	4,42
KB0363CBS6000000	36	1"	311	250	50	111	91,8	5,98
KB0503CBS6000000	50	1"	311	250	50	111	124	7,8
KB0603CBS6000000	60	1"	311	250	50	111	147	9,1
KB0903CBS6000000	90	1"	311	250	50	111	216	13

BRAZEDVAREM KC DIMENSIONS

Standard Code	Number of plates	Socket	La (mm)	Lb (mm)	Lc (mm)	Ld (mm)	A (mm)	Weight (kg)
KC0203CBS6000000	20	1"	527	466	50	111	57	6,2
KC0303CBS6000000	30	1"	527	466	50	111	81	8,5
KC0403CBS6000000	40	1"	527	466	50	111	105	10,4
KC0503CBS6000000	50	1"	527	466	50	111	129	12,5
KC0603CBS6000000	60	1"	527	466	50	111	153	14,6
KC0703CBS6000000	70	1"	527	466	50	111	177	16,7
KC0803CBS6000000	80	1"	527	466	50	111	201	18,8
KC1003CBS6000000	100	1"	527	466	50	111	249	23

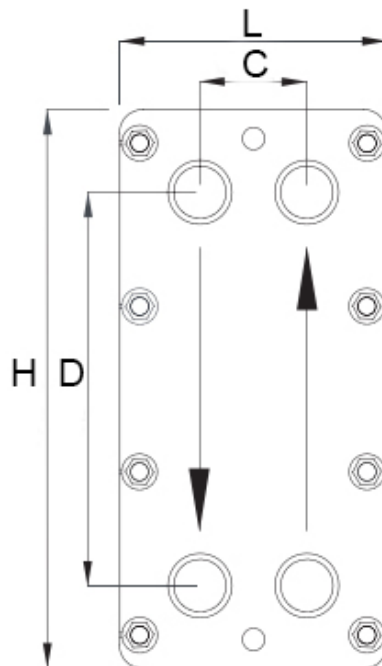


TECHNICAL FEATURES




OBJECT/MODEL	u.m.	MEDIUM		LARGE		EXTRA LARGE
		10 bar	16 bar	10 bar	16 bar	16 bar
DIMENSIONS						
L	mm	180	180	350	350	490
H	mm	475	475	855	855	1040
S (frame thikness)	mm	15	20	25	30	30
C	mm	59.5	59.5	140	140	223.5
D	mm	356	356	640	640	718
A (x plate nr)	mm	2.9	2.9	3.45	3.45	4.4
PLATES						
Surface	cm ²	320	320	1400	1400	2450
Thickness	mm	0.5	0.5	0.5	0.5	0.5
TIE RODS						
Diameter	mm	14	14	16	16	20
Maximum lenght	mm	500	500	1000	1000	1300
CARRYING BARS						
Diameter	mm	16	16	30	30	35
Maximum lenght	mm	500	500	1000	1000	1300
SOCKETS						
Diameter	M/F	1"1/4 M	1"1/4 M	2" M	2" M	4" FL
Lenght	mm	40	40	40	40	90
WEIGHT						
AISI 316 Plate	g	250	250	755	755	1350
Frame	Kg	22	27	103	124	250
TEST PRESSURE	bar	15	24	15	24	24
MAXIMUM WORKING TEMPERATURE						
With EPDM gasket	°C	150	150	150	150	150

MATERIALS: Plates: stainless steel AISI 316; gaskets: EPDM (NBR upon request); frame: steel coated with epoxy polyester;
 tie rod: galvanized carbon steel; sockets: MEDIUM, LARGE, EXTRALARGE stainless steel AISI 304



- Application
- Boiler power
- Primary circuit inlet
- Secondary circuit outlet
- Secondary circuit inlet
- Primary circuit outlet
- Primary flow
- Secondary flow
- Primary pressure drop
- Secondary pressure drop

		Kcal/H o Kw	_____
		°C	_____
	T1	°C	_____
	T2	°C	_____
	T3	°C	_____
	T4	°C	_____
		Litre/Hour	_____
		Litre/Hour	_____
		m.c.a.	_____
		m.c.a.	_____





**ACCESSORIES
AND SPARE PARTS**



SPARE MEMBRANES

Tank Capacity	TANK MODEL			
	INTERVAREM LS MAXIVAREM LS PLUSVAREM INOXVAREM	MAXIVAREM LR	SOLARVAREM	MAXIVAREM LC
	Item	Item	Item	Item
5	MB008S2P00000000	-	MB008S6S00000000	-
8	MB008S2P00000000	-	MB008S6S00000000	-
12	MB012S2P00000000	-	MB012S6S00000000	-
19	MB019S2P00000000	-	MB019S6S00000000	MB024S8P00000000
20	MB019S2P00000000	-	-	-
20 Plusvarem	MB019S7P00000000	-	-	-
20 Inoxvarem	MB020S7P00000000	-	-	-
24	MB019S2P00000000	-	-	MB024S8P00000000
25	MB019S2P00000000	-	MB019S6S00000000	-
40	MB040S2P00000000	-	MB040S6S00000000	-
50	MB060S2P00000000	MB050S4H00000000	MB060S6S00000000	MB060S8P00000000
60	MB060S2P00000000	MB060S4H00000000	MB060S6S00000000	MB060S8P00000000
80	MB080S2P00000000	MB080S4H00000000	MB080S6S00000000	MB080S8P00000000
100	MB080F2P00000000	MB080S4H00000000	MB080S6S00000000	MB080S8P00000000
100 sp. PA + Inoxvarem	MB080S2P00000000	-	-	-
150	MB150F2P00000000	MB150S4H00000000	MB150S6S00000000	MB150S8P00000000
200	MB200F2P00000000	MB150S4H00000000	MB200S6S00000000	MB200S8P00000000
250	-	MB200S4H00000000	-	MB200S8P00000000
300	MB300F2P00000000	MB200S4H00000000	MB300S6S00000000	MB300S8P00000000
400	-	MB300S4H00000000	-	MB300S8P00000000
500	MB500F2P00000000	MB500S4H00000000	MB500S6S00000000	-
600	MB500F2P00000000	-	-	-
700	-	MB500S4H00000000	-	-
750	MB750F2P00000000	-	-	-
1000	MBN10F2P00000000	MBN10F2P00000002	-	-
1500	MBN10F2P00000000	-	-	-
2000	MBN10F2P00000000	-	-	-
3000	MBN30S2P00000000	-	-	-











The membranes are made on synthetic rubber.

The membranes for water booster systems are potable water-proof certified.

The membranes for Solarvarem can resist up to 130° for short periods with solutions of water and glycol.












SPARE PARTS

MODEL	TANK MODEL	CONNECTOR	GALVANIZED STEEL	COATED STEEL	STAINLESS STEEL AISI 304	STAINLESS STEEL AISI 316
	5-12 lt.	3/4"	SPCFL512ZN200000	-	SPCFL512S4200000	-
	5-12 lt.	1" S	SPCFL512ZN300000	-	SPCFL512S4300000	-
	19-100 lt.	3/4"	SPCFL191ZN200H28	-	SPCFL191S4200000	-
	19-100 lt.	1"	SPCFL191ZN300000	-	SPCFL191S4300000	SPCFL191S6300000
	100 lt. Plusvarem	1"	SPCFL810ZN3P0000	-	-	-
	150-200- 300 lt.	1" 1/2	SPCFL230ZN4V0000	-	SPCFL230S4400000	SPCFL230S6400000
	200-300 lt. Plusvarem	1" 1/2	SPCFL230ZN4P0000	-	-	-
	500-750 lt.	1" 1/2	-	SPCFL575VE400000	-	-
	1000-2000 lt.	2"	-	SPCFLN12VEHE0000	-	-
	500 lt. Plusvarem	1" 1/2	-	SPCFL575VE4P0000	-	-
	750 lt. Plusv/CE	1" 1/2	-	SPCFL750VE4P0000	-	-
	500-750 lt.	1" 1/2	-	-	SPCFL575S4400000	SPCFL575S6400000
	1000-2000 lt.	2"	-	-	SPCFLN12S4HC0000	SPCFLN12S6HC0000
	500 lt.	1/2"	-	SPDIS575VE000000	-	-
	750 lt.	1/2"	-	SPDIS750VE000000	-	-
	1000-2000 lt.	2"	-	SPDISN12VE0C0000	-	-
	150-200 lt. Maxivarem	1" 1/2	SPCFL152ZN400000	-	SPCFL152S44C0000	-
	250-300-400 lt. Maxivarem	1" 1/2	SPCFL254ZN400000	-	SPCFL230S44R0000	-
	500-600-700 lt. Maxivarem	1" 1/2	SPCFL500VE400000	-	-	-
	100 lt.	1/2"	SPATT100ZN000000	-	SPATT100S4000000	SPATT100S6000000
	150-300 lt.	1/2"	SPATT153ZN0H0000	-	SPATT153S40H0000	SPATT153S6000000
	500-750-1000- 1500 lt.	1/2"	SPATT515ZN000000	-	SPATT510S4000000	SPATT752S6000000
	MEMBR. UPPER CONNECT.	2000 lt.	1/2"	SPATTN20VE000000	-	SPATTN20S4000000
	1/2" NUT WITH GASKET	100-2000 lt.	2"	SPTAP120ZN000000	-	SPTAP120S4000000



ACCESSORIES

MODEL	DESCRIPTION Minimum Q.ty	ITEM
Precharge valve	 20-24-40-50 lt (21 mm)	ACVALH21PR000000
	5-8-12-20 HP - 60 - 80 (27,5 mm)	ACVALH27PR000000
	100 - 750 lt	ACVAL200PR000000
	1000 ÷ 2000 lt	ACVALN10PR000000
5-way connector	 Lenght 72 mm	ACFIT5V100H72000
	Lenght 82 mm	ACFIT5V100H82000
	Lenght 92 mm	ACFIT5V100H92000
Pressure gauge	 0-6 bar Ø 50 - ¼" rear	ACMAND50PT006000
	0-6 bar Ø 50 - ¼" radial	ACMAND50RD006000
	0-10 bar Ø 50 - ¼" radial	ACMAND50RD010000
Valve + pressure gauge kit for Maxivarem LS	Pressure gauge 0-16 bar CE + Safety valve 9 bar CE 5 pcs/box	ACVALD50KT016000
Pressure switch	 V/M5 VAREM – monophase 10 pcs/box	ACPSWVM5MN000000
	V/PM5 ITALTECNICA – monophase 10 pcs/box	ACPSWPM5MN000000
	V/PT5 ITALTECNICA – three-phase 10 pcs/box	ACPSWPT5TR000000
	V/PM12 ITALTECNICA – monophase 10 pcs/box	ACPSWM12MN000000
	V/PT12 ITALTECNICA – three-phase 10 pcs/box	ACPSWT12TR000000
Flexible hose	 Lenght 60 cm, con curva M-F, 1" GAS	ACFLX003MF060000
	Lenght 80 cm, con curva M-F, 1" GAS	ACFLX003MF080000
	Lenght 100 cm, con curva M-F, 1" GAS	ACFLX003MF100000
Valve cap	 Black	ACCAP519NE000000
	Blue	ACCAP024BL000000
Plate for Extravarem LR/LC	 20/40-100 lt. black	ACCAP100NE000000
	 Capacity 2-40 lts	ACBRK24000000000
	 Capacity 5-40 l 3/4" GAS (plastic and steel)	ACBRK54000WLM000
	Capacity 5-40 l 3/4" GAS (steel, 210 mm)	ACBRK54000WLM001
	Capacity 5-40 l 3/4" GAS (steel, 270 mm)	ACBRK54000WLM002
	Capacity 5-10 l 1" GAS (steel, 270 mm)	ACBRK54000WLM004
Capacity 5-25 lts	ACBRK22500000000	

GENERAL CONDITIONS OF SALE

Art. 1 - Scope and Object

- These General Conditions of Sale govern all current and future sales contracts (hereinafter also named the "Contracts") between Varem S.p.A. (hereinafter the "Company") and the customer of Varem S.p.A. (hereinafter the "Purchaser") (jointly, the "Parties") and are understood to be known and accepted in all their parts at the time of the conclusion of the contract and, in any case, upon sending the Order Confirmation signed by Buyer to the Company.
- These govern the offer, forwarding and acceptance of purchase orders for goods and / or services (the "Products") directly from the Company to the Buyer.
- Any clause, printed or handwritten on orders, as well as any correspondence with the Buyer, where in contrast with these General Conditions of Sale, is to be understood as void, except as provided for in the following articles.

Art. 2 - Conclusion of the contract

- The Contract is concluded by sending the order confirmation (hereinafter the "Order Confirmation") to the Company, duly signed by the Buyer, in digital and / or paper format, according to the instructions agreed between the parts. The order confirmation document to be signed will be sent to the Purchaser by the Company and will contain the indication of the Products, as well as any further aspect of the negotiations, which may also have a derogatory content with respect to these General Conditions of Sale.
- The order confirmation contains the reference to the General Conditions of Sale, available on the website www.varem.it, which are understood to be known and accepted at the time of signing, pursuant to art. 1341, co. 1 c.c.
- The Contract is always considered concluded at the Company's domicile, regardless of the place where the order is actually taken.
- The purchase orders that the Purchaser sends to the Company through sales agents or other intermediaries, however named, are always subject to the Company's approval reserve, which will take place by sending the Order Confirmation.
- The Purchaser, upon receipt of the Order Confirmation, is required to verify all the data contained therein and to immediately communicate in writing, before signing, any discrepancies with the order given.
- In case of discrepancy between the text of the Order Confirmation signed by the Parties and any other text of offers and / or orders, even if subsequent, the Order Confirmation will prevail over these.
- The Order Confirmation is intended in any case to be accepted by the Buyer if there are no complaints within a maximum period of 15 (fifteen) days from the date of transmission of the confirmation.
- The Parties agree in any case that the fulfillment of orders admits a tolerance of $\pm 10\%$ on the overall quantity ordered, unless otherwise agreed which must be explicitly reported on the Order Confirmation, without this giving rise to price changes.

Art. 3 - Shipping of materials

- Product shipments are made by the Company, according to the methods set out in the Order Confirmation, in the absence of a different agreement resulting from the same.
- In the event that the collection of the Products is carried out by the Purchaser, the latter undertakes to collect them from the Company's warehouses on the communicated date of making them available. In this case, the Purchaser is in any case required, before sending the means of transport for the collection of the Products, to agree at least 2 days in advance with the Company on the details of time and place for the collection.
- After 5 (five) days from the date of making the Products available for collection without the Purchaser having collected, the Company reserves the right to ship the Products to the Purchaser charging him the related costs.

Art. 4 - Transfer of ownership and risks

- Unless otherwise agreed resulting from the Order Confirmation, the ownership of the Products is transferred from the Company to the Buyer upon delivery to the carrier or forwarder. With this delivery, the Company is free of any risk of perishing or damage to the Products pursuant to art. 1510, co. 2 of the Italian Civil Code. Therefore, any inconveniences resulting from travel breakdowns, railway or naval problems or stops of any kind cannot be attributed to the Company.
- In any case, the Company is not liable for damage to the Products deriving from incorrect conditions of the load.

Art. 5 - Packaging

- The Company provides the packaging according to experience and uses.
- The use of special packaging, or the exclusion of the packaging, must be specifically requested by the Buyer during the negotiations and must be shown in the Order Confirmation. If this is the case, the Buyer's requests will be subject to a separate economic negotiation.

Art. 6 - Delivery terms

- The terms of preparation, shipping and / or delivery resulting from the Order Confirmations are indicative and do not constitute any legally binding term. Any delays will in no case give rise to the Buyer the right to compensation for damages or to the termination, even partial, of the contractual relationship.
- Should there be a situation of lack of raw materials, lack of electricity, machinery breakdowns, interruptions to transport services, staff agitation, public disasters and for any other hypothesis of supervening impossibility of the performance not attributable to the Company, this is to be understood free from any responsibility for non-delivery or delayed delivery.

Art. 7 - Payment conditions

- Payment for the supplies of the Products must be made net of all expenses, bills and taxes within the terms agreed and reported in the Order Confirmation.
- The place of payment is understood to be conventionally determined at the Company's domicile, even in the case of issuance of bills of exchange or receipts.
- Failure or delayed payment of invoices by the Buyer will result in the immediate application of default interest conventionally determined in the measure of the "prime rate" plus 3 (three) percentage points. The Buyer's default cases will also determine the Company's right to demand advance payment of any other invoice pending with the Buyer, as well as the right to suspend or cancel the execution of the other contracts in course without the latter being able to make claims for compensation or indemnities.

Art. 8 - Prices

- The prices agreed in the Order Confirmation are intended per single piece, net of any charges and, unless otherwise specified, ex works of the Company.
- Any change in costs and, in particular, in raw materials and / or labor, which significantly affect the price of the Product occurring during the execution of the Contract gives the right to a proportional revision of the price. This revision remains the faculty of the Company even in the event that the changes occur beyond the deadline for delivery, where this has been extended at the request of the Buyer.

Art. 9 - Complaints

- Complaints on the quality and / or quantity of the goods and / or for goods that do not correspond to what is specified in the Order Confirmation must be formulated upon receipt of the Products, mentioning the differences found on the transport document, and must be subsequently confirmed by registered letter within 10 (ten) days of receipt.

- If the complaint is timely and well-founded, the Company is only required to replace and / or integrate the Products recognized as not corresponding, delivering such goods to the same place provided for the delivery of the original supply, subject to its return where necessary.
- Using the hypothesis referred to in the previous point, the Buyer will not be able to exercise any right of withdrawal and / or termination of the contract.
- The submission of a well-founded complaint does not, in any case, give the Buyer the right to suspend payment of the price indicated on the invoice for the disputed goods.

Art. 10 - Warranty

- The goods covered by this Agreement are guaranteed for 2 (two) years from the date of delivery, provided they are used correctly and in accordance with the instructions provided by the seller.
- In particular, the guarantee does not apply in the event that the defect is attributable to a use of the product other than that for which it is intended and / or in the event that a pressure tank has exceeded its pressure limits and / or temperatures indicated in the technical specifications of each Product. It should be noted that all the precharge pressures are intended with a tolerance of ± 0.2 bar for the first 6 (six) months from the date of production.
- Defective Products must be returned to the Company on Incoterm DDP Limena (PD) Italy plant. The shipment will be made ex wholesaler of the Company.
- For defective Products, in addition to the cost of the non-compliant product, no extra costs incurred by the Purchaser will be recognized (such as, but not limited to, assembly, disassembly, transport, labor, etc.).
- The Company reserves the right to make, without the need for any notice, any changes that in its sole discretion represent an improvement of the Product.

Art. 11 - Limitation of liability

- Apart from cases of willful misconduct or gross negligence, the Company will in no way be liable to the Purchaser for any direct or consequential damages that may arise from the purchase of the Products.
- The Company cannot be held responsible in any way for the Purchaser's compliance with the regulations in force in the country where the products are installed.
- The Company is not liable for typographical or translation errors reported in the price list data.

Art. 12 - Preservation of the effects of the contract provisions

- Should a provision of these General Conditions of Sale be deemed invalid or unenforceable, for any reason and to any extent, such invalidity or inapplicability will not affect or invalidate in any way the remaining provisions. The application of such the clause will in any case be valid to the maximum extent permitted by law.

Art. 13 - Applicable law and competent court

- These General Conditions of Sale are governed by Italian law and interpreted on the basis of it. The interpretation, execution and termination of the General Conditions of Sale are subject exclusively to Italian law.
- Any disputes inherent and / or consequent to the same must be resolved exclusively by the Italian judicial authority. Where the Purchaser does not hold the status of Consumer, they will be the exclusive competence of the Court of Padua.

Art. 14 - Data processing

- The Purchaser's data are processed in accordance with the provisions of the legislation on the protection of personal data, as specified in the appropriate section of the website www.varem.it, containing the information pursuant to art. 13 of EU Regulation 2016/679 (General Data Protection Regulation).

These General Conditions of Sale were drawn up on 31.01.2022

CERTIFICATIONS



CERTIFICATO ◆ CERTIFICADO ◆ CERTИФИКАТ ◆ 認證證書 ◆ CERTIFICATE ◆ ZERTIFIKAT



CERTIFICATO

CERTIFICATE

L'Ente di Certificazione TÜV Italia Srl
Organismo Notificato 0948 Direttiva Attrezzature a Pressione
The Certification Body of TÜV Italia Srl
Pressure Equipment Directive 0948 Notified Body

certifica che
certifies that

VAREM S.P.A.
Sede legale e operativa: Via Sabbioni 2 I-35024 Bovolenta (PD)
Sede operativa: Via del Santo 207 I- 35010 Limena (PD)

ha realizzato, gestisce e mantiene un sistema qualità come descritto nella Pressure Equipment Directive 2014/68/UE Allegato III Modulo D1
has implemented, operates and maintains a quality system as described in the Pressure Equipment Directive 2014/68/UE Annex III Module D1

per il seguente campo di applicazione
for the scope of approval

Progettazione e fabbricazione di vasi di espansione e autoclavi (prodotti specificati in allegato)
Design and manufacture of Expansion vessels and Pressure tanks (products specified in the attachment)
 Il rapporto finale No. AR-PED-2023-722332816 comprova che il sistema qualità soddisfa i requisiti della Pressure Equipment Directive (2014/68/UE)
Evidence that the quality system satisfies the Pressure Equipment Directive (2014/68/UE) requirements is documented in Assessment Report No.: AR-PED-2023-722332816

Il fabbricante è pertanto autorizzato ad apporre sull'attrezzatura a pressione, nell'ambito del suddetto campo di applicazione del sistema qualità, il seguente numero identificativo dell'Organismo Notificato (marchio CE come illustrato):
The manufacturer is, therefore, authorized to provide the pressure equipment manufactured within the scope of the assessed quality system with the below listed Notified Body identification number (following the product's CE marking as illustrated):

CE 0948

Certificato No. / Certificate No.: PED-0948-QSD1-391-14 Rev.4

Data emissione / Issue date: 04/12/2023 Data 1ª emissione / First issue date: 21/02/2012 Data scadenza / Expiry date: 03/12/2026	TÜV ITALIA Srl Organismo Notificato No. 0948 Notified Body No. 0948
---	--


 PRD N° 081B
Membro degli Accordi di Mutual Recognition
 EA, ILAC, IAF and ILAC Mutual Recognition Agreements




Alberto Carelli
 Industry Service - Real Estate & Infrastructure
 Managing Director

PPE-02-4638_07_04 2019/10/19

TÜV Italia • Gruppo TÜV SÜD • Viale Fulvio Testi, 280/8 • 20129 Milano • Italia • www.tuv.it



contacts

Varem s.p.a.
www.varem.com
varem@varem.com
tel. +39 049 8840322
fax +39 049 8841399
P. Iva IT 01010270286

Limena plant - Headquarters
via del Santo 207, I-35010 Limena (PD)
Italy
45° 27' 43.93" N, 11° 15' 12.44" E

Bovolenta plant - registered office
via Sabbioni 2, I-35024 Bovolenta (PD)
Italy
45° 16' 02.49" N, 11° 55' 51.49" E