

OUTDOOR FITNESS EQUIPMENTS TECHNICAL SPECIFICATIONS AND DESIGN

1. Carrier main bodies of all tools included in the set include Ø min.139 mm. diameter and min.3 mm. It shall be manufactured from wall thickness of metal pipe.
2. Load bearing and moving parts connected to the main body are Ø 60-89 mm in diameter and 3 mm. It shall be manufactured from wall thickness of metal pipe.
3. Non-moving accessory parts connected to the main body Ø 33 in diameter and 3 mm. It shall be manufactured from metal pipe in the wall thickness in the dimensions above the attached technical drawings.
4. The main body and all parts to be fixedly connected to the body shall be manufactured in such a way that all fixed parts other than the moving parts to be welded to each other by gas welding method shall form a single body.
5. Bearing type bearings which are not affected by weather conditions shall be used in moving parts and shall be provided with double bearing and hinge mechanisms in which the bearings are hidden.
6. Mechanisms shall be produced in a closed system in such a way as to prevent interference during normal use.
7. All joint designs shall be designed to prevent weld tears and unilateral loads.
8. Pipes shall not be crushed in order to fully connect the pipes welded to the joint hubs. When the core and pipe connections are made, the dovetail will be opened to the appropriate radius and the pipes will be welded all around.
9. All products of the handle, seat, backrest, mounting cover, slewing and armrest and footprint parts of polyethylene material resistant to ultraviolet rays Rotation or blowing plastic method will be made of colored or self-twisted industrial pipes.
10. The pullers shall be fitted with colored pullers made of rubber / plastic tightened so that they cannot be removed by themselves and cannot be removed by the user.
11. All the tools that make up the set shall have written and illustrated instructions for use indicating the purpose and how to use the relevant tool.
12. Each of the instruments constituting the set shall be packaged in such a way as to prevent wear during transportation.
13. All moving parts shall be designed to allow replacement in the event of a fault and the parts shall be replaced without being subjected to deformation.
14. Carrier main pipe flange sheets of all products shall be covered with polyethylene anchor caps.
15. Shapes of outdoor sports equipment shall be in the technical drawing or similar attached.
16. All sheet materials used in the products will be laser cut.
17. Polyethylene pipe closures covering the upper part of the carrier main pipes shall be produced as hemispherical and by injection method with reinforcements added in order to increase the strength in the inner upper part.
18. The dimensions in the technical specification and drawings are the minimum dimensions and the maximum dimensions are released.
19. All products will be TSE certified.

ELECTROSTATIC POWDER OVEN PAINT AND SANDBLASTING

20. All metal parts shall be sand blasted in accordance with the following standards for surface cleaning before painting.

21. After the sandblasted material is coated with polyester based powder paint which prevents the metal from heating up in the electrostatic system, the painting process will be completed by baking in the oven at a temperature of 180-200 degrees for 15-20 minutes.

22. Sandblasting process before electrostatic paint; GL 80 type steel grids with 4-5 minutes. Surface cleaning process will be applied by sanding throughout.

TECHNICAL SPECIFICATIONS

1.SITTING AND STANDING WAIST STRETCHING EQUIPMENT(TRIPLE)

- Carrier pipes shall be manufactured from at least 139mm diameter and 3mm wall thickness of 1200mm length pipe. The product can be manufactured as single main body or three separate parts upon request.
- The parts connected to the main body shall be at least 90 mm in diameter and 3 mm in wall thickness and the movable parts shall be manufactured in 60 mm in diameter and 3 mm in thickness.
- In order to support the user with their hands while working, a colored handle made of polyethylene material or a circularly bent handle made of 33 mm diameter and 3 mm thick pipe shall be mounted to the main body.
- There shall be an internal stop system on the movable part and a foot-standing platform made of 3 mm thick pipe with a diameter of 60 mm and a polyethylene seat produced by inflating technique.
- In two standing waist operating stations, rotating platforms shall be manufactured from embossed sheet with a thickness of 3 mm and a diameter of 300 mm to prevent the user from sliding his feet. The circular edge of the turntable shall be reinforced with 3 mm thick 16 mm wide metal material.
- Six 6205 2RS bearings will be used in the product.
- Main body flashes shall be manufactured from 8 mm thick 300x300 mm ST37 sheet metal with laser cut and reinforced with 5 mm thick flag sheets in order to increase flange strength.



PRODUCT SIZES

Width: 138 Length: 138 Height: 133

2- STEP BICYCLE EQUIPMENT

- Carrier pipes shall be manufactured from at least 139mm diameter and 3mm wall thickness of 1300mm length pipe. The product can be produced in one piece or two pieces upon request.
- Parts connected to the main body are at least 90 mm in diameter and 3 mm in wall thickness.
- The holding part shall be made of colored handle made of polyethylene material or special twisted pipe of 33 mm diameter and 3 mm thickness and the upper part of the main carrier pipe shall be covered with polyethylene cover produced by injection technique.
- Cycling tool seat shall be made of polyethylene material by inflation or method.
- Stepper movable part shall be welded and fixed from 2 pieces of 8mm thick sheet metal to the movable hub. Two 60 mm diameter, 40 mm high rubber stopping wedges would be used in the moving part.
- The product will use four 6205 2RS two 6006 2RS two 30x55 mm tapered roller bearings. The movable part of the bicycle pedal shall be secured by a tapered roller bearing. The bicycle pedals will be two pieces of polyethylene material and the movable part will be ball bearing.
- Stepping feet shall be made of self-colored plastic material. Under the stands, 5mm thick support sheet shall be welded.
- Main body flashes will be manufactured from 8 mm thick 300x300 mm ST37 sheet metal with laser cut and will be reinforced with 5 mm thick flag sheets in order to increase its strength.



PRODUCT SIZES

Width: 53 Length: 157 Height: 143

3.BAR PULL EQUIPMENT (TRIPLE)

- The product will be produced in three stations. The product will have one leg strengthening, one pull-up and one abdominal training station.
- Carrier pipes shall be manufactured from at least 139mm diameter and 3mm wall thickness of 2000mm length pipe.
- Moving parts connected to the main body are at least 60 mm in diameter and 3 mm in wall thickness.
- Pull-out sling arms and armrest support pipe shall be manufactured from 60 mm diameter and 3 mm wall thickness pipe as specially bent.
- The components connected to the body shall be mounted with a 5 mm thick 140 mm clamp.
- 6205 2RS Ball Bearings will be used for moving U-joint hubs.
- The movable weight part in the leg strengthening station shall be manufactured from full metal material with a diameter of 60 mm.
- Seat and backrest and armrest plastics shall be made of self-colored polyethylene material. The upper part of the main carrier pipe shall be closed with a plastic plug.
- Colorful rubber handles will be attached tightly to all handles on the product.
- Main body flashes will be manufactured from 8 mm thick 300x300 mm ST37 sheet metal with laser cut and will be reinforced with 5 mm thick flag sheets in order to increase its strength.



PRODUCT SIZES

Width: 156 Length: 165 Height: 206

4.DUAL SWING EQUIPMENT

- Carrier pipes shall be manufactured from at least 139mm diameter and 3mm wall thickness of 1200mm length pipe. The upper part of the carrier main body shall be closed with the pipe cover produced by injection molding of polyethylene material.
- Moving parts connected to the main body are at least 60 mm in diameter and 3 mm in wall thickness.
- 6007 2RS Bearings will be used in each of the moving joint hubs. Moving parts shall be manufactured by bending 60mm diameter and 3mm thickness pipe.
- It will be manufactured from polyethylene material produced with handle blowing technique or from 33 mm diameter and 3 mm thick pipe as special twisted.
- There will be 4 foot-pedals produced by injection molding method made of fiber-blended polyethylene material in the footprint section. Patterned edges shall be raised in order to prevent the foot from sliding, the stand shall be fixed to a sheet of 5mm thickness.
- The moving shaft, which is connected to the main body, will be fixed by welding all around as a single piece and 4 pieces of 6007 2rs bearings will be used in moving parts.
- Main body flashes will be manufactured from 8 mm thick 300x300 mm ST37 sheet metal with laser cut and will be reinforced with 5 mm thick flag sheets in order to increase its strength.




PRODUCT SIZES

Width: 44 Length: 129 Height: 133

5. WRIST AND ARM EXERCISE EQUIPMENT

- Carrier pipes shall be manufactured from at least 139mm diameter and 3mm wall thickness of 1100 mm length pipe. The upper part of the main body of the carrier shall be closed with the pipe cover produced by injection molding of polyethylene material.
- Moving parts connected to the main body are at least 60 mm in diameter and 3 mm in wall thickness.
- 6205 2 RS type bearings shall be used in each swivel hub.
- Connection pipes shall be manufactured from 60 mm diameter pipe in a twisted manner to give aesthetic appearance. Connection pipes shall be produced easily with 5mm thick sheets.
- Sleeve slewing discs shall be made of polyethylene material in a sturdy and aesthetic structure. There will be a spinning top to facilitate holding on the movable surface and there will be circular reliefs on the whole surface.
- Main body flashes will be manufactured from 8 mm thick 300x300 mm ST37 sheet metal with laser cut.



PRODUCT SIZES

Width: 104 Length: 116 Height: 146

6. LEG PUSH EXERCISE EQUIPMENT

- Carrier pipes shall be manufactured from at least 139 mm diameter, 1800 mm length and 3 mm wall thickness pipe.
- Movable parts connected to the main body shall be produced in minimum 60 mm diameter and 3 mm wall thickness and in one piece with special twist.
- 6205 2RS Ball Bearings will be used for moving U-joint hubs. Foot support assembly welded to the body shall be manufactured in a aesthetic and robust structure as twisted from 33mm diameter pipe.
- 60 mm diameter, 40 mm high rubber impact wedges shall be placed on the body pipe in order to eliminate the risk of moving parts to crash into the body.
- Seats, backrests and handpieces shall be made of self-colored polyethylene material.
- There will be special twisted handles with a diameter of 33 mm and a thickness of 3 mm connected to the moving parts on both sides for the user to get support while working.
- Footstep shall be manufactured from special twisted pipe of 33mm diameter and 3mm thickness.
- Main body flashes will be manufactured from 8 mm thick 300x300 mm ST37 sheet metal with laser cut and 4 flag sheets will be welded in order to increase flange strength.



PRODUCT SIZES

Width: 80 Length: 200 Height: 190

7. LEG STRETCHING EQUIPMENT

- Carrier pipes shall be manufactured from at least 139mm diameter and 3mm wall thickness of 1200mm long pipe and the upper part of the carrier main body shall be closed with the pipe cover produced by injection molding of polyethylene material.
- Movable parts connected to the main body shall be manufactured with a minimum diameter of 60 mm and a wall thickness of 3 mm.
- For the connection of movable joints on the main body; In order to increase the strength, 60 mm diameter and 3 mm wall thickness pipe shall be fixed by welding as one piece by drilling holes on the surface of the upper part of the main body of diameter 139 mm.
- Hand grip area should be made of ergonomically designed polyethylene material or 34x3 mm special twisted pipe which can be used by two people from one center.
- 6006 2RS Bearings will be used in each of the movable joint hubs. Moving parts shall be manufactured by bending 60 mm in diameter and 3 mm in thickness in accordance with the pipe.
- In order to eliminate the risk of moving parts hitting the body, two 60 mm diameter, 40 mm high rubber stopping wedges shall be placed on the body pipe.
- There will be 4 foot-pedals produced by injection molding method made of fiber-blended polyethylene material in the footprint section. The foot shall be patterned to prevent slipping, the footrest shall be fixed to a sheet of 5mm thickness.
- Main body flashes will be manufactured from 8 mm thick 300x300 mm ST37 sheet metal with laser cut and will be reinforced with 5 mm thick flag sheet order to increase its strength.




PRODUCT SIZES

Width: 44 Length: 137 Height: 133

8.CRUNCHES EQUIPMENT

- Carrier pipes shall be manufactured from at least 139mm diameter 660 mm length and 3mm wall thickness pipe and the upper part of the carrier main body shall be closed with the pipe cover produced by injection molding of polyethylene material.
- 33 mm diameter pipe will be given appropriate twist to create a holding place. The top of the carrier pipe shall be covered with a plastic plug.
- Carrier pipes shall be manufactured from 90mm diameter and 3mm thickness pipes.
- Tilt frame shall be manufactured from 60 mm diameter and 3 mm wall thickness pipe, and parts connected to the main body shall be manufactured from 90 mm diameter and 3 mm thickness material, and the edges of the tilting sheet shall be 2 mm thick with special bending.
- 5 mm sheet metal clamps will be used to secure the tilters to the main body.
- The product shall be designed to be able to perform 2 sit-ups and push-ups at the same time.
- Main body flashes will be manufactured from 8 mm thick 300x300 mm ST37 sheet metal with laser cutting.



PRODUCT SIZES

Width: 124 Length: 124 Height: 90

9. DOUBLE WALKING EQUIPMENT

- Carrier pipes shall be manufactured from 1300 mm long pipe with a diameter of at least 139mm and wall thickness of 3mm and the upper part of the carrier main body shall be closed with the pipe cover produced by injection molding of polyethylene material.
- Moving parts connected to the main body are at least 60 mm in diameter and 3 mm in wall thickness.
- Footstep shall be manufactured from 40x80 mm profile with a length of 1500 mm, and as a footstep, a colorful foot made of plastic material shall be installed.
- Joint connection pipes in the moving part of the walking system shall be manufactured from 60 mm diameter and 3 mm thick pipes. 60 mm joint connection pipes shall be welded to the joint connections from the top and bottom. Joints 6205 2 RS and 6006 2RS bearings will be used. Special twisted pipes of 33 mm diameter and 3 mm thickness shall be welded to the upper joint connections of the holders, shall be reinforced with a flag sheet of 5 and colored rubber handles shall be attached to the hand grips.
- Main body flashes will be manufactured from 8 mm thick 300x300 mm ST37 sheet metal with laser cut and 4 flag sheets will be welded in order to increase flange strength.



PRODUCT SIZES

Width: 66 Length: 150 Height: 164

10. SINGLE WALKING EQUIPMENT

- Carrier pipes shall be manufactured from at least 139 mm diameter and 3 mm wall thickness of 1200 mm length and the upper part of the carrier main body shall be closed with the pipe cover produced by injection molding of polyethylene material.
- The moving parts connected to the main body shall be manufactured from special twisted metal material with a minimum diameter of 60 mm and wall thickness of 3 mm and two 6006 2RS bearings shall be used in the moving parts.
- The joint connection pipes in the moving part of the walking system shall be manufactured from 60 mm diameter and 3 mm thick pipes with special twist.
- Joints shall be manufactured in such a way that connections are made on both sides of the 140mm pipe in order to prevent welding tears and unilateral loads.
- Foot-pedals produced by injection method made of fiber-blended polyethylene material will be used in the foot-step and foot-foot pedals will be mounted by boiling 5 mm thick support sheet underneath.
- The handles shall be manufactured from 42 mm diameter pipe and welded to special twisted and carrier body pipes, and shall be reinforced with flag plate in order to increase the durability.
- Main body flashes will be manufactured from 8 mm thick 300x300 mm ST37 sheet metal with laser cut.



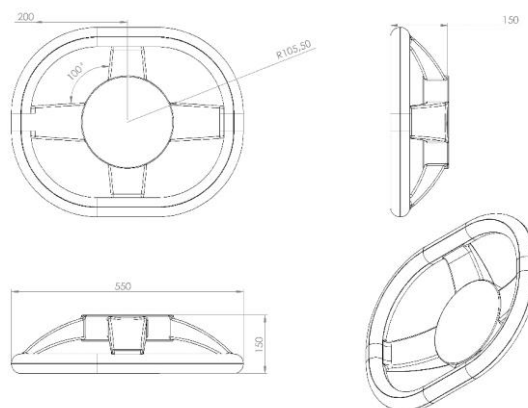
PRODUCT SIZES

Width: 59 Length: 130 Height: 133

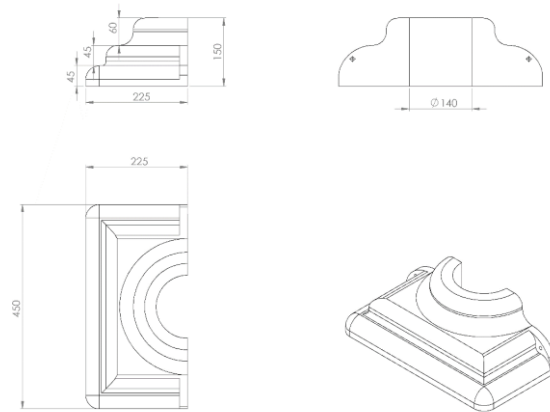
PLASTIC PARTS

The parts stated in the technical drawings of the products shall be manufactured from polyethylene material.

POLYETHYLENE HANDLE

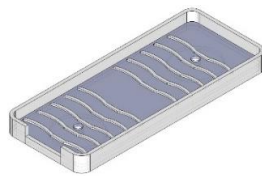


POLYETHYLENE ANCHORAGE COVER

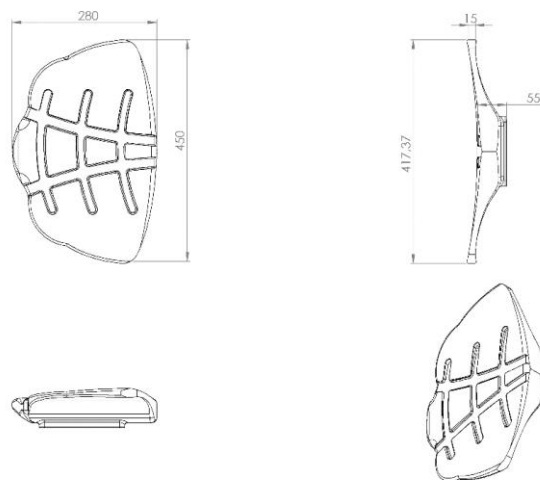


SINGLE FOOT PRESSING PEDAL

The foot pedal shall be produced by blowing method of glass fiber blended polyethylene material. There will be sets to prevent the feet from slipping.



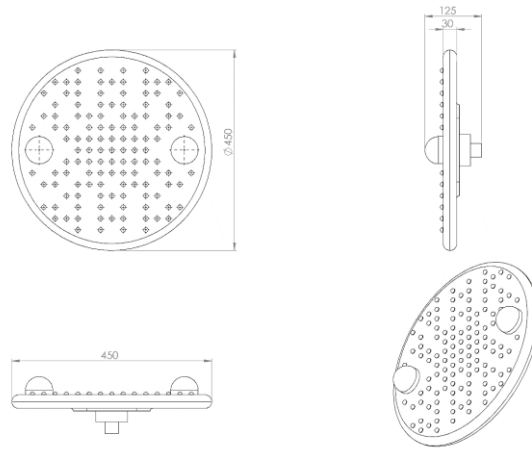
POLYETHYLENE SEAT



POLYETHYLENE ARM TURNING DISC

There will be spinning top on the front surface and circular reliefs on the whole surface.

There shall be connection plate holder and 4 m8 nuts on the rear surface.



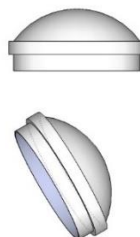
ARMLET

It shall be produced from polyethylene material by blow molding method and there shall be a slot on top of which the user's arm can be placed.



PIPE PLUG

Pipe plugs shall be produced by injection method, the thickness shall be at least 5 mm and there shall be added reinforcements in order to increase the strength.

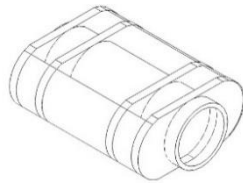


HANDLE

The handles shall be made of plastic material to fit tightly to the 33 mm pipe.



BICYCLE PEDAL



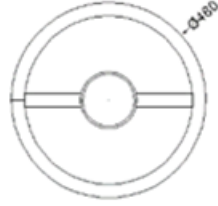
PIPE HANDLES

It shall be manufactured from 33 mm diameter and 3 mm thick pipe with special twist.

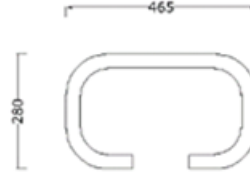
**STEP BICYCLE LEG OPENING
BINARY SWING TOOL HANDLE**



**HOLD THE WAIST
OPERATION TOOL**



DO CRUNCHES TOOL HANDLE


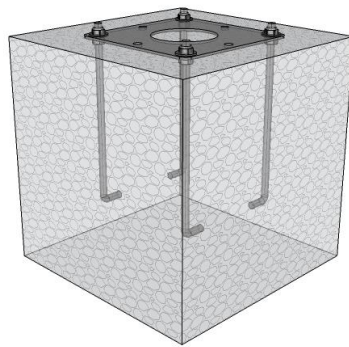


INSTALLATION:

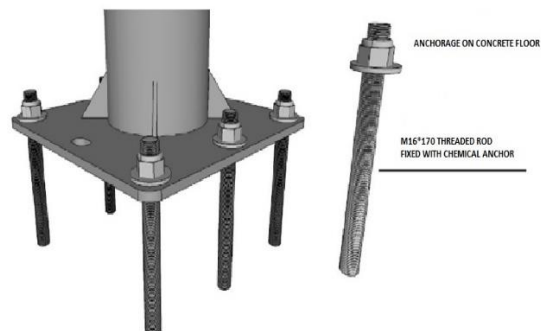
When sports equipment is mounted on soil ground; First, the excavation process is approximately 50x50cm in size and 40cm in depth. By placing the product anchor on the concrete, the concrete is frozen. Then the product is mounted on the anchor and the flange nuts are tightened. M16 bolts shall be used for connection in the production of anchors.

When assembling sports equipment on concrete floor; The bottom surface of the product shall be fixed to the concrete floor with the help of welded flange, dowel and nut or epoxy using 15 cm length m16 gigon. Mounting cover shall be installed and the connection components shall be concealed.

SOIL GROUND APPLICATION



CONCRETE FLOOR APPLICATION



FIELD INSTALLATION SAMPLE APPLICATION

