



the
art of
shock
wave

BROSURA NR. 1

MASTERPULS® MP50, MP100 & MP200 »ultra«
RADIAL PRESSURE WAVE THERAPY



STORZ MEDICAL



»We have a passion for communicating with each other.
We have a way with combining ambitious
design and functionality.«

Gerold Heine
Dr Gerold Heine, CEO STORZ MEDICAL AG

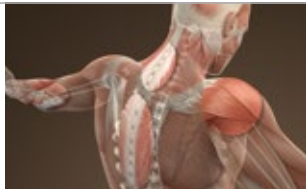
STORZ MEDICAL AG

There is no talking about shock waves today without talking about STORZ MEDICAL, too. When Dr h.c. Karl Storz laid the foundations of the KARL STORZ Group back in 1945, it was hard to imagine what an enormous influence the products from this think tank would have not only on endoscopy but also on shock wave therapy. STORZ MEDICAL's presentation of the first worldwide prototype of a urological shock

wave device in 1988 was followed by a series of technological innovations in the field of extracorporeal shock wave and pressure wave therapy. Non-invasive solutions for urgent therapeutic problems consolidated the reputation of STORZ MEDICAL as the leading enterprise in shock wave technology in the world.

The new MASTERPULS® »ultra« line stands out because of its technological innovations, reliability and precision down to the last detail. The enlarged energy range of the FALCON® handpiece and the versatile transmitters extend the lead in radial pressure wave therapy.

05 | Indications/Patient Satisfaction



09 | Radial Innovations



13 | Touch Screen Panel



07 | System Overview

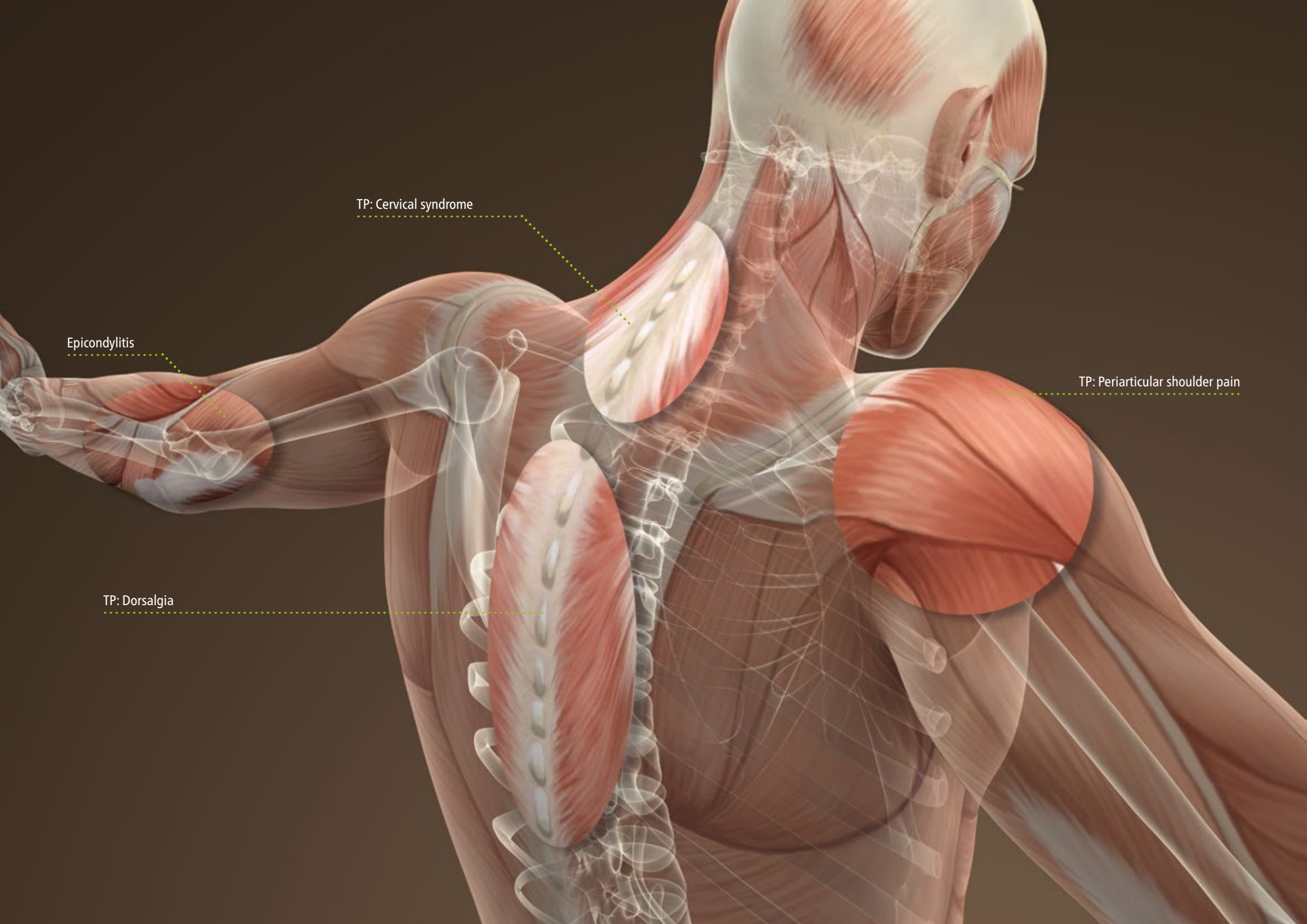


11 | Transmitters



15 | ICE Shock Wave Information Portal





TP: Cervical syndrome

Epicondylitis

TP: Dorsalgia

TP: Periarticular shoulder pain

Patient Satisfaction

Examples of indications for MASTERPULS® »ultra«

What is probably most important for patients suffering with pain is that they notice a positive effect of the pressure wave treatment ideal-

ly right after the first therapeutic session. For these high expectations on the part of the patients, the MASTERPULS® »ultra« offers the best basis.

Further fields of application

- Enthesiopathies
- Trigger points
- Fasciae

Achillodynia



Plantar fasciitis



Patellar tendinitis



Trigger points: Calf muscle shortening



Tibial stress syndrome



Calcific tendinitis



Epicondylitis



Trigger points: Cervical syndrome



Key Facts



MASTERPULS® MP50 »ultra«

Sophisticated basic module

General data

- Dimensions without touch screen (W x H x D): 426 x 144 x 340 mm
- Weight: 9.5 kg
- Compressor, integrated
- 10" touch screen (optional)

Radial pressure wave

- Pressure: max. 4 bar_{eff}, frequency: 1 – 17 Hz (depending on pressure)
- V-ACTOR® »HF« handpiece (optional): 1 – 21 Hz

MASTERPULS® MP100 »ultra«

High-energy compact module

General data

- Dimensions without touch screen (W x H x D): 426 x 144 x 340 mm
- Weight: 10.5 kg
- Compressor, integrated
- 10" touch screen (optional)

Radial pressure wave

- Pressure: max. 5 bar_{eff}, frequency: 1 – 21 Hz (depending on pressure)
- »Skin Touch« function
- V-ACTOR® »HF« handpiece (optional): 1 – 50 Hz

MASTERPULS® MP200 »ultra«

Triple technology »Deluxe« module

General data

- Dimensions without touch screen (W x H x D): 466 x 187 x 454 mm
- Weight: 23 kg
- Compressor, integrated
- 10" touch screen (optional)

Radial pressure wave

- Pressure: max. 5 bar_{eff}, frequency: 1 – 21 Hz
- »Skin Touch« function
- VACU-ACTOR® technology
- V-ACTOR® »HF« handpiece (optional): 1 – 50 Hz

System Overview

MASTERPULS® MP50, MP100 & MP200 »ultra« – The New Radial Pressure Wave Generation

The radial pressure wave systems of the MASTERPULS® »ultra« line are characterized by their compact dimensions, high reliability, low maintenance costs and silent on-board »Air Power« drive. Radial pressure wave therapy and V-ACTOR® »HF« vibration therapy with the MASTERPULS® MP200 »ultra« are complemented by VACU-ACTOR® vacuum therapy.

Unique ergonomic design: All important control elements are integrated into the FALCON® handpiece display and, thus, facilitate uninterrupted and quick treatment directly at the patient. The pressure wave device itself becomes less important.

The MASTERPULS® »ultra« fits into every surgery and its colour can be adapted individually to the surgery surroundings. The exchangeable coloured accessories are available in green, blue, orange, and black.



Highlights

- Individual choice of colour (green, blue, orange, black)
- Effective and effortless treatment directly at the patient
- All control elements integrated into the FALCON® handpiece
- Energy range from 0.3 bar_{eff}
- VACU-ACTOR® vacuum therapy (MASTERPULS® MP200 »ultra« only)
- VACU-Cups for vacuum therapy, available in 4 sizes (Ø 25 mm, Ø 33 mm, Ø 47 mm, Ø 62 mm)
- V-ACTOR® »HF« vibration therapy (optional)
- Optional operation via 10" touch screen

Radial pressure wave therapy with FALCON® R-PW handpiece



Vibration therapy with V-ACTOR® »HF« handpiece



Vacuum therapy with VACU-ACTOR®





»Skin Touch« pulse triggering

Ballistic generation of pressure waves

»Active-tip-control« display

Ergonomic and elastic anti-slip grip



Radial Innovations

»Active-tip-control« Display

The newly developed FALCON® handpiece with the »Active-tip-control« display is setting innovative standards in radial pressure wave therapy.

All the important control elements have been integrated into the handpiece. Frequency and energy levels can be adjusted directly via selector buttons. The total number of applied pulses can be controlled well.

The new radial FALCON® handpiece for the first time extends the energy range to clearly below 1 bar_{eff}. This makes the treatment even more

comfortable for the patients and can open up new indications for radial pressure wave therapy.

Thanks to the »Skin Touch« sensor that is integrated into the handpiece it is possible to trigger pulses not only via buttons as usual but also by exerting slight pressure on the skin.

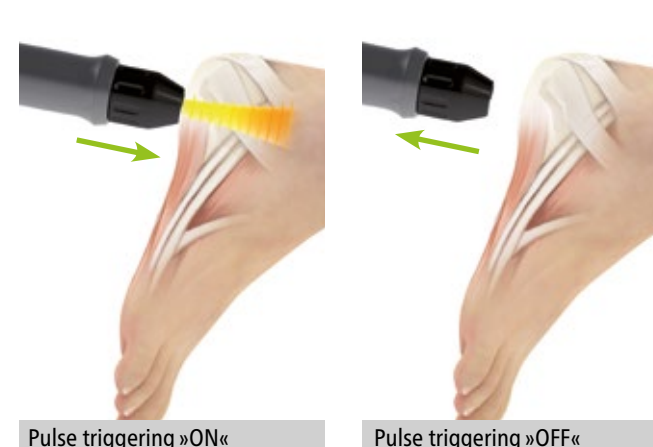
Highlights

- Pressure range 0.3 – 5 bar_{eff}
- Ergonomic design of the handpiece
- Innovative »Active-tip-control« display with pressure and frequency selection
- Pulse triggering through »Skin Touch« function (MASTERPULS® MP100 and MP200 »ultra« only)

»Active-tip-control« display with control elements



»Skin Touch« sensor



Radial



A6
»Point«
AkuSt Transmitter



T10
»Finger«
Trigger Transmitter



F15
»White Soft«
Focus lens



R15
»Basic Energy«
Steel Transmitter



C15
»Ceramic Energy«
CERAMA-x



D115
»Focus Depth«
Deep Impact



D20-S
»Basic Oscillator«
D-ACTOR



D20-T
»Golden Oscillator«
D-ACTOR



D35-S
»Large Oscillator«
D-ACTOR

Spine



SPINE-ACTOR[®] 1
Distance: 20 mm



SPINE-ACTOR[®] 2
Distance: 27.5 mm



SPINE-ACTOR[®] 3
Distance: 35 mm

Special



B15
»White Tip«
Trigger Transmitter



Ro40
»Beam«
Steel Transmitter



ATLAS
»Soft Tip«
Trigger Transmitter

Fascia



PERI-ACTOR[®] 1
»knuckle«



PERI-ACTOR[®] 2
»scoop«



PERI-ACTOR[®] 3
»sphere«



PERI-ACTOR[®] 4
»scraper«

Transmitters

FALCON® Radial Handpiece – Transmitters

Radial transmitters

The radial transmitters have been used successfully for years and are suited for the treatment of all typical pressure wave indications such as tendinopathies, heel and shoulder pain, and myofascial trigger points.

PERI-ACTOR® fascia transmitters

The four PERI-ACTOR® transmitters according to Swart/Di Maio have been developed especially for fascia treatment. The »knuckle«, »scoop«, »sphere« and »scraper« versions allow adapting the treatment to the individual fascia structure. Thanks to the special shapes of the transmitters it is possible to dissolve clots in the fasciae, as well as to prevent and eliminate pain.

SPINE-ACTOR® transmitters

The three differently sized SPINE-ACTOR® transmitters make special treatments in the paravertebral region possible. Owing to the forked »Double Tip« shape of the transmitters, the paravertebral muscles of the entire spine in the cervical, thoracic and lumbar zones can be optimally reached.

R15 transmitter for standard indication



PERI-ACTOR® »sphere« transmitter for fascia treatment



SPINE-ACTOR® 1 transmitter for paravertebral treatment





STORZ MEDICAL

MP100

ultra



MASTERPLUS

Orthopaedics Patients Visual Analogue Scale

R-PW
V-VECTOR

4.0 +
400 +
15 +
0

Thigh
Knee
Lower leg
Foot

Neck
Shoulder
Arm
Back
Hip

Settings Info Visible Body

Touch Screen Panel

The ideal add-on to the MASTERPULS® »ultra«

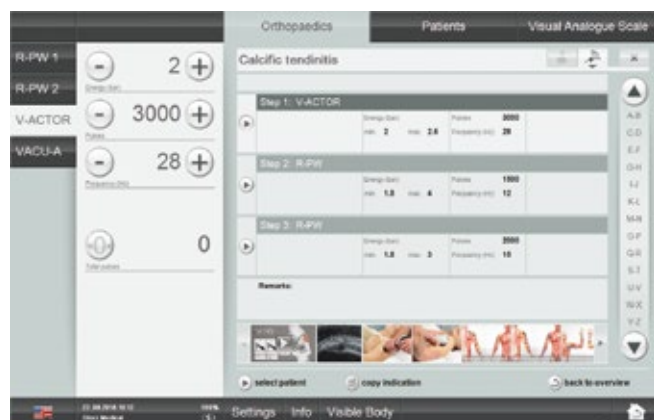
The optional 10" touch screen panel is connected with a USB cable to the pressure wave device and adds on valuable features: Apart from the additional device control it offers a patient management system as well as treatment parameters recommended by experienced users and supported by videos and images. These parameters can be selected and adopted. The integrated Visible Body software allows the user to

immerse deeply into the muscular structures and additionally also in the macroscopic and microscopic levels of the human body. Detailed definitions and information about the human anatomy support the user. Freely moveable and rotatable 3D models allows the visualization of muscle movements, pathologies and diseases. Thus, a novel interaction between practitioner and patient will be enable.

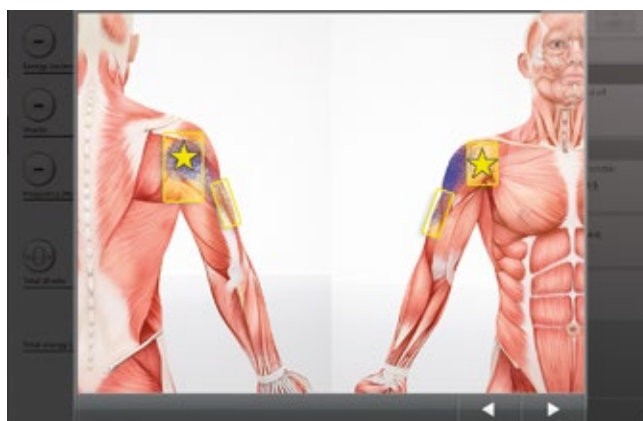
Highlights

- 10" touch screen panel (optional)
- Patient management system with treatment history
- Treatment parameters supported by videos and images
- New Visible Body® – Digital Human Anatomy Atlas: macroscopic and microscopic 3D models of the human anatomy

Touch screen – treatment parameters with application videos

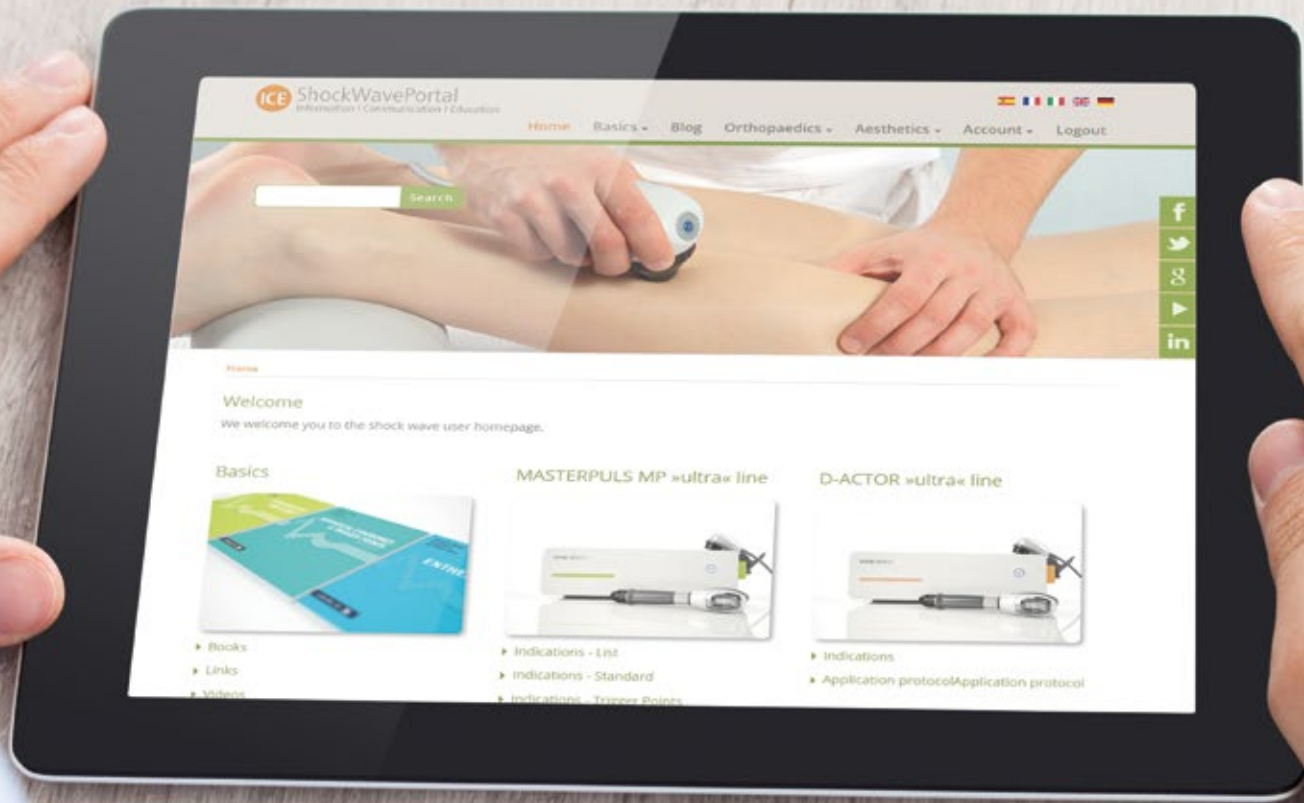


Touch screen – overview of pain zones



Touch screen – new Visible Body® digital anatomy atlas





Search

Home

Welcome

We welcome you to the shock wave user homepage.

Basics



- Books
- Links
- Videos

MASTERPULS MP »ultra« line



- Indications - List
- Indications - Standard
- Indications - Trigger Points

D-ACTOR »ultra« line



- Indications
- Application protocol

www.shockwaveportal.com

ICE Shock Wave Information Portal – Exclusive Online Access

The purchase of a STORZ MEDICAL pressure wave device provides access to the exclusive ICE shock wave information portal. There you can retrieve up-to-date information from all fields of pressure wave therapy any time. All you need is an Internet connection and a corresponding display device such as a smartphone, tablet or computer. Up front, the website features the pillars of the portal: **I**nformation, **C**ommunication and **E**ducation.

All interesting fields of knowledge concerning shock waves are covered by the ICE shock wave information portal to support you in your daily work and professional career. There is no more time consuming navigation through the dense jungle of digital information.

The available media such as literature and videos help to permanently enhance competence in the field of pressure wave therapy.

Highlights

- Up-to-date information from all fields of pressure wave therapy
- For smartphone, tablet or computer with Internet connection
- **I**nformation, **C**ommunication and **E**ducation

Treatment parameters

The screenshot shows the 'Achillodynia' section of the portal. It lists two treatment steps:

Step 1: V-ACTOR	Step 2: R-PW
Shocks/session: 3000	Shocks/session: 4000
Energy level (bar): 1.8 - 3.0	Energy level (bar): 0.3 - 2.5
Frequency (Hz): 21 - 50	
Transmitter: V25	

Treatment video showing treatment steps 1 – 3

The video shows three treatment steps for Achillodynia:

1. V-ACTOR	2. R-PW	3. R-PW
I 3000	I 4000	I 2500
1,8 - 3,0 bar	0,3 - 2,5 bar _{eff}	0,3 - 2,5 bar _{eff}
21 - 50 Hz	14 - 16 Hz	12 - 16 Hz
V25	D20-S/D20-T	R15/C15

Contents of ICE shock wave information portal

Information

- Product information
- Operating instructions (short instructions)
- Recommended links

Communication

- News blog
- Newsletter
- Important contacts
- Dates of congresses, seminars and hands-on workshops

Education

- New literature
- Treatment tips by experienced users
- Recommended books
- Training videos about application, revision and device handling



www.storzmedical.com



HUMANE TECHNOLOGY – TECHNOLOGY FOR PEOPLE



Urology Orthopaedics Cardiology Aesthetics Dermatology Neurology Veterinary

STORZ MEDICAL

STORZ MEDICAL AG · Lohstampfstrasse 8 · 8274 Tägerwilen · Switzerland
Tel. +41 (0)71 677 45 45 · Fax +41 (0)71 677 45 05 · info@storzmedical.com · www.storzmedical.com

Subject to change without notice. The information in this brochure is only intended for medical and healthcare professionals. This brochure provides information on products/indications that may not be available/relevant in all countries. The products listed below and referred to in this brochure are provided by our technology partners to complete the MASTERPULS® »ultra«: Visible Body®, Patient data management system, V-ACTOR® »HF« and ATLAS transmitter expected to be available in 2019.

