



marClamp[®] Cut IQ

Unbeatable for Efficiency and Economy

marClamp® Cut IQ



“Reuse makes economic sense.
We value safety, reliability, and
cost-effectiveness!”

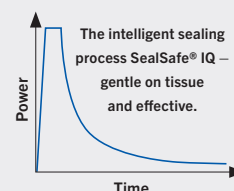
marClamp® Cut IQ

The new combination instrument for open surgical vessel sealing

SealSafe® IQ

The bipolar vessel sealing system, which consists of the maxium® high-frequency generator with its SealSafe® current and the bipolar marClamp® instruments, allows you to seal vessels and tissue bundles effectively and lastingly without any need for previous dissection or detailed exposure of the tissue to be sealed.

The SealSafe® IQ is a process-controlled current mode in which a continuous exchange of information takes place between the HF generator maxium® and the IQ instrument and in which the impedance of the tissue to be sealed is continuously monitored.



Thanks to the precise SealSafe® current specially adapted to this kind of application, only the tissue located between the instrument's jaws is sealed – lateral thermal tissue damage can thus be restricted to an absolute minimum.

The SealSafe® IQ current mode guarantees minimal tissue adhesion and prevents carbonization of the tissue when used correctly.

marClamp® Cut IQ

As well as for tissue preparation and vessel sealing, the marClamp® Cut IQ instruments are also used for subsequent tissue separation – **with no need to change instruments!**

The switch integrated in the instrument automatically triggers the special SealSafe® IQ sealing current once the tissue has been gripped, so no additional footswitch is required.

When sealing has been performed, the current is stopped and an acoustic signal sounds.

- ✓ Dissect
- ✓ Seal
- ✓ Cut

marClamp® Cut IQ Instruments and **maXium**® – the sealing system for fast and safe working

The reusable sealing system for lasting sealing of veins,
arteries and tissue bundles with subsequent separation –
and absolutely no need to change instruments!

maXium®

+ **marClamp**® Cut IQ

= **SealSafe**® IQ



... the more intelligent sealing system!



Pressure (p) plus electric current (I) achieve the sealing

Thanks to the effective combination of high pressure (p) and electric current (I), a permanently sealed zone is reliably created on arteries, veins or tissue bundles. It is pivotal here that the pressure is maintained at a constant level throughout the duration of the application. This is ensured via the integrated switch, which only activates the current when the instrument is in the closed position.

During the sealing process, endogenous structural proteins such as collagen and elastin are transformed so that a permanently sealed zone is created as a result.

With this sealing method there is absolutely no need for foreign materials such as sutures or clips. The advantage of this method is the reduction in post-operative pain because no changes in tissue structures occur, as is the case e.g. when tissue is constricted by suture material.

Plug and Play – automatic identification of instruments with intelligent IQ

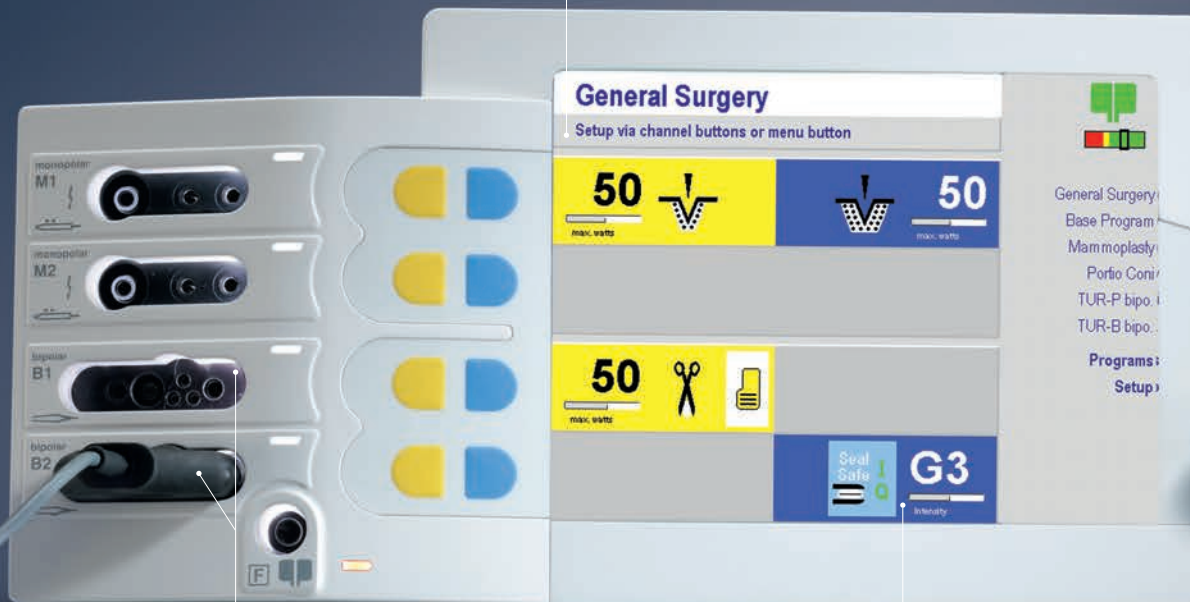
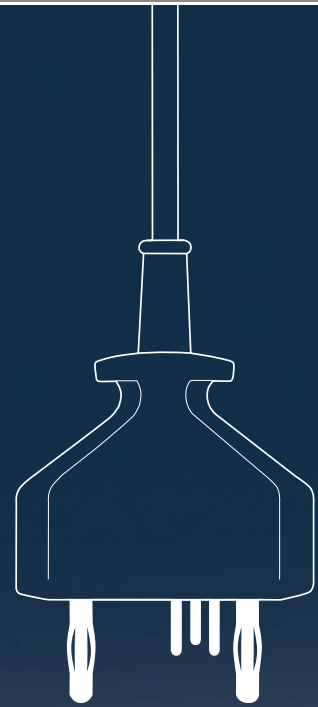
With hardware version 06 the name of the connected instrument is automatically displayed by maxium® as soon as an IQ instrument is plugged in, and the current associated with the instrument is set to a matching default value – it simply could not be more straightforward!

If you do not wish to work with the instrument-specific default values, simply change them as required and save the new values in the usual, program-specific manner. The advantage of this method is that when the IQ instrument is plugged in again, your customized values will appear instead of the default values.

The following items are currently available with IQ functionality together with the SealSafe® IQ current mode:

From software version V3.400 or higher:
marClamp® IQ, marSeal IQ, marSeal Slim IQ and marSeal5 IQ

From software version V3.412 or higher:
marClamp® Cut IQ.



Displaying the name of the connected instrument

Use of the two bipolar connecting sockets

Automatic assignment of the required current type and set-up of the required performance parameters

Multi-use tools instead of disposables: more ways for everyone to take responsibility

Sequence of steps in the process:



Gripping the tissue



Automatic activation



Sealing the tissue



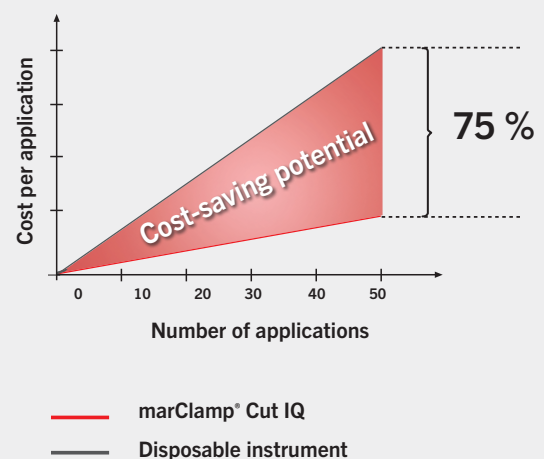
Cutting the tissue

All the benefits at a glance

- Reliable preparation, sealing and separation with just one instrument
- Reproducible and fast sealing process for vessels up to 7 mm with a burst pressure of over 360 mm Hg
- Minimal lateral heat spread of less than 2 mm
- Optimal cutting results due to sterile disposable blade
- Manual activation
- "Plug & Play" function
- Shorter operating times and hospital stays
- Substantial cost saving due to reusability and low proportion accounted for by disposables
- Easy handling and reprocessing
- Autoclavable at 134°C, acc. to ISO 17665-1

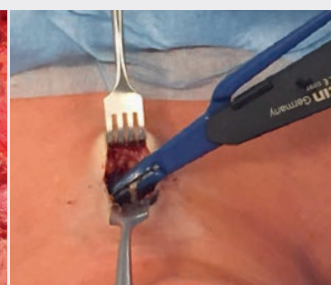
Cost comparison

marClamp® Cut IQ vs. disposable instrument

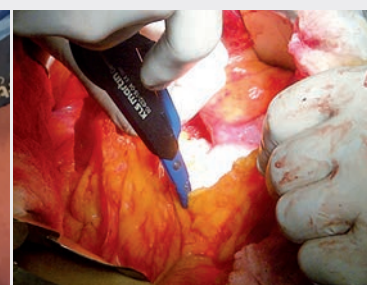




Thyroidectomy



Minimally-invasive video-assisted thyroidectomy (MIVAT)



Pancreatotomy

Applications

Gynaecology

- Lymphadenectomy
- Adhesiolysis
- Cystectomy

Visceral surgery

- Colectomy
- Gastrectomy
- Splenectomy
- Adrenalectomy
- Nephrectomy

ENT

- Thyroidektomie
- Neckdissektion
- Laryngektomie

Urology

- Cystectomy
- Hydrocele
- Partial cystectomy



Article overview

marClamp® Cut IQ System

Instrument, complete
incl. cleaning tool and 3 cleaning brushes

80-632-18-04 marClamp® Cut IQ, 18 cm

Consumables

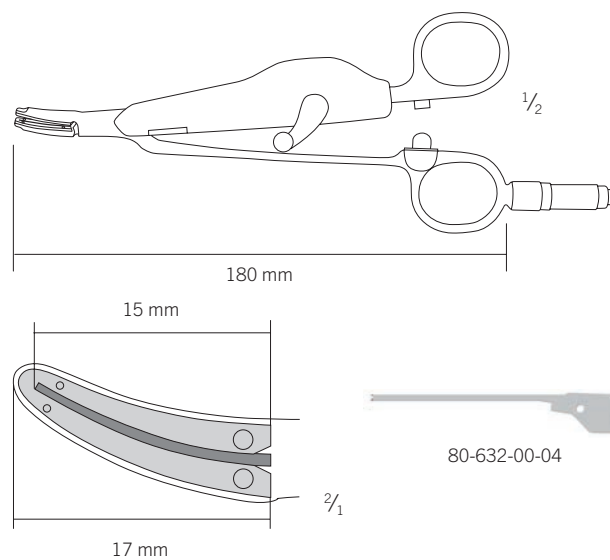
80-632-00-04 Blade for marClamp® Cut IQ, sterile, pack of 10

Cleaning and reprocessing tools

80-630-58-04 Cleaning tool

80-632-01-04 Set of cleaning brushes, 3 pcs.

55-803-75-04 Storing tray marClamp® Cut IQ, with lid, 280 x 170 x 40 mm



KLS Martin Group

KLS Martin Australia Pty Ltd.

Sydney · Australia
Tel. +61 2 9439 5316
australia@klsmartin.com

KLS Martin do Brasil Ltda.

São Paulo · Brazil
Tel. +55 11 3554 2299
brazil@klsmartin.com

KLS Martin Medical (Shanghai) International Trading Co., Ltd

Shanghai · China
Tel. +86 21 5820 6251
info@klsmartin.com

KLS Martin India Pvt Ltd.

Chennai · India
Tel. +91 44 66 442 300
india@klsmartin.com

KLS Martin Italia S.r.l.

Milan · Italy
Tel. +39 039 605 67 31
info@klsmartin.com

KLS Martin Japan K.K.

Tokyo · Japan
Tel. +81 3 3814 1431
info@klsmartin.com

KLS Martin SE Asia Sdn. Bhd.

Penang · Malaysia
Tel. +604 261 7060
malaysia@klsmartin.com

KLS Martin de México, S.A. de C.V.

Mexico City · Mexico
Tel. +52 55 7572 0944
mexico@klsmartin.com

KLS Martin Nederland B.V.

Huizen · Netherlands
Tel. +31 35 523 45 38
info@klsmartin.com

KLS Martin SE & Co. KG

Moscow · Russia
Tel. +7 499 792 76 19
russia@klsmartin.com

KLS Martin Taiwan Ltd.

Taipei · Taiwan
Tel. +886 2 2325 3169
taiwan@klsmartin.com

KLS Martin SE & Co. KG

Dubai · United Arab Emirates
Tel. +971 4 454 16 55
middleeast@klsmartin.com

KLS Martin UK Ltd.

Reading · United Kingdom
Tel. +44 118 467 1500
info.uk@klsmartin.com

KLS Martin LP

Jacksonville · Florida, USA
Tel. +1 904 641 77 46
usa@klsmartin.com

KLS Martin SE Asia Sdn. Bhd.

Hanoi · Vietnam
Tel. +49 7461 706-0
info@klsmartin.com

Do you know how to get all important information
about the KLS Martin Energy Devices?

Please download KLS Martin App Energy Devices!
The App is available for Android and iOS.



<https://itunes.apple.com/de/app/kls-martin-energy-devices/id1198171415?l=de&ls=1&mt=8>



<https://play.google.com/store/apps/details?id=com.klsmartin.energydevices>

KLS Martin SE & Co. KG

A company of the KLS Martin Group

KLS Martin Platz 1 · 78532 Tuttlingen · Germany
PO Box 60 · 78501 Tuttlingen · Germany
Tel. +49 7461 706-0 · Fax +49 7461 706-193
info@klsmartin.com · www.klsmartin.com