

Blood Reagents and Diagnostic Kits

Quality blood reagents and diagnostic kits delivered worldwide





LORNE LABORATORIES

Lorne Laboratories provides high quality blood-grouping reagents and diagnostic kits. We do so at affordable prices and back this up with excellent customer service.

For over forty four years, Lorne has seen that philosophy transform the company from a small UK operation to one that spans the globe. The Lorne name is known and respected in over 110 countries around the world and it has come to mean 'quality' to the many blood transfusion professionals who use the products, both in the UK and across the five continents in which we operate.

Lorne has achieved ISO 13485 and MDSAP accreditation and our reagents and diagnostic kits are all CE marked. A significant number of our blood-grouping reagents are also registered with Health Canada.



Contents

BLOOD GROUPING REAGENTS Page

ABO system – Monoclonal Reagents.....	4
Rhesus System – Monoclonal Reagents.....	4
Grouping Reagents for M, N and S Blood Group Systems	5
Grouping Reagents for Kell Blood Group System.....	5
Grouping Reagents for Rare Blood Groups.....	6
Control Reagents.....	7
Anti-Human IgG Reagent.....	7
Anti-Human Globulin Reagent	7
Monoclonal Anti-C3d Reagent.....	7

ENZYMES AND POTENTIATORS Page

Buffered Saline Tablets	8
Papenzyme-plus.....	8
Bromelite	8
LISS Concentrate.....	8
LISS Ready for use.....	8
LISS-ADD	8
PEG-ADD.....	8
Serological Albumin	8
Accessories	9

RED CELLS Page

Red Cells – Reverse Grouping Cells	10
Red Cells – Antibody Screening Cells.....	10
Red Cells – Identicells.....	10
Red Cells – Coombs Control Cells.....	10
Red Cells Preservative – Preservacell.....	11
Red Cells Preservative – ABO Preservacell.....	11
Alsevers Solution	11
Red Cell Elute	11

DIAGNOSTIC KITS Page

Syphilis Kits	12
Latex Kits.....	13
Febrile Antigens	14
Rose Waaler.....	14

NON CE MARKED BLOOD GROUPING REAGENTS Page

ABO System - Monoclonal Reagents.....	15
Rhesus System - Monoclonal Reagents.....	15



LORNE
LABORATORIES

www.lornelabs.com

Blood Grouping
Reagents

Enzymes and
Potentiators

Red Cells

Diagnostic Kits

Non CE Marked Blood
Grouping Reagents

ABO SYSTEM – MONOCLONAL REAGENTS

Lorne Monoclonal IgM ABO blood grouping reagents contain mouse monoclonal antibodies diluted in a phosphate buffer containing sodium chloride, EDTA and bovine albumin. Each reagent is supplied at optimal dilution for use by slide, tube, gel card and microplate techniques.

Item	Product Code	Size	Maximum Shelf Life
Anti-A Monoclonal	600010	10ml	36 Months
Anti-B Monoclonal	610010	10ml	36 Months
Anti-A,B Monoclonal	620010	10ml	36 Months

Lorne Anti-A₁ Lectin blood grouping reagent is prepared from an extract of *Dolichos biflorus* seeds, diluted with a sodium chloride solution containing bovine albumin. The reagent is supplied at optimal dilution for use by tube technique.

Lorne Anti-H Lectin blood grouping reagent is prepared from an extract of *Ulex europaeus* seeds, diluted with a sodium chloride solution containing bovine albumin. The reagent is supplied at optimal dilution for use by tube technique.

Anti-A ₁ Lectin	116005	5ml	24 Months
Anti-H Lectin	115002	2ml	24 Months

RHESUS SYSTEM – MONOCLONAL REAGENTS

Lorne Monoclonal IgM Anti-D Clone 1 and Clone 2 blood grouping reagents are low protein reagents containing a human monoclonal IgM antibody diluted with sodium chloride, bovine albumin and macromolecular potentiators. When typing patient samples, each reagent will directly agglutinate Rh D positive cells, including the majority of variants (but not D^v) and a high proportion of weak D (D^u) phenotypes when using the slide, tube, gel card and microplate techniques.

Item	Product Code	Size	Maximum Shelf Life
Anti-D Clone 1 Monoclonal	730010	10ml	30 Months
Anti-D Clone 2 Monoclonal	710010	10ml	30 Months

Lorne Monoclonal Anti-D Duoclone blood grouping reagent is a low protein, blended reagent containing human monoclonal IgM and IgG Anti-D, diluted in a phosphate buffer containing sodium chloride, bovine albumin and macromolecular potentiators. When typing patient samples, this reagent will directly agglutinate Rh D positive cells, including the majority of variants (but not D^v) and a high proportion of weak D (D^u) phenotypes when using the slide, tube, gel card and microplate techniques. It will agglutinate D^v cells in the IAT phase of testing.

Anti-D Duoclone Monoclonal	740010	10ml	30 Months
----------------------------	--------	------	-----------

Lorne Monoclonal IgM Anti-Rh blood grouping reagents are low protein reagents containing human monoclonal antibodies diluted with sodium chloride, bovine albumin and macromolecular potentiators. Each reagent is supplied at optimal dilution for use by slide, tube, gel card and microplate techniques.

Anti-C Monoclonal	690005	5ml	24 Months
Anti-C ^w Monoclonal	750002	2ml	24 Months
Anti-E Monoclonal	691005	5ml	24 Months
Anti-c Monoclonal	692005	5ml	24 Months
Anti-e Monoclonal	693005	5ml	24 Months
Anti-C+D+E Monoclonal	700010	10ml	24 Months



All pack inserts are available on www.lornelabs.com

GROUPING REAGENTS FOR M, N AND S BLOOD GROUP SYSTEMS

Lorne Human Anti-M blood grouping reagent is prepared from human serum diluted in a sodium chloride solution containing bovine albumin. The reagent is supplied at optimal dilution for use by tube and gel card techniques.

Item	Product Code	Size	Maximum Shelf Life
Anti-M Polyclonal	311002	2ml	24 Months

Lorne Anti-N Lectin blood grouping reagent is prepared from an extract of *Vicia*, diluted with a sodium chloride solution containing bovine albumin. The reagent is supplied at optimal dilution for use by tube and gel card techniques.

Anti-N Lectin	312002	2ml	24 Months
---------------	--------	-----	-----------

Lorne Monoclonal Anti-S and Anti-s blood grouping reagents contain human monoclonal antibodies diluted in a phosphate buffer containing sodium chloride and bovine albumin. They are supplied at optimal dilution for use by indirect Coombs tube test and gel card techniques.

Anti-S Monoclonal	770002	2ml	24 Months
Anti-s Monoclonal	771002	2ml	24 Months

GROUPING REAGENTS FOR KELL BLOOD GROUP SYSTEM

Lorne Monoclonal Anti-K blood grouping reagent is a low protein reagent containing the monoclonal IgM antibody, diluted in a phosphate buffer containing sodium chloride, bovine albumin and macromolecular potentiators. The reagent is supplied at optimal dilution for use by slide, tube, gel card and microplate techniques.

Item	Product Code	Size	Maximum Shelf Life
Anti-K Monoclonal	760010	10ml	24 Months

Lorne Monoclonal Anti-k (Cellano) blood grouping reagent contains monoclonal IgG antibody diluted in sodium chloride containing macromolecular potentiators and bovine albumin. Each reagent is supplied at optimal dilution for use by indirect Coombs tube and gel card techniques without the need for further dilution or addition.

Anti-k (Cellano) Monoclonal	325002	2ml	24 Months
-----------------------------	--------	-----	-----------

Lorne Human Anti-Kp^a and Anti-Kp^b blood grouping reagents are prepared from human serum diluted in sodium chloride containing macromolecular potentiators and bovine albumin. Each reagent is supplied at optimal dilution for use by indirect Coombs tube and gel card techniques without the need for further dilution or addition.

Anti-Kp ^a Polyclonal	321002	2ml	24 Months
Anti-Kp ^b Polyclonal	322002	2ml	24 Months



All products available in bulk quantities

GROUPING REAGENTS FOR RARE BLOOD GROUPS

Lorne Monoclonal Fy^a blood grouping reagent contains human monoclonal antibodies diluted in a phosphate buffer containing sodium chloride and bovine albumin.

Lorne Human Anti-Fy^b blood grouping reagent is prepared from human serum diluted in a sodium chloride solution containing macromolecular potentiators and bovine albumin. Each reagent is supplied at optimal dilution for use by indirect Coombs tube test and gel card techniques.

Item	Product Code	Size	Maximum Shelf Life
Anti-Fy ^a Monoclonal	774002	2ml	24 Months
Anti-Fy ^b Polyclonal	317002	2ml	24 Months

Lorne Anti-Jk^a and Anti-Jk^b Monoclonal reagents contain human monoclonal IgM antibodies, sodium chloride, phosphate buffer and bovine albumin. When typing red cells in accordance with the instructions for use, the reagents will directly agglutinate either Jk^a positive cells or Jk^b positive cells. Both reagents are supplied at optimal dilution for use by the test tube technique.

Anti-Jk ^a Monoclonal	775002	2ml	24 Months
Anti-Jk ^b Monoclonal	776002	2ml	24 Months

Lorne Human Anti-Lu^a and Anti-Lu^b blood grouping reagents are prepared from human serum diluted in a sodium chloride solution containing macromolecular potentiators and bovine albumin. Each reagent is supplied at optimal dilution for use by indirect Coombs tube test and gel card techniques.

Anti-Lu ^a Polyclonal	330002	2ml	24 Months
Anti-Lu ^b Polyclonal	331002	2ml	24 Months

Lorne Monoclonal IgM Anti-P₁ blood grouping reagent contains mouse monoclonal IgM antibodies, diluted in a solution containing sodium chloride and bovine albumin. The reagent is supplied at optimal dilution for use by tube and gel card techniques.

Anti-P ₁ Monoclonal	315002	2ml	24 Months
--------------------------------	--------	-----	-----------

Lorne Monoclonal Anti-Le^a contains human monoclonal IgM and Anti-Le^b contains mouse monoclonal IgM antibodies, diluted in a phosphate buffer containing sodium chloride, EDTA, bovine albumin and macromolecular potentiators. Each reagent is supplied at optimal dilution for use by the tube technique. The Anti-Le^a reagent can also be used for gel card techniques.

Anti-Le ^a Monoclonal	632002	2ml	24 Months
Anti-Le ^b Monoclonal	631002	2ml	24 Months

Lorne Human Anti-Di^a blood grouping reagent is prepared from human serum diluted in a sodium chloride solution containing macromolecular potentiators and bovine albumin. The reagent is supplied at optimal dilution for use by indirect Coombs tube test and gel card techniques.

Anti-Di ^a Polyclonal	328002	2ml	24 Months
---------------------------------	--------	-----	-----------



All pack inserts are available on www.lornelabs.com

CONTROL REAGENTS

Lorne Monoclonal Rh Control is formulated with the same levels of potentiators and protein as Lorne Monoclonal Rh Grouping Reagents with the blood group antibodies omitted. The reagent is supplied at optimal dilution for use by slide, tube, gel card and microplate techniques.

Item	Product Code	Size	Maximum Shelf Life
Monoclonal Rh Control	640010	10ml	24 Months

Lorne Monoclonal D Negative Control is for the control of Monoclonal Anti-D reagents and is formulated with the same concentrations of phosphate buffer, sodium chloride, bovine albumin and macromolecular potentiators as Lorne Monoclonal Anti-D reagents with the antibodies omitted. The reagent is supplied at optimal dilution for use by slide, tube, gel card and microplate techniques.

Monoclonal D Negative Control	650010	10ml	30 Months
-------------------------------	--------	------	-----------

Lorne Inert AB Serum is prepared from pooled human serum. No potentiators or any other chemicals have been added to the reagent. This reagent is supplied at optimal dilution for use by the techniques recommended for the reagent to be controlled.

Inert AB Serum	110010	10ml	24 Months
----------------	--------	------	-----------

Lorne Precise Weak Anti-D Control Reagent is prepared from pools of human serum containing low activity Anti-D. The pool is diluted in inert serum to give a final concentration of 0.09 IU/ml Anti-D. ABO antibodies are not absorbed. This polyclonal reagent is supplied at the optimal dilution, for use by the techniques recommended for the reagent to be controlled.

Precise Weak Anti-D	209005	5ml	24 Months
---------------------	--------	-----	-----------

ANTI-HUMAN IgG REAGENT

Lorne Monospecific Anti-Human IgG Clear and Anti-Human IgG Green reagents contain anti-human IgG derived from rabbits. All non-specific activity is removed by absorption. These monospecific reagents are supplied at optimal dilution, for use by spin tube technique.

Item	Product Code	Size	Maximum Shelf Life
Anti-Human IgG (Clear)	401010	10ml	24 Months
Anti-Human IgG (Green)	402010	10ml	24 Months

ANTI-HUMAN GLOBULIN REAGENT

Lorne Polyspecific Anti-Human Globulin Elite Clear and Anti-Human Globulin Elite Green reagents contain anti-human IgG derived from rabbits with non-specific activity removed by absorption and mouse monoclonal IgM Anti-C3d, Clone BRIC-8. The antibodies are diluted in a buffered solution containing bovine albumin. These polyspecific reagents are supplied at optimal dilution, for use by spin tube technique.

Item	Product Code	Size	Maximum Shelf Life
A.H.G Elite (Clear)	415010	10ml	24 Months
A.H.G Elite (Green)	435010	10ml	24 Months

MONOCLONAL ANTI-C3d REAGENT

Lorne Monoclonal IgM Anti-C3d blood grouping reagent contains mouse monoclonal Anti-C3d, Clone BRIC-8. The reagent is supplied at optimal dilution, for use by direct tube technique.

Item	Product Code	Size	Maximum Shelf Life
Anti-C3d Monoclonal	427002	2ml	24 Months

All products available in bulk quantities

ENZYMES AND POTENTIATORS

Lorne Phosphate Buffered Saline Tablets provide a safe, standardised saline solution for transfusion serology. Each tablet makes 1 litre of solution.

Item	Product Code	Size	Maximum Shelf Life
Buffered Saline Tablets	490025	25	24 Months
	490250	250	24 Months

Lorne Papenzyme-plus reagent is a ready to use liquid preparation of stabilised papain. The reagent is standardised by serological methods for use in blood group antibody investigations. The reagent is supplied at optimal dilution for use by tube technique.

Papenzyme-plus	441010	10ml	12 Months
----------------	--------	------	-----------

Lorne Bromelite reagent is a ready to use liquid preparation of stabilised bromelin. The reagent is standardised by serological methods for use in blood group antibody investigations. The reagent is supplied at optimal dilution for use by tube technique.

Bromelite	443010	10ml	12 Months
-----------	--------	------	-----------

Lorne LISS Concentrate is a solution of glycine, phosphate buffer and 0.3 M sodium chloride. The solution is supplied at a stronger concentration than needed for serological use. It must be diluted 10 times in de-ionised water before being used by all recommended techniques in the pack insert.

LISS Concentrate	460500	500ml	24 Months
	460025	2500ml	24 Months

Lorne LISS ready for use is a low ionic strength solution containing glycine, sodium chloride and phosphate buffer. The reagent is supplied at the optimal dilution ready for use by all recommended techniques in the pack insert.

LISS Ready for use	470020	20 x 250ml	12 Months
	470250	4 x 250ml	12 Months
	470025	2500ml	12 Months

Lorne LISS-ADD is a low ionic strength solution containing glycine, sodium chloride, phosphate buffer and bovine albumin. The reagent is supplied at the optimal dilution, for use by all the recommended techniques in the pack insert.

LISS-ADD	480010	10ml	24 Months
----------	--------	------	-----------

Lorne PEG-ADD is a low ionic strength solution contains glycine, a phosphate buffer and polyethylene glycol. The reagent is supplied at optimal dilution for use by all the recommended techniques stated in the pack insert without the need for further dilution or addition.









PEG-ADD	485010	10ml	24 Months
---------	--------	------	-----------

Lorne 22% and 30% Serological Albumin is prepared from a mixture of bovine serum albumin and buffered saline. No artificial avidity enhancers or high molecular weight agglutination potentiators are added to any BSA preparation. None of the BSA reagents contain sodium caprylate. Each BSA reagent is supplied at optimal dilution for use by all recommended techniques in the pack insert.

Serological Albumin 22%	451010	10ml	24 Months
Serological Albumin 30%	452010	10ml	24 Months

All products available in bulk quantities

ACCESSORIES

Item	Product Code	Size
 <p>The Essex Blockfile is a sturdy box for the storage of up to 200 cassette type histology blocks in each box. Delivered flat in packs of 25, they are easily assembled when needed and provide convenient and economical long-term storage for tissue samples. Dimensions – (L) 390mm x (D) 200mm x (H) 45mm</p>	882025	25 Boxes
 <p>The Brighton Slidestak is a sturdy box for the storage of over 1000 microscope slides upright in each box. Delivered flat in packs of 25, they are easily assembled and provide convenient and economical long-term storage. Dimensions – (L) 310mm x (D) 170mm x (H) 80mm</p>	881025	25 Boxes
 <p>The Cardtiles are suitable for a wide range of haemagglutination tests. Each card has twenty 30mm square white test sites.</p>	880100	100 Cards
 <p>The Mini-Cardtiles are specially laminated cards suitable for VDRL and similar agglutination tests requiring a white background. Each card has ten 20mm diameter white test sites that are slightly compressed to form shallow wells.</p>	880120	25 Cards
 <p>The Latex Cardtiles are suitable for all latex agglutination tests. Each card has six 30mm diameter black reaction sites.</p>	880130	25 Cards
 <p>The mini pipettes are 11.5cm in length with one sealed end. The diameter of the tube is 4mm.</p>	044000	500
 <p>We use these products in our own production. The 5ml vials are glass and the 10ml vials are plastic. Each vial is supplied with its own dropper. The 10ml vials are supplied in a sterile format in multiples of 1224 while all the other products are supplied individually and require autoclaving.</p>	LAB00002	5ml
Vials and Droppers	LAB00036	10ml
 <p>We use these products in our own production. They are not branded. We supply flatpacks that hold 5 or 10 vials</p>	LAB00027	5 Vial
Flatpacks	LAB00007	10 Vial

RED CELLS - REVERSE GROUPING CELLS

These Grouping Cells are made from red cells that have been washed to remove all traces of blood group antibodies and then resuspended in a preservative solution of buffered saline containing adenine, inosine, chloramphenicol and neomycin sulphate. The preservative solution does not interfere with complement-mediated haemolysis. Each group A₁, A₂ and B vial contains a 2.5-3.0% red cell suspension derived from the blood of a single donor, whereas the group O vial contains a 2.5-3.0% suspension of pooled group O red cells from two donors in equal proportions. Antigens for which the O cells have been typed are noted on the antigen profile accompanying each lot. NB: Some antigens are present on only 50% of the cells in each lot.

Item	Product Code	Size	Minimum Shelf Life
Reverse Grouping A ₁ + B Cells	910020	2 x 10ml	30 Days
Reverse Grouping A ₁ + A ₂ + B Cells	910030	3 x 10ml	30 Days
Reverse Grouping A ₁ + A ₂ + B + O Cells	910040	4 X 10ml	30 Days
Reverse Grouping A ₂ Cells	920002	1 x 10ml	30 Days

RED CELLS – ANTIBODY SCREENING CELLS

Maxi-Screen 3 red cells are for antibody screening. Each reagent vial contains a 2.5-3.0% suspension of red cells derived from the blood of a single group O donor. The donor red cells have been washed to remove blood group antibodies and then resuspended in a preservative solution containing adenine and inosine to help preserve carbohydrate metabolism and chloramphenicol and neomycin sulphate as preservatives.

Item	Product Code	Size	Minimum Shelf Life
Maxi-Screen 3	950030	3 x 10ml	30 Days

RED CELLS – IDENTICELLS

Identicells are made up of 10 vials which each contain a 2.5-3.0% suspension of red cells derived from the blood of a single group O donor. The donor cells have been washed to remove blood group antibodies and then resuspended in a preservative solution containing adenine, inosine, chloramphenicol and neomycin sulphate as preservatives.

Item	Product Code	Size	Minimum Shelf Life
Identicells	960050	10 x 5ml	30 Days

RED CELLS – COOMBS CONTROL CELLS

Coombs Control Cells are made up of a 3.8-4.2% suspension of single donor group O red cells washed to remove all blood group antibodies and then resuspended in a preservative solution. The preservative solution contains neomycin sulphate and chloramphenicol as preservatives. The cells are then sensitised with IgG.

Item	Product Code	Size	Minimum Shelf Life
Coombs Control Cells	970010	10ml	30 Days

Deliveries take place every 28 days.

As well as the standard Red Cell products above, we can also supply other products for special standing orders only. These include 0.8% panels and screening cells for use with column agglutination systems and Papainised red cell panels. Contact us with full details of your requirements for a quotation.

All the above Red Cell products are CE marked and comply with the Red Book.

All pack inserts are available on www.lornelabs.com

They are not Lorne labelled products.

RED CELLS PRESERVATIVE – PRESERVACELL

Lorne Preservacell is a phosphate buffered solution containing glucose, calcium chloride and purine bases, with chloramphenicol, gentamycin sulphate and neomycin sulphate as antibiotics. The reagent is supplied at optimal dilution.

Item	Product Code	Size	Maximum Shelf Life
Preservacell	980500	500ml	12 Months

RED CELLS PRESERVATIVE – ABO PRESERVACELL

Lorne ABO Preservacell is a phosphate buffered solution containing glucose, calcium chloride and purine bases, with chloramphenicol, gentamycin sulphate and neomycin sulphate as antibiotics. EDTA is added to stop complement binding so that potent ABO haemolysins act as simple agglutinins. The reagent is supplied at optimal dilution.

Item	Product Code	Size	Maximum Shelf Life
ABO Preservacell	981500	500ml	12 Months

ALSEVERS SOLUTION

Alsevers Solution is an isotonic, balanced salt solution that is routinely used as an anticoagulant/blood preservative, which permits the storage of whole blood at refrigerator temperatures for approximately 10 weeks. The solution contains antibiotics and other chemicals that ensure maximum viability of stored red cells.

Item	Product Code	Size	Maximum Shelf Life
Alsevers Solution	983000	1000ml	12 Months

RED CELL ELUTE

Lorne Red Cell Elute is an acid elution kit. The kit consists of Concentrated Wash Solution, which is used to minimise antibody dissociation during washing, Acid Eluting Solution, which is a low pH glycine buffer containing a colouring agent and a Base Buffering Solution, Tris solution containing bovine albumin. The Concentrated Wash Solution requires dilution and all the other solutions are supplied at optimal dilution for use by all recommended techniques in the pack insert.

Item	Product Code	Size	Maximum Shelf Life
Red Cell Elute	930110	Kit	30 Months



All products available in bulk quantities

SYPHILIS KITS

Lorne TPHA Kit detects antibodies to *T. pallidum*. Test Cells are preserved avian erythrocytes coated with antigenic components of pathogenic *T. pallidum* (Nichol's strain). Any non-specific reactions are detected using the Control Cells; avian erythrocytes not coated with *T. pallidum* antigens. Non-specific reactions can also be absorbed out using Control Cells. Antibodies to non-pathogenic treponemes are absorbed by an extract of Reiter's treponemes in the cell suspension. Reagents are supplied at optimal dilution for use by the recommended techniques in the pack insert.

Item	Product Code	Size	Maximum Shelf Life
TPHA Microtitre Plate Kit	043100A	100 Tests	18 Months

The VDRL test is a non-treponemal slide agglutination test for the qualitative and semi-quantitative detection of plasma reagins. The antigen suspension, a lipid complex, is agglutinated when mixed with samples containing reagins of patients affected by syphilis. The reagent is supplied ready to use.

VDRL Stabilised Reagent Kit	046511A	250 Tests	30 Months
-----------------------------	---------	-----------	-----------

RPR Carbon Antigen contains micro particulate carbon, which aids in the microscopic reading of results. Lorne provides reagents, controls and kits. All the reagents are supplied at optimum dilution for use by all recommended techniques without the need for further dilution or addition.

RPR Carbon Antigen	045005A	100 Tests	30 Months
RPR Carbon Positive Control	047001A	1ml	30 Months
RPR Carbon Kit	044150A	150 Tests	30 Months
	044500A	500 Tests	30 Months



RPR Carbon Kit



TPHA Microtitre Plate Kit



Strep Test Kit

All pack inserts are available on www.lornelabs.com

LATEX KITS

Lorne ASO Latex Kit is a serologic test for the detection of ASO antibodies. All the reagents are supplied at optimal dilution for use by all recommended techniques in the pack insert.

Item	Product Code	Size	Maximum Shelf Life
ASO Latex Kit	031100A	100 Tests	30 Months

Lorne RF Latex Kit is for the detection of Rheumatoid Factor. The latex reagent is a suspension of latex particles coated with human gamma globulins, which agglutinate in the presence of Rheumatoid Factor. All latex reagents are supplied at optimal dilution for use by all recommended techniques in the pack insert.

RF Latex Kit	830100A	100 Tests	30 Months
--------------	---------	-----------	-----------

Lorne CRP Latex Test Kit is for the detection of CRP. The test reagent consists of latex particles coated with either goat or rabbit Anti-CRP (IgG). All the latex reagents are supplied at optimal dilution for use by all recommended techniques in the pack insert.

CRP Latex Kit	850100A	100 Tests	30 Months
---------------	---------	-----------	-----------

Lorne IM Latex Test Kit is for detection of the heterophile antibody associated with Infectious Mononucleosis. The test reagent consists of latex particles coated with partially purified glycoprotein from bovine red cells. All reagents are supplied at optimal dilution for use by all recommended techniques in the pack insert.

IM Latex Kit	041050A	50 Tests	30 Months
--------------	---------	----------	-----------

Lorne LE Latex Kit is for the detection of nuclear proteins in Systemic Lupus Erythematosus (SLE or LE). The test reagent consists of DNP coated latex particles. All the reagents are supplied at optimal dilution for use by recommended techniques in the pack insert.

LE Latex Test Kit	840050	50 Tests	24 Months
-------------------	--------	----------	-----------

Lorne Strep Kit is a Latex agglutination grouping kit for the identification of Streptococci of Lancefield groups A, B, C, D, F and G by agglutination of specific antibody coated latex particles in the presence of enzymatically-extracted antigen. All the reagents are supplied at optimal dilution for use by all recommended techniques in the pack insert.

Strep Test Kit	860050	6 x 50 Tests	18 Months
----------------	--------	--------------	-----------

Lorne Staph Kit is a Latex agglutination kit for the identification of *Staph. aureus*. Includes latex reagent, control reagent and agglutination slides. All the reagents are supplied at optimal dilution for use by all recommended techniques in the pack insert.

Staph Test Kit	870050	50 Tests	18 Months
	870100	100 Tests	18 Months

ASO Latex Kit



All products available in bulk quantities

FEBRILE ANTIGENS

Lorne Stained Febrile Antigens are for the detection of certain Salmonellae, Rickettsiae and Brucellae pathogens. The antigens are suspensions of killed bacteria, stained to enhance the reading of agglutination tests. The blue stained antigens are specific to the somatic “O” antigens and the red stained antigens are specific to the flagellar “H” antigens. Suspensions of Proteus OX2, OX19 and OXK are used to detect rickettsial antibodies.

Rose Bengal is a slide agglutination test for the qualitative and semi-quantitative detection of anti-Brucella antibodies in human and animal serum. The stained bacterial suspension agglutinates when mixed with samples containing specific IgG or IgM antibodies present in the patient sample.

Item	Product Code	Size	Maximum Shelf Life
Salmonella Typhi H	502005A	100 Tests	30 Months
Salmonella Paratyphi AH	504005A	100 Tests	30 Months
Salmonella Paratyphi BH	506005A	100 Tests	30 Months
Salmonella Paratyphi CH	508005A	100 Tests	30 Months
Salmonella Typhi O	510005A	100 Tests	30 Months
Salmonella Paratyphi AO	512005A	100 Tests	30 Months
Salmonella Paratyphi BO	514005A	100 Tests	30 Months
Salmonella Paratyphi CO	516005A	100 Tests	30 Months
Brucella Abortus	518005A	100 Tests	30 Months
Brucella Melitensis	520005A	100 Tests	30 Months
Proteus OX2	522005A	100 Tests	30 Months
Proteus OX19	524005A	100 Tests	30 Months
Proteus OXK	526005A	100 Tests	30 Months
Febrile Antigen Kit + Controls	532042A	8x100 Tests and 2x1ml	30 Months
Febrile Positive Control	536001A	1ml	30 Months
Febrile Negative Control	537001A	1ml	30 Months
Rose Bengal	155050A	50 Tests	30 Months

ROSE WAALER

Rose Waaler is a technique of passive haemagglutination for qualitative and semi-quantitative detection of human serum Rheumatoid Factor. Sheep red blood cells are coated with a concentration of antiserum to sheep red blood cells that is too low to cause agglutination. The addition of serum from a patient with Rheumatoid Factor will cause agglutination.

Item	Product Code	Size	Maximum Shelf Life
Rose Waaler	156050A	50 Tests	30 Months



Febrile Antigen Kit + Controls

All pack inserts are available on www.lornelabs.com

ABO SYSTEM – MONOCLONAL REAGENTS

Lorne Monoclonal IgM ABO Standard Grade blood grouping reagents contain mouse monoclonal antibodies diluted in a phosphate buffer containing sodium chloride, EDTA and bovine albumin. Each reagent is supplied at optimal dilution for use by slide, tube, gel card and microplate techniques.

Item	Product Code	Size	Maximum Shelf Life
Anti-A Monoclonal - Standard Grade	600010E	10ml	36 Months
Anti-B Monoclonal - Standard Grade	610010E	10ml	36 Months
Anti-A,B Monoclonal - Standard Grade	620010E	10ml	36 Months

RHESUS SYSTEM – MONOCLONAL REAGENTS

Lorne Monoclonal IgM Anti-D Clone 1 Standard Grade blood grouping reagent is a low protein reagent containing a human monoclonal IgM antibody diluted with sodium chloride, bovine albumin and macromolecular potentiators. When typing patient samples, the reagent will directly agglutinate Rh D positive cells, including the majority of variants (but not D^{vi}) and a high proportion of weak D (D^u) phenotypes when using the slide, tube, gel card and microplate techniques.

Item	Product Code	Size	Maximum Shelf Life
Anti-D IgM Monoclonal - Standard Grade	730010E	10ml	30 Months

Lorne Monoclonal Anti-D Duoclone Standard Grade blood grouping reagent is a low protein, blended reagent containing human monoclonal IgM and IgG Anti-D, diluted in a phosphate buffer containing sodium chloride, bovine albumin and macromolecular potentiators. When typing patient samples, this reagent will directly agglutinate Rh D positive cells, including the majority of variants (but not D^{vi}) and a high proportion of weak D (D^u) phenotypes when using the slide, tube, gel card and microplate techniques. It will agglutinate D^{vi} cells in the IAT phase of testing.

Anti-D Duoclone Monoclonal - Standard Grade	740010E	10ml	30 Months
---	---------	------	-----------



All products available in bulk quantities



Lorne Laboratories Limited
Unit 1 Cutbush Park Industrial Estate
Danehill, Lower Earley
Berkshire RG6 4UT United Kingdom

Tel: +44 (0) 118 921 2264

Email: info@lornelabs.com www.lornelabs.com



Published October 2018

