



X-RAY DOES NOT JOKE!



**RADIATION PROTECTION
APRONS AND RADIOLOGY
ACCESSORIES**




www.aktifxray.com | info@aktifxray.com

**CE
0120**

Table of Contents

1. About Us
2. Information and Recommendations
3. Lead / Leadfree and Cover Materials
 - Radiation Protection Equipments and Accessories**
4. Coat Apron With Velcro
5. Coat Apron For Anesthesia
6. Coat Apron With Belt
7. Front Apron
8. Double Sided Apron
10. Double-Sided Apron Wrap Model
11. Vest Skirt Apron
12. Vest Skirt Apron Wrap Model
13. Surgical Apron
14. Dental Apron
15. Aprons For Children
16. Thyroid Collars
17. Gonad Shields - Leg Protectors - Ovary Shields
18. Exclusive Models
19. Protective Covers
20. Antibacterial Silver Line Radiation Protectors
22. Racks
23. Lead Eyewear and Protective Masks
24. Lead Surgical Gloves
 - Radiation Protection Barriers**
25. Protective Curtains
26. Leaded Doors and Protective Barriers
27. Lead Glass
28. Protective Shields and Ceiling Mounted Systems
29. Lead Shielding
30. Rontgen Accessories
31. Negatoscopes
32. Colon Set



Preface

Aktif Dis Ticaret was established in 1993 by the purpose of serving the medical sector.

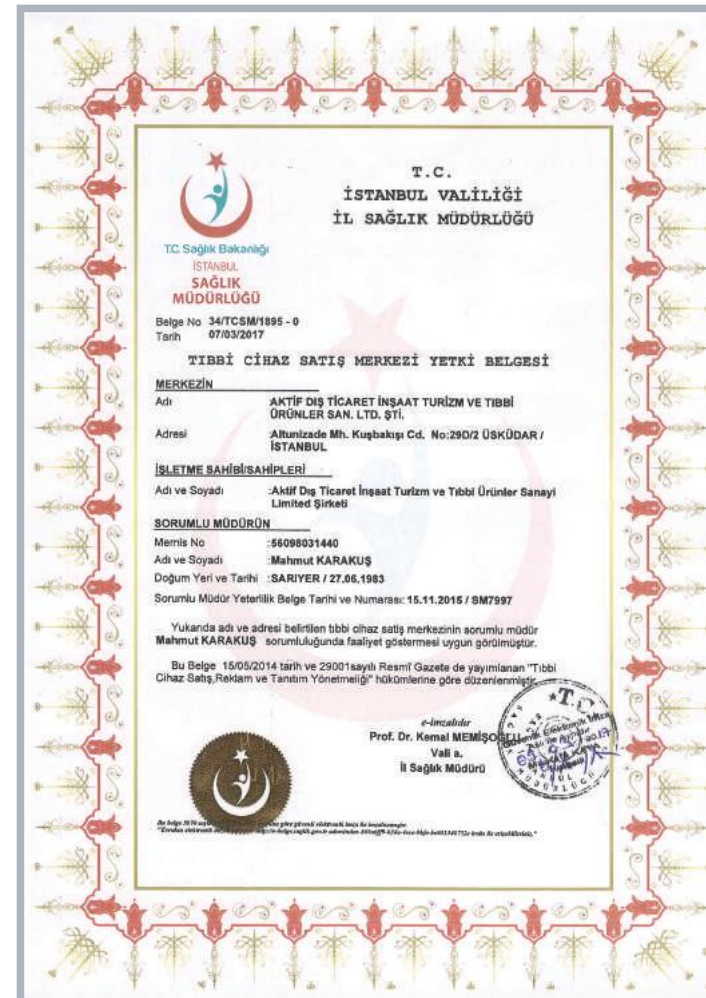
Our first commercial activity was importing the document microfilm recorder which lets archiving easy to Turkish market. Started to representate world-famous radiology accessories manufacturers in Turkey in 1995.

Meanwhile we specialized in protective aprons by importing and distributing all over to Turkey. By the experience on this area Aktif Dis Ticaret started to manufacture protective lead and leadfree aprons with its own brand Aktif X-Ray since 2002. You can look into our Aktif X-Ray brand protective aprons and accessories, which manufactured by % 100 Turkish capital in Turkey and exported to world with warrant of Aktif Dis Ticaret, in our catalog.

We are at your service with our prioritized customer satisfaction understanding and total quality policy. Aktif X-Ray is registered to Aktif Dis Ticaret by Turkish Patent Institute.

Tel: +90 216 474 46 48 | Fax: +90 216 474 48 19
www.aktifxray.com | info@aktifxray.com

Quality Certificates – (SGS-ISO-UBB Authorization Certificate)



Useful Information and Recommendations

General Information about Protective Aprons

Operator should make the right selection for the protective aprons for maximum protection in order to protect his/her body's most affected area by radiation. Especially chest, upper body, gonad and thyroid areas should be protected as a priority.

Aktif X-Ray protective aprons and accessories are manufactured by following the latest technology. With the utilization of advanced radiology instruments, we manufacture modern, light-weight, flexible, including rubber mixed lead models which have high protectivity. Aktif x-ray protective aprons and accessories are designed to be favorable for long term treatments to patients.



X-Ray Protection Apron

Points to Consider During Order Process

It is highly important to wear an apron that fits on your body size.

Recommended Sizes;

Chest

- Chest dimensions for Small size 80-90 cm
- Chest dimensions for Medium size 90-104 cm
- Chest dimensions for Large size 104-120 cm

Length

- 90 cm apron is for 1.45 to 1.55 cm length
- 100 cm apron is for 1.55 to 1.60 cm length
- 110 cm apron is for 1.65 to 1.70 cm length
- 120 cm apron is for 1.75 to 1.85 cm length
- 130 cm apron is for 1.85 to 1.90 cm length

Please indicate your color preferences.

Pocket, name or logo can be added upon request.


Additional snap fastener or rubber belt can be added upon request. (For double sided models)

Certification

As it is directly associated with cell protection, lead and lead free radiation protection aprons are in the scope of Personal Protection Equipment Regulations/Category 3 (complex design) and must be certificated as lead and lead free. Company can add approved notified body number next to CE sign on the product tag after a notified body certificates company's production models with Article 11 A or 11 B.



X-Ray Protection Apron



Material Used

Protective Aprons and Accessories' Cover Material

Standard Fabric: Oxford type fabric which is produced especially for x-ray protection aprons with color variations shown below are used in manufacturing. This fabric is long-lasting and easy wiping in term of hygiene.

Fabric Color Options



Color Options

| | | |
|---|---|---|
|  |  |  |
| Blue | Dark Blue | Gray |
|  |  |  |
| Pink | Burgundy | Green |

Interior Material

The interior lead or lead free polymer rubber material used for Aktif X-Ray Protective Aprons and Accessories is imported abroad and used in accordance to international standards. Our protective aprons received appreciation in Turkey and many other countries with its high quality materials and perfect workmanship.

Our standard protective aprons and accessories are made out of a light compound which contains polymer and protective material mixture. Besides standard 0,125 mm LE, 0,175 mm LE, 0,25 mm LE protective material thicknesses, upon the customer request, we can produce aprons in different protective values.

Light Weight

This protective product we called as light weight is 22% lighter but has the same protective capability as the other brands' similar products.

Lead Free

We can use nature friendly, easy recyclable lead free material with the same protection level of leaded one in our products upon customer request


Protection Value

Light Weight and Lead Free protective materials' protection value is at 80 kV,

0,50 mm Pb protective material protection ratio %99

0,35 mm Pb protective material protection ratio %97

0,25 mm Pb protective material protection ratio %95



Coat Apron With Velcro

This model is designed for user who are exposed to x-ray for long term. It is an ideal model for protection against scattered x-ray expose. It provides maximum comfort, flexibility and lightness to users by its easy wear and take-off feature.

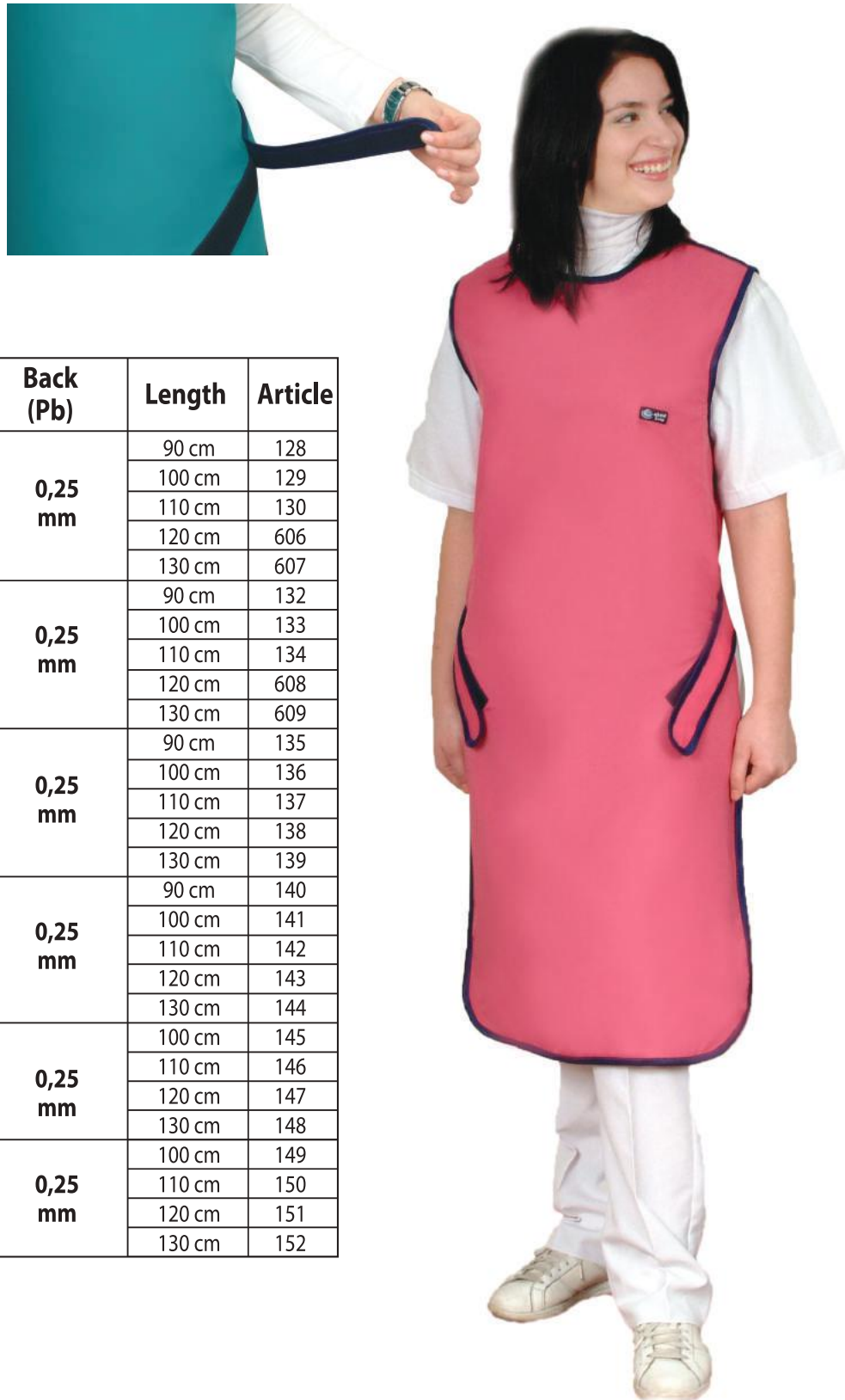
Thanks to its special design, perfectly covers the shoulder and body and it is adjustable according to user's body for maximum protection even on shoulder bones.

Lead

LightWeight Lead
LeadFree (optional)

Lead

Front: 0,35 mm Pb or 0,50 mm Pb
Back: 0,25 mm Pb



| Size | Front (Pb) | Back (Pb) | Length | Article |
|--|--------------------|--------------------|--------|---------|
| SMALL Shoulder Width 40 cm | 0,35 mm | 0,25 mm | 90 cm | 128 |
| | | | 100 cm | 129 |
| | | | 110 cm | 130 |
| | | | 120 cm | 606 |
| | | | 130 cm | 607 |
| Hip Size 60 cm | 0,50 mm | 0,25 mm | 90 cm | 132 |
| | | | 100 cm | 133 |
| | | | 110 cm | 134 |
| | | | 120 cm | 608 |
| | | | 130 cm | 609 |
| MEDIUM Shoulder Width 48 cm | 0,35 mm | 0,25 mm | 90 cm | 135 |
| | | | 100 cm | 136 |
| | | | 110 cm | 137 |
| | | | 120 cm | 138 |
| | | | 130 cm | 139 |
| Hip Size 60 cm | 0,50 mm | 0,25 mm | 90 cm | 140 |
| | | | 100 cm | 141 |
| | | | 110 cm | 142 |
| | | | 120 cm | 143 |
| | | | 130 cm | 144 |
| LARGE Shoulder Width 53 cm | 0,35 mm | 0,25 mm | 100 cm | 145 |
| | | | 110 cm | 146 |
| | | | 120 cm | 147 |
| | | | 130 cm | 148 |
| Hip Size 75 cm | 0,50 mm | 0,25 mm | 100 cm | 149 |
| | | | 110 cm | 150 |
| | | | 120 cm | 151 |
| | | | 130 cm | 152 |

Coat Apron For Anesthesia

It provides very comfortable usage with its 16cm elastic belt and large velcro bands on back protection extension.

Users can keep wearing it during your routine x-ray procedures easily.

Lead

LightWeight Lead
LeadFree (optional)

Lead Equivalent

Front: 0,35 mm Pb or 0,50 mm Pb
Back: 0,25 mm Pb



| Size | Front (Pb) | Back (Pb) | Length | Article |
|--|--------------------|--------------------|--------|---------|
| SMALL Shoulder Width 40 cm | 0,35 mm | 0,25 mm | 90 cm | 153 |
| | | | 100 cm | 154 |
| | | | 110 cm | 155 |
| | | | 120 cm | 156 |
| | | | 130 cm | 157 |
| Hip Size 60 cm | 0,50 mm | 0,25 mm | 90 cm | 158 |
| | | | 100 cm | 159 |
| | | | 110 cm | 160 |
| | | | 120 cm | 161 |
| | | | 130 cm | 162 |
| MEDIUM Shoulder Width 48 cm | 0,35 mm | 0,25 mm | 90 cm | 163 |
| | | | 100 cm | 164 |
| | | | 110 cm | 165 |
| | | | 120 cm | 166 |
| | | | 130 cm | 167 |
| Hip Size 60 cm | 0,50 mm | 0,25 mm | 90 cm | 168 |
| | | | 100 cm | 169 |
| | | | 110 cm | 170 |
| | | | 120 cm | 171 |
| | | | 130 cm | 172 |
| LARGE Shoulder Width 53 cm | 0,35 mm | 0,25 mm | 100 cm | 174 |
| | | | 110 cm | 175 |
| | | | 120 cm | 176 |
| | | | 130 cm | 177 |
| Hip Size 75 cm | 0,50 mm | 0,25 mm | 100 cm | 179 |
| | | | 110 cm | 180 |
| | | | 120 cm | 181 |
| | | | 130 cm | 182 |



Coat Apron With Belt

This model is mounted to extension of back protection and it is ideal to distribute the load on shoulders for long-term use.

Lead

LightWeight Lead
LeadFree (optional)

Lead Equivalent

Front: 0,35 mm Pb or 0,50 mm Pb
Back: 0,25 mm Pb



| Size | Front (Pb) | Back (Pb) | Length | Article |
|--|----------------|----------------|--------|---------|
| SMALL Shoulder Width 40 cm | 0,35 mm | 0,25 mm | 90 cm | 102 |
| | | | 100 cm | 103 |
| | | | 110 cm | 104 |
| | | | 120 cm | 600 |
| | | | 130 cm | 601 |
| Hip Size 60 cm | 0,50 mm | 0,25 mm | 90 cm | 106 |
| | | | 100 cm | 107 |
| | | | 110 cm | 108 |
| | | | 120 cm | 602 |
| | | | 130 cm | 603 |
| MEDIUM Shoulder Width 48 cm | 0,35 mm | 0,25 mm | 90 cm | 109 |
| | | | 100 cm | 110 |
| | | | 110 cm | 111 |
| | | | 120 cm | 112 |
| | | | 130 cm | 113 |
| Hip Size 60 cm | 0,50 mm | 0,25 mm | 90 cm | 114 |
| | | | 100 cm | 115 |
| | | | 110 cm | 116 |
| | | | 120 cm | 117 |
| | | | 130 cm | 118 |
| LARGE Shoulder Width 53 cm | 0,35 mm | 0,25 mm | 100 cm | 119 |
| | | | 110 cm | 120 |
| | | | 120 cm | 121 |
| | | | 130 cm | 122 |
| | | | 100 cm | 123 |
| Hip Size 75 cm | 0,50 mm | 0,25 mm | 110 cm | 124 |
| | | | 120 cm | 125 |
| | | | 130 cm | 126 |

Front Apron

This more preferred model is designed for ones who are exposed to x-ray for long term. This is an ideal model for scattered x-ray from front side of operators. It gives maximum comfort, flexibility and lightness to operators with easy wear and take-off feature

It can be produced with belt and velcro upon customer request.

Lead

LightWeight Lead
LeadFree (optional)

Lead Equivalent

Front : 0,35 mm Pb or 0,50 mm Pb



| Size | Front (Pb) | Length | Article |
|--|----------------|--------|---------|
| SMALL Shoulder Width 40 cm | 0,35 mm | 90 cm | 350 |
| | | 100 cm | 351 |
| | | 110 cm | 352 |
| | | 120 cm | 353 |
| | | 130 cm | 354 |
| Hip Size 60 cm | 0,50 mm | 90 cm | 355 |
| | | 100 cm | 356 |
| | | 110 cm | 357 |
| | | 120 cm | 358 |
| | | 130 cm | 359 |
| MEDIUM Shoulder Width 48 cm | 0,35 mm | 90 cm | 360 |
| | | 100 cm | 361 |
| | | 110 cm | 362 |
| | | 120 cm | 363 |
| | | 130 cm | 364 |
| Hip Size 60 cm | 0,50 mm | 90 cm | 365 |
| | | 100 cm | 366 |
| | | 110 cm | 367 |
| | | 120 cm | 368 |
| | | 130 cm | 369 |
| LARGE Shoulder Width 53 cm | 0,35 mm | 100 cm | 371 |
| | | 110 cm | 372 |
| | | 120 cm | 373 |
| | | 130 cm | 374 |
| | | 100 cm | 376 |
| Hip Size 75 cm | 0,50 mm | 110 cm | 377 |
| | | 120 cm | 378 |
| | | 130 cm | 379 |

Double Sided Aprons

This more preferred model is designed for long term x-ray exposure. It gives maximum comfort, flexibility and lightness to operators with easy wear and take-off feature. It can be produced with belt, thick banded and with Velcro upon customer request.

Lead

LightWeight Lead
LeadFree (optional)

Lead Equivalent

Front : 0,35 mm Pb or 0,50 mm Pb
Back: 0,25 mm Pb

| Size | Front (Pb) | Back (Pb) | Length | Velcro | Belt | Snap |
|---------------------------------------|----------------|----------------|--------|--------|------|------|
| SMALL Shoulder Width 40 cm | 0,35 mm | 0,25 mm | 90 cm | 228 | 253 | 283 |
| | | | 100 cm | 229 | 254 | 200 |
| | | | 110 cm | 230 | 255 | 201 |
| | | | 120 cm | 612 | 256 | 202 |
| | | | 130 cm | 613 | 257 | 203 |
| Hip Size 90-110 cm | 0,50 mm | 0,25 mm | 90 cm | 232 | 258 | 204 |
| | | | 100 cm | 233 | 259 | 205 |
| | | | 110 cm | 234 | 260 | 206 |
| | | | 120 cm | 614 | 261 | 207 |
| | | | 130 cm | 615 | 262 | 208 |
| MEDIUM Shoulder Width 48 cm | 0,35 mm | 0,25 mm | 90 cm | 235 | 263 | 209 |
| | | | 100 cm | 236 | 264 | 210 |
| | | | 110 cm | 237 | 265 | 211 |
| | | | 120 cm | 238 | 266 | 212 |
| | | | 130 cm | 239 | 267 | 213 |
| Hip Size 110-125 cm | 0,50 mm | 0,25 mm | 90 cm | 240 | 268 | 214 |
| | | | 100 cm | 241 | 269 | 215 |
| | | | 110 cm | 242 | 270 | 216 |
| | | | 120 cm | 243 | 271 | 217 |
| | | | 130 cm | 244 | 272 | 218 |
| LARGE Shoulder Width 53 cm | 0,35 mm | 0,25 mm | 100 cm | 245 | 274 | 220 |
| | | | 110 cm | 246 | 275 | 221 |
| | | | 120 cm | 247 | 276 | 222 |
| | | | 130 cm | 248 | 277 | 223 |
| Hip Size 125-140 cm | 0,50 mm | 0,25 mm | 100 cm | 249 | 279 | 225 |
| | | | 110 cm | 250 | 280 | 226 |
| | | | 120 cm | 251 | 281 | 227 |
| | | | 130 cm | 252 | 282 | 284 |



Double Sided Apron with Belt



Back Side



Double Sided Apron with Snap

Double-Sided Apron Wrap Model

This wrap model apron provides perfect protection for front side of the body because it covers front completely. For the two sided x-ray expose , overall protection level is kept as 0,25 mm Pb at single front part , so it gives 0,50 mm Pb protection for long term use by a lighter weight apron.

It gives maximum protection and preferred by operator of Cardiology department and fields where there is too much x-ray. It has two models with belt and without belt giving maximum protection.

It can be worn like a jacket and its cruvaze style overlaps to each other in order to give full protection on front side of human body and gonad region. The shoulder pads decreases the load over the shoulders.

Lead :

LightWeight Lead
LeadFree (optional)

Lead Equivalent

Front: 0,35 mm Pb or 0,50 mm Pb
Back: 0,25 mm Pb



| Size | Front (Pb) | Back (Pb) | Length | Article |
|--|----------------|----------------|--------|---------|
| SMALL Shoulder Width 40 cm | 0,35 mm | 0,25 mm | 90 cm | 520 |
| | | | 100 cm | 521 |
| | | | 110 cm | 522 |
| | | | 120 cm | 523 |
| | | | 130 cm | 524 |
| Hip Size 90-110 cm | 0,50 mm | 0,25 mm | 90 cm | 525 |
| | | | 100 cm | 526 |
| | | | 110 cm | 527 |
| | | | 120 cm | 528 |
| | | | 130 cm | 529 |
| MEDIUM Shoulder Width 48 cm | 0,35 mm | 0,25 mm | 90 cm | 530 |
| | | | 100 cm | 531 |
| | | | 110 cm | 532 |
| | | | 120 cm | 533 |
| | | | 130 cm | 534 |
| Hip Size 110-125 cm | 0,50 mm | 0,25 mm | 90 cm | 535 |
| | | | 100 cm | 536 |
| | | | 110 cm | 537 |
| | | | 120 cm | 538 |
| | | | 130 cm | 539 |
| LARGE Shoulder Width 48 cm | 0,35 mm | 0,25 mm | 100 cm | 541 |
| | | | 110 cm | 542 |
| | | | 120 cm | 543 |
| | | | 130 cm | 544 |
| Hip Size 125-140 cm | 0,50 mm | 0,25 mm | 100 cm | 546 |
| | | | 110 cm | 547 |
| | | | 120 cm | 548 |
| | | | 130 cm | 549 |

Vest Skirt Aprons

This so chick skirt and vest combination model provides ease for movement capability by distributing the weight between shoulders and waist. Skirt and vest model can be produced besides of our standard body size given above according to exact body size of operators upon request.

Lead

LightWeight Lead
LeadFree (optional)

Lead Equivalent

Front : 0,25 mm Pb or 0,35 mm Pb (At the overlapped area in front side, the lead value is double)
Back : 0,25 mm Pb



| Size | Front (Pb) | Back (Pb) | Vest Length | Skirt Length | Article |
|---------------|------------|-----------|-------------|--------------|---------|
| SMALL | 0,25 mm | 0,25 mm | 60 cm | 55 cm | 415 |
| | 0,35 mm | | | | 401 |
| MEDIUM | 0,25 mm | 0,25 mm | 60 cm | 60 cm | 416 |
| | 0,35 mm | | | | 402 |
| LARGE | 0,25 mm | 0,25 mm | 60 cm | 65 cm | 417 |
| | 0,35 mm | | | | 403 |

Vest Skirt Apron Wrap Model

This so chic skirt and vest combination model provides ease for movement capability by distributing the weight between shoulders and waist. Vest Skirt Apron Wrap Model provides perfect protection by fully covering front of the body with its overlapping panels (0,175 mm / 0,25 mm Pb). For instance, to provide 0,50 mm Pb protection for front of the body, two 0,25 mm Pb panels are arranged to be overlapped. Besides the light weight in long term usage, wrap models also provides highest level of protection. Vest Skirt Apron Wrap Model can be produced besides of our standard body size given above according to exact body size of operators upon request.

Lead

LightWeight Lead
LeadFree (optional)

Lead Equivalent

Front: 0,35 mm Pb or 0,50mm Pb (At the overlapped area in front side, the lead value is double)
Back: 0,25 mm Pb



| Size | Front (Pb) | Back (Pb) | Vest Length | Skirt Length | Article |
|--------|------------|-----------|-------------|--------------|---------|
| SMALL | 0,35 mm | 0,25 mm | 60 cm | 55 cm | 430 |
| | 0,50 mm | | | | 420 |
| MEDIUM | 0,35 mm | 0,25 mm | 60 cm | 60 cm | 431 |
| | 0,50 mm | | | | 421 |
| LARGE | 0,35 mm | 0,25 mm | 60 cm | 65 cm | 432 |
| | 0,50 mm | | | | 422 |

Surgical Apron

It can be worn under the surgical gown to provide protection to operators in case of continuous shooting. Doctors do not want to take off it by themselves because they should not risk the hand sterilization. That's why an assistant can take off the velcro band, so the protection apron drop down. No need to use this apron if the shooting is finished.

Lead

LightWeight Lead
LeadFree (optional)

Lead Equivalent

Front : 0,35 mm Pb or 0,50 mm Pb
Back : 0,25 mm Pb



| Size | Front (Pb) | Article |
|-------------|------------|---------|
| 50 x 80 cm | 0,25 | 405 |
| 60 x 90 cm | | 406 |
| 60 x 100 cm | | 407 |
| 60 x 110 cm | | 408 |
| 60 x 120 cm | 0,35 | 409 |
| 50 x 80 cm | | 410 |
| 60 x 90 cm | | 411 |
| 60 x 100 cm | | 412 |
| 60 x 110 cm | | 413 |
| 60 x 120 cm | | 414 |

Dental Aprons

Dentists use medical radiological examination techniques as Panoramic, Periapical, Sefalometric, Sinus graphics very often for diagnostic. That's why it is necessary to use protective aprons and thyroid collars during the treatment. Specially for children and pregnant it is not allowed to make shooting without protective apron.

Lead
LightWeight
LeadFree (optional)

Lead Equivalent
Lead Front: 0,35 mm Pb or 0,50 mm Pb
Back: 0,25 mm Pb

| Size | Front (Pb) | Back (Pb) | Length Width | Article |
|--------|------------|-----------|--------------|---------|
| SMALL | 0,35 mm | 0,25 mm | 60x60 cm | 341 |
| | 0,50 mm | | | 320 |
| MEDIUM | 0,35 mm | 0,25 mm | 70x60 cm | 342 |
| | 0,50 mm | | | 321 |
| LARGE | 0,35 mm | 0,25 mm | 75x75 cm | 343 |
| | 0,50 mm | | | 322 |



Patient Protection Apron

This model is produced especially for patient under dental treatment. This model eases the usage and has thyroid protector which provides giving maximum protection to user.

Lead
LightWeight Lead
LeadFree (optional)

Lead Equivalent
Front: 0,35 mm Pb or 0,50mm Pb

| Size | Pb | Dimensions | Article |
|----------|---------|-------------|---------|
| STANDARD | 0,35 mm | 60 x 100 cm | 323 |
| | 0,50 mm | | 340 |



Aprons For Children

Children aprons are produced mostly as front and back protected. They are produced with belt to fit it to the body well and gives maximum safety and ease for usage.

Coat Apron For Children

Lead
LightWeight Lead
LeadFree (optional)

Lead Equivalent
Front: 0,50 mm Pb
Back: 0,25 mm Pb

| Size | Front (Pb) | Back (Pb) | Article |
|------------|------------|-----------|---------|
| 3-5 Years | 0,50 mm | 0,25 mm | 501 |
| 6-8 Years | | | 502 |
| 9-12 Years | | | 503 |
| Set | | | 504 |



Double- Sided Apron For Children

The models are ease to wear and take off. They are tightened by Velcro bands. This model gives maximum protection and safety for children.

Lead
LightWeight Lead
LeadFree

Lead Equivalent
Front: 0,50 mm Pb
Back: 0,25 mm Pb

| Size | Front (Pb) | Back (Pb) | Article |
|------------|------------|-----------|---------|
| 3-5 Years | 0,50 mm | 0,25 mm | 505 |
| 6-8 Years | | | 506 |
| 9-12 Years | | | 507 |
| Set | | | 508 |

Thyroid Collars

It is produced in order to protect the thyroid region which is one of the most effected part in human body from x-ray. It has 5 models: Standard, Hat Model, Large Hat Model, Panoramic and Children.

It is recommended operators to have their own private thyroid collar as a matter of hygiene (sweating).

The standard model can be mounted to double-sided aprons by snap fastener. It should be sewed to only Front side closed aprons

Lead

LightWeight Lead
LeadFree(optional)

Lead Equivalent

0,50 mm Pb

| Model | Pb | Kod |
|--------------------|---------|-------|
| Panoramic | 0,50 mm | 316 |
| Large Hat Style | | 317 |
| Standard | | 318 |
| Hat Style | | 319 |
| For Children | | 328 |
| Hat Style Children | | 319/1 |



Hat Style Children



For Children



Standard



Hat Style



Large Hat Style

Ovary Shields and Gonad Shields

Ovary is the most sensitive regions of our bodies – where our genitals are located – to X-RAY.

AKTIF X-RAY ovary shields provides ease for use, comfort and cleanliness and starts from 1.00 mm Pb lead level to provide the maximum protection.

It is produced as 3 different models for 0-9 years , 9-16 years and over 16 years users.

Lead

LightWeight Lead
LeadFree(optional)

Lead Equivalent

1,00 mm Pb

| Size | Pb | Article |
|--------|---------|---------|
| Small | 1,00 mm | 312 |
| Medium | | 313 |
| Large | | 314 |
| Set | | 315 |



Gonad Shields For Males

It must be used to protect gonad region –where our genitals are located-to X-Ray

It is produced as 3 different models for 0-9 years, 9-16 years and over 16 years users.

Lead

LightWeight Lead
LeadFree(optional)

Lead Equivalent

1,00 Pb

| Size | Pb | Article |
|--------|---------|---------|
| Small | 1,00 mm | 324 |
| Medium | | 325 |
| Large | | 326 |
| Set | | 327 |

Leg Protectors

Leg protector is produced according to customer request and it has velcro fastener which enables usage for every size.

| Size | Pb | Article |
|----------|---------|---------|
| Standard | 0,50 mm | 329 |



Lead:
LightWeight Lead
LeadFree (optional)

Lead Equivalent
0,50 mm Pb



Exclusive Models

We offer exclusive production options with high quality materials and perfect workmanship for our customers.

Arm and Wing Protectors

We can provide stitched or snap fastened arm / wing protectors for aprons on demand. It can be produced in six different color options and desired lead equivalent.



Wing Protectors



Arm Protector

Back Relief Belts

Back Relief Belts are needed due to the heavy weight of protective aprons, disfunctioning of belts in time. Contrary to similar belts' loss of elasticity in time, this design provides long term usage. These belts offer safe hold and ease to wear and take off with its nonslip, adjustable buckle or touch and close fastener. It can be produced in 4 different sizes (S,M,L,XL) and 6 different colors on demand.



Protective Caps

Perfectly fitted to head caps can be produced in a variety of lead equivalent values. They provide ease for usage with the touch and close fasteners.



Beret Model

Bonnet Model

Samurai Model

Breast Shields

These shields are used in spine shoots. Its length can be adjusted with its touch and close fastener. For full spine shoots, it does not contain lead on neck. So it is ideal for scoliosis treatments.



Half Aprons

Half aprons can be used for gonad/ovary protector or many other purposes. It is easy-to-use and can be tightened to waist by means of velcro belt.

Lead

LightWeight Lead
LeadFree(optional)

Lead Equivalent

0,50 mm Pb

| Size | Pb | Article |
|----------|---------|---------|
| 20x25 cm | 0,50 mm | 301 |
| 30x30 cm | | 302 |
| 37x40 cm | | 303 |
| 40x50 cm | | 304 |
| Set | | 305 |



Protective Covers

Any of the protective covers below can be used for all radiological environments. The important point is that you should select the proper size for your needs.

Lead

LightWeight Lead
LeadFree(optional)

Lead Equivalent

0,35 mm Pb or 0,50 mm Pb




| Size | Pb | Article |
|-----------|---------|---------|
| 60x60 cm | 0,35 mm | 306 |
| 90x60 cm | | 307 |
| 120x60 cm | | 308 |
| 60x60 cm | 0,50 mm | 309 |
| 90x60 cm | | 310 |
| 120x60 cm | | 311 |



ANTIBACTERIAL SILVER LINE RADIATION PROTECTORS

PURE SILVER AND PURE PERFORMANCE

Rego X-Ray combines x-ray protection with additional protection against bacteria, odour and offers an anti-static performance as well as a cooling effect.



ANTIMICROBIAL

Protection against growth of bacteria and fungus



ANTI-ODOR

Eliminates odor in a natural way



ANTI-STATIC

Offers protection against electrostatic charge



THERMOREGULATION

Keeps you cooler during a long time treatment



DURABLE

Permanent effect during the whole life of X-ray protection cloth




PURE SILVER AND PURE PERFORMANCE

Our silver line fabrics used in X-Ray protective aprons offers much more advantages when compared with regular ones.

Rego X-Ray silver line fabrics are produced with silver threads as its name suggests.

These silver threads have antimicrobial affect so it provides protection against growth of bacteria and fungus that cause odor. At the same time these threads have anti-static and thermoregulation features.

Fibre surface: no nanotechnology or complex chemical formula, just natural silver



Available in 4 colors: light-blue, navy-blue, emerald green and bordeaux.



Racks

It is important to store aprons in proper condition in order to long last their use life. At the same time, easy reach, user friendliness, small size and easy mounting are essential points of storage conditions.

Wall Mounted Apron Rack : (2 arms -3 arms -5 arms):
This user friendly and ergonomic hanger help to long last your apron's life . Special hooks can be mounted to this model for skirts.



Mobile Apron Rack Stainless Steel (5-10) This mobile racks have metal foots and strong wheels which makes it to move easily. 5-10 aprons can be hanged.

Mobile Apron Rack: With this rack you can store up to 10 aprons by using natural wooden or steel hangers. Please indicate the type and quantity of the hangers with your orders.



| Model | Article |
|---|---------|
| Wall Mounted Rack For Gloves | 400008 |
| Wall Mounted Rack For Two Aprons | 400025 |
| Wall Mounted Rack For Three Aprons | 400105 |
| Wall Mounted Rack For Five Aprons | 400104 |
| Mobile Rack For Five Aprons Stainless Steel | 400011 |
| Mobile Rack For Ten Aprons Stainless Steel | 400013 |
| Natural Wooden Hanger | 400015 |
| Mobile Apron Rack | 400111 |
| Lux Mobile Rack with Shelf | 400112 |

Wall Mounted Rack For Aprons




Wall Mounted Rack For Gloves

This special hanger has very important role for keeping lead gloves lifelong.



Natural Wooden Hanger: Strong wooden body, stainless steel hook part and proper design long lasts your apron's life. Capacity is only one apron. Color is teak.



Steel Rack

Lead Eyewear and Protective Masks

Lead Eyewear

Our lead eyewear is well-selected and gives the highest protection and comfort of use to operators. Panorama type eyewear is advised to be used in areas where there is radiation expose risk from sides of the head.

PS: According to prescription of user, optically corrected lenses can be produced for panorama model.



Panorama



Ultralite 9935



Ultralite 99



Ultralite 9941



Fitover



Alumilities 99AL

| Model | Pb | Article |
|------------------|---------|---------|
| Panorama | 0,75 mm | 700 |
| Ultralite 99 | 0,75 mm | 701 |
| Fitover | 0,75 mm | 702 |
| Ultralite 9935 | 0,75 mm | 704 |
| Ultralite 9941 | 0,75 mm | 705 |
| Alumilities 99AL | 0,75 mm | 706 |



Protective Masks

Panoramic Half Protection Mask

A mask of leaded acrylic protection – covering over to almost complete surface of the face-can be applied.

It is ideal for minimum bad –effect of radiation.

It can be cleaned very easily.

It must be kept away from high pressure and temperature.



Panoramic Half Protection Mask

Panoramic Full-Face Protection Mask

Leaded acrylic mask protects the complete face from forehead to chin. It has 20cm length.

Adjustable headband gives use of comfort. It must be kept away from high pressure and temperature.



Panoramic Full-Face Protection Mask

| Model | Pb | Article |
|-------------------------------------|---------|---------|
| Panoramic Half Protection Mask | 0,10 mm | 707 |
| Panoramic Full-Face Protection Mask | 0,10 mm | 708 |

Lead Surgical Gloves

These gloves are made of natural dry rubber mixed with lead oxide. The mix of these two raw materials grants high elasticity and softness combined with the best x-ray protective curve without negative peaks typical of other protective materials. Each single gloves is controlled and tested by specialized operators that verify the full conformity to the Standards requisites and to the strictly requirements defined by our Quality Management System.

Models: XP-1* Light Type XP-2** Medium Type XP-3*** Heavy Type

Where To Use :

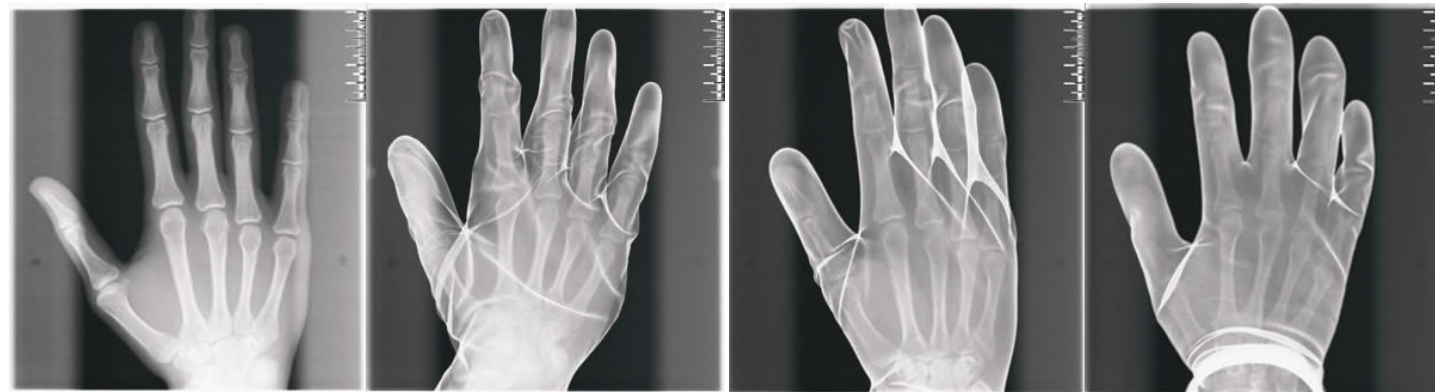
XP-1* Light Type : Gives, maximum touch sense, it is self-lubricated (ease wearing), used more at angiography urology, hematology , gastroenterology, light-simple surgical operations.

XP-2 Medium Type :** Medium thickness, self-lubricated (ease wearing), used more at urology, oncology centers, dentistry, surgery and cardiology.

XP-3* Heavy Type :** It has thicker materials and proper for traumatology and nuclear field.

| Size | XP-1* Light | XP-2** Medium | XP-3*** Heavy |
|------|-------------|---------------|---------------|
| 6 ½ | 750 | 756 | 762 |
| 7 | 751 | 757 | 763 |
| 7 ½ | 752 | 758 | 764 |
| 8 | 753 | 759 | 765 |
| 8 ½ | 754 | 760 | 766 |
| 9 | 755 | 761 | 767 |

| Absorbtion and Screening Percentage | 60 Kv | 80 Kv | 100 Kv |
|-------------------------------------|-------|-------|--------|
| XP-1* Light | 36% | 31% | 27% |
| XP-2** Medium | 61% | 54% | 47% |
| XP-3*** Heavy | 72% | 65% | 59% |



Without Gloves

1 star

2 star

3 star

Lead Gloves

Aktif X-Ray lead gloves are flexible, homogenous and gives maximum safety to operator with 0,50mm Pb lead value.

| Model | Pb | Article |
|----------------|---------|---------|
| Leather Gloves | 0,50 mm | 772 |



Protective Curtains

As Aktif X-Ray we produce radiation protective lead curtains which provides ease for apply and usage.

Lead

LightWeight Lead / LeadFree(optional)

Height Adjustable Mobile Protective Shield

This 60x60 cm sized, 0,50 mm Pb panel can be adjusted as 95x160 cm height. With 60 cm diameter aluminum caster system, it provides flexibility and can be immobilized with the 2 brake casters easily. We can produce it in any size and protective value on demand.



Curtains for Tables (Saddle Type)

These curtains can be produced as applicable for all types of tables and with the overlapping panel, it provides ease for usage while opening and closing the curtain. It is suitable for use in surgeries with C arm X-ray units and can be produced in any demanded size.



Lower Body Shields For Operation Tables

It can be mounted to operation table's accessories rail and protecting operator against secondary radiation coming through under secondary table. Table mounted model is designed to protect doctor and other stuff against to radiation during operation. Protective lead material's size is 116 cm x 76 cm , lead equivalent is 0,50mm Pb. Metal part is not magnetic. It can be mounted to both sides of operation table. It can move to front-back direction with ease on table accessory rail giving maximum comfort and safety.

Technical Features

Lead Equivalent: 0,50 mm Pb flexible curtain

Dimensions: Length:116cm xHeight:76cm

Color: Grey

Metal Part: Aluminum

| Article | Pb |
|---------|---------|
| 901 | 0,25 mm |
| 725 | 0,35 mm |
| 713 | 0,50 mm |



Leaded Doors and Protective Barriers

Our company produces protective lead doors and protective barriers in any demanded size and provides the mounting service. Our protective barriers produced in high quality and with its featured caster system it provides high mobility compared to its equivalent products. And as our doors are rabbeted, they provide maximum protection against x-ray compared to its equivalent products. Standard color of our doors and doorframes is white/beige. We can also produce sliding doors on demand. Doors and protective barriers can be produced as double leaf and triple leaf. Please demand proposal by notifying the sizes of protective barriers and sizes you need.

Standard Protective Barrier

Dimensions of standard lead protective barrier is 100cm x 200cm. Strong caster system and eye height level lead glass give relax movement capability and wide view perspective to operator.

Standard Protective Barrier With Large Glass

Although the technical characteristics and sizes same as the standard protective barrier with a larger glass offers the user a wider viewing angle.

| Model | Size | Pb | Glass Size | Article |
|--|------------|--------|------------|---------|
| Standard Protective Barrier | 100x200 cm | 2,0 mm | 20 x 20 cm | 720 |
| Standard Protective Barrier With Large Glass | 100x200 cm | 2,0 mm | 50 x 80 cm | 721 |

Lead Doors

Aktif X-Ray produces custom made leaded doors according to customer needs and gives installation service. Single, double and sliding doorset options are available. Leaded jambs grant a continuous shielding together with wall panels. All doorsets are equipped with high quality handles, heavy duty hinges/sliding system and perfect workmanship. Please send technical drawing with dimensions and protection level when you ask quotation.

| Model | Size | Pb | Article |
|--------------------|------------|--------|---------|
| Standard Lead Door | 100x200 cm | 2,0 mm | 716 |



Standard Paravane



Standard Paravane with Large Glass



LEAD GLASS

Our lead glasses provide high quality transparency and protection. With high amounts of lead and barium substances it provides optimum protection between 100-300 Kv. We produce our lead glasses as 2600 mm x 1300 mm sized polished plates. At the same time, we can cut it in smaller sizes on demand. They are applicable for lamination so, they can be laminated with PV3 (polyvinyl butyral) as double layered. Our lead glasses are audited tightly and they have the certificate of conformity ISO 14001 and also quality standards.

- Benefits Of Med - X

- Protection to 100-300 Kv devices radiation
- Optimum Protection with high lead and barium
- Transparent
- Convenient For Lamination
- Big Sizes
- Up to 2600 mm x 1300 mm standard products .

- Area Of Usage

- Radiography and CT rooms
- Medical Diagnostic Screen
- Protective Window in Laboratories
- Lens of Protective Glasses
- Airport Safety Screens.



Lead Glass



| Thickness | Minimum Lead Equivalence (mm) for Stated X-Ray Tube Voltage | | | | | |
|--------------|---|-------|-------|-------|-------|-------|
| | 100kV | 110kV | 150kV | 200kV | 250kV | 300kV |
| 5,0-5,5 mm | 1,7 | 1,6 | 1,5 | 1,3 | 1,3 | 1,3 |
| 7,0-8,5 mm | 2,3 | 2,3 | 2,1 | 1,8 | 1,8 | 1,8 |
| 8,5-10,0 mm | 2,8 | 2,8 | 2,5 | 2,2 | 2,2 | 2,2 |
| 10,0-12,0 mm | 3,3 | 3,2 | 2,9 | 2,5 | 2,5 | 2,5 |
| 11,0-13,0 mm | 3,7 | 3,5 | 3,3 | 2,8 | 2,8 | 2,9 |
| 14,0-16,0 mm | N/A | 4,7 | 4,1 | 3,5 | 3,6 | 3,7 |
| 16,0-18,0 mm | N/A | N/A | 4,6 | 4 | 4,1 | 4,3 |
| | *N/A : Not measured value | | | | | |

Protective Shields and Ceiling Mounted Systems

Overhead Suspended Shield Model 354

This ergonomically designed shield can be moved partially over a patient and adjusted to provide maximum protection to the practitioner's eyes and upper body. A central joint enables the lead acrylic window to turn and tilt until the optimum position is achieved.

- 0,50 mm lead acrylic with ball & socket joint can be positioned at any angle
- Shield can be placed over the patient for maximum protection
- The decision to locate the cut-out on the left or right can be made during installation, according to its intended use
- A version without the cut-out can be rotated horizontally if a wider shield is required
- Optional flexible 0,50 mm Pb curtains can be factory fitted to either version
- Other sizes available

All of the above shields can be mounted on a ceiling column or on a ceiling track with or without a Surgical Lamp. Or, alternatively, on its own wall mounted.



Overhead Suspended Shield Model 351

The lead acrylic window of this shield is placed partially over the patient for effective protection against scatter radiation to the eyes and upper body. The wide format provides a safe zone for the practitioner and for personnel assisting close by. The window can be turned to the most convenient angle or removed immediately for emergency access to the patient.

- 60x80 cm 0,50 mm lead acrylic window ensures protection against scatter radiation to the eyes & upper body
- Wide configuration provides a safe zone for user and personnel close by
- Contoured shield can be placed over the patient for maximum protection
- A version without the cut-out is available
- Optional 0,50 mm Pb flexible curtain can be fitted to either version for additional protection

All of the above shields can be mounted on a ceiling column or on a ceiling track with or without a Surgical Lamp. Or, alternatively, on its own wall mounted.



Overhead Suspended Shield Model 350

These compact shields ensure maximum dose reduction to the eyes by the use of high-quality lead glass, with a lead equivalency of 2,00 mm Pb. The windows can turn horizontally & vertically until the ideal angle is obtained for protection. This also helps eliminate reflections from lights or other equipment and ensures a clear view of the patient.

- Easy to move overhead shield
- Maximum protection for eyes & thyroid
- Available as 30x40 cm or 40x50 cm
- 2,00 mm Pb lead window with 0,50 mm Pb curtain @150 kV
- Different curtain lengths available



Ceiling Track Mounted Shields & Surgical Lamps

A ceiling track provides maximum positioning flexibility, enabling the shield and/or lamp to be moved easily into the working area. When not in use they can be parked up to 5.5 metres away.

- Ceiling tracks are 2,5 metres long, compact and exceptionally easy to install & use. They can be positioned at any angle across the ceiling.
- Ceiling tracks are useful when static mounts prevent the movement of other equipment.
- The smooth running track carriage will accommodate one or two shields or surgical lamps or a combination of both.
- An additional carriage can be fitted if independent movement of a lamp and shields is required.



Lead Shielding

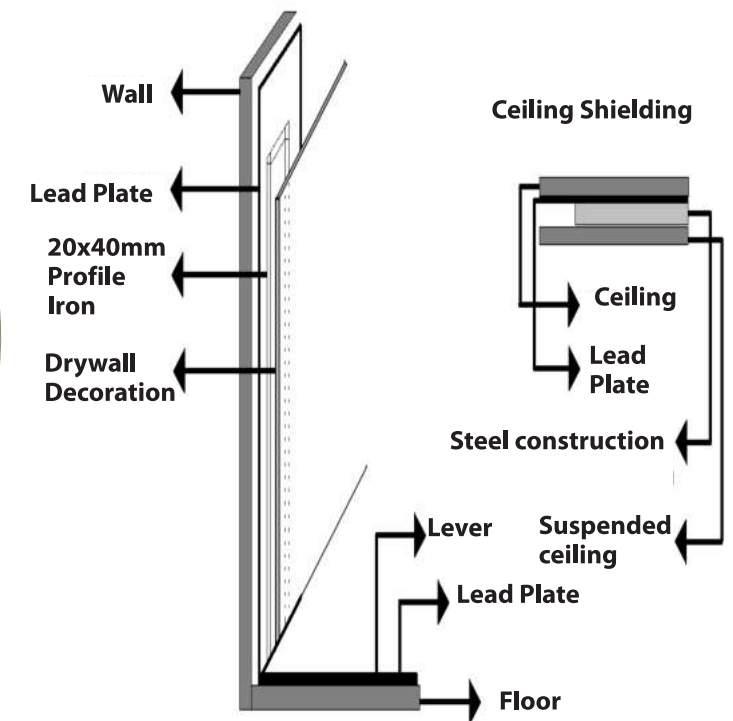
Radiation safety rules and regulation requires wall of the rooms (Radiography, tomography, computer aided tomography, radiotherapy, X-Ray) to be leaded isolation. Our company produces also windows and doors of these rooms beside their walls. Please send your inquiry with technical drawing of your room.

What we do;

By our team having 25 years experience;
Shielding for radiography and tomography rooms according to TAEK and World standards.
Design and shielding for dental panoramic radiography rooms.
Fully customized leaded doors in different models and sizes
Fully customized protective barrier (fixed, mobile and any size).



Wall and Floor Shielding



WINDOWS – FLOORS – CEILINGS SHIELDINGS

X-Ray Windows Shielding:

X-Ray windows shielding system is made by sliding shutters, made of strong wood box panels with interposed lead, calibrated and brushed.

X-Ray Floor Shielding With Lead Sheets:

For shielding are used lead sheets protected by tarred felt paper. The sheets overflow near the junctions and wall edges to avoid escape radiations outgoing.

X-Ray Ceiling Shielding:

Ceiling shielding is made using X-Ray panels with the same features of wall-panels. Panels fixing is made of wood structure (minimum section cm 6x6) fixed on ceiling by supports.

Rontgen Accessories


Positioning Aids

We have positioning aids set which are used during radiological examination and therapies. The set includes 9 parts; 2 circular, 1 cylindrical, 1 rectangle, 4 triangle, 1 pyrisma.

| Definition | Article |
|----------------------------------|---------|
| Standard Kit with Bag (uncoated) | 614013 |
| Standard Kit with Bag | 614113 |
| CT shots model | 614118 |
| New Polyeten Kit with Bag | 614213 |
| Multipurpose Pad | 666666 |



Positioning Aids



Patient Table Pad

It can be produced in customized size upon request.
Width : 60 cm
Height : 200 cm



Patient Table Pad

Lead Letters and Warning Signs

We provide a variety of lead letters and numbers. Warning signs are mandatory to use in radiation exposed areas.



Lead Letter and Markers



İÇERİ GİRMEYİNİZ
DO NOT ENTER

Computerized Tomography Grayshield Eye and Thyroid Protectors

Grayshield eye and thyroid protectors (1,4 mm thickness) provides 0,125 mm Pb lead equivalent protection.

Grayshield Thyroid Protectors

Grayshield Thyroid Protectors are designed to fit exactly on adam's apple and produced to protect thyroids, which are sensitive to x-rays, during tomography and other radiographies.



Grayshield Eye Protectors

Grayshield Eye Protectors are designed to cover front and side of the eyes and they reduce the x-ray exposure significantly during tomography and radiographies. It is applicable for any face shape by its hypoallergenic adhesive tape.




As Grayshield Thyroid and Eye Protectors are for single use only, they are prevent contagious diseases. They can be considered as domestic waste because they are composed of barium sulfates.


Negatoscopes

Technical Specifications

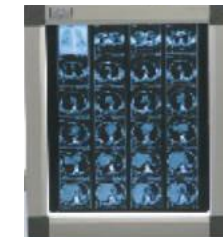
- 34 mm thickness
- TFT-LCD screen with homogeneous light
- Special light characteristic for rontgen, mammography, MR and CT films
- Using desired panels
- Special light colors and intensity
- 6-8 years lamp life
- Minimum eye fatigue due to vibration-free light source
- Energy saver lamps (CCFL/LED)
- Use option DC12V or AC 220 V
- Stylish design
- Optional specialized production
- Can be mounted horizontally of vertically
- Can be used on table with back stand
- 2 year warranty



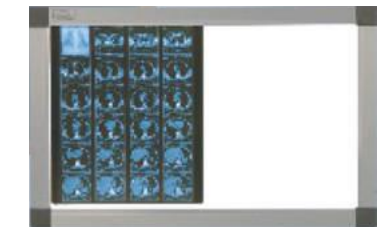
STANDARD MODELS



Panoramic Negatoscope
(25x40 cm) Article: 643006



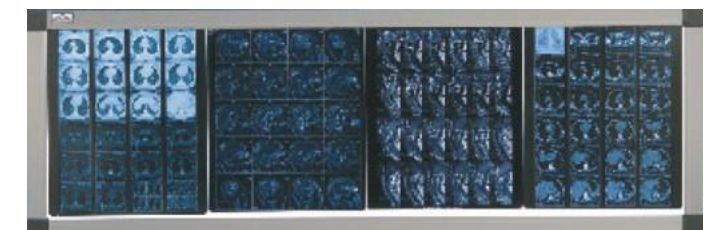
Single Negatoscope
(44,7x51,4 cm) Article: 643100



Double Negatoscope
(80,4x51,4 cm) Article: 643101



Triple Negatoscope
(116,4x51,4 cm) Article: 643102



Quadruple Negatoscope
(151,6x51,4 cm) Article: 643103

Vertical Negatoscope for Spinal Cord shootings

| IRIS Light Type | IRIS Circle | Bright Power | Article |
|-----------------|-------------|--------------|---------|
| Standard | 5-100 mm | 70.000 lux | 643170 |
| Model - An | 5-100 mm | 70.000 lux | 643171 |

NOTE: Please ask information about mammography negatoscope.

Colon Set

Instruction For Use

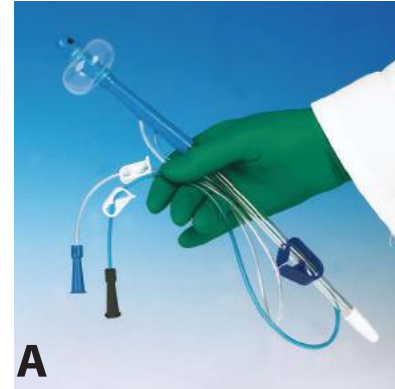
1. Join the application tip and enema bag,
2. Close all clamps,
3. Pour prepared solution to enema bag,
4. Close and tighten the lid of enema bag,
5. Before apply to patient, open clamp on application hose in order to let solution to reach to tip,
6. Lubricate the tip using Vaseline,
7. Locate the tip slightly inside rectum,
8. Squeeze the pump once and inflate the silicon balloon by opening clamp.



Colon Set

A) SLIMLINE – 3 WAYS DOUBLE CONTRAST COLON TIP

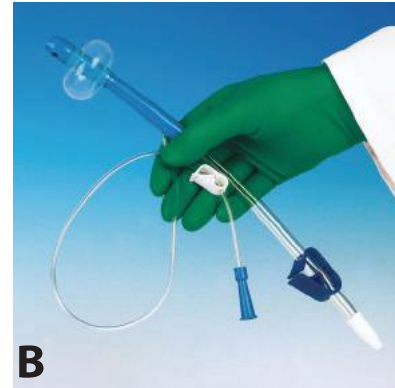
1. 18 mm diameter flexible tip and air canal with clamp for dispensing the radioopaque material to body,
2. Silicon balloon and clipped air entry part which keeps tip stuck to body during application,
3. Air entry with clamp for air radiographic shots.



A

B) SLIMLINE – 1 WAYS DOUBLE CONTRAST COLON TIP

1. 18 mm diameter flexible tip and air canal with clamp for dispensing the radioopaque material to body,
2. Silicon balloon and clipped air entry part which keeps tip stuck to body during application,
3. Air entry with clamp for air radiographic shots.



B

C) ENEMA BAG

1. Designed specially in order to increase speed of solution flow,
2. It has scale, it can contain 3000 ml solution in fully capacity,
3. Screwed and airy lid,
4. Clamper Extension Hose.



C

CONSIDERE POINTS

1. Do not use vinyl or latex containing gloves,
2. Take care of not to make pressure to vagus nerve,
3. Do not make fast or deeper the application,
4. Squeeze the pump only once in order to inflate approx. 100cc air, do not give more, it can explode and harm patient.

THIS PRODUCT IS APPLICABLE FOR DOUBLE OR SINGLE CONTRAST USAGE. IT IS FOR SINGLE USE. PUMP IS NOT FOR SINGLE USE SO, THE SET DOES NOT CONTAIN PUMP. IT CAN BE PROVIDED ON DEMAND. THE COLON TUBE IS PRODUCED WITH ENVIRONMENT FRIENDLY PLASTIC, PLEASE DISPOSE IT PROPERLY AFTER USAGE.

DO NOT USE IN THE FOLLOWING SITUATIONS:

1. Do not use on patients have colostomy.
2. Pump;
 - a) In rectal anastomosis that don't go in deep,
 - b) In proctitis, inflammatory or neoplastic rectum diseases,
 - c) In first rectal surgery attempts.

| Model | Code |
|----------------------------|--------|
| Double Contrast Colon Tube | 613001 |
| Single Contrast Colon Tube | 613002 |
| Medium Bag | 613008 |
| Pump | 613004 |

A FEW OF OUR REFERENCES





X-RAY DOES NOT JOKE!

**RADIATION PROTECTION
EQUIPMENTS**

AKTIF DIS TICARET
Altunizade Mah. Kusbakisi Cad.
Asuroglu Sit. D Blok No:25 D:1/2
Üsküdar / Istanbul
Tel.: +90 216 474 45 48 - 474 51 91
Fax: +90 216 474 48 19



www.aktifxray.com | info@aktifxray.com

CE
0120

Published 2000 pieces
on 30.03.2018
by Detay Ofset Matbaacilik
ve Etiket Yılmaz Bekci
with the subsidy of Kosgeb.
www.kosgeb.gov.tr

