

ARC 250
ELECTROSURGICAL DEVICE
WORLD-CLASS SPECIALIST



BOWA
ARC 250



ARC 250 – the specialist

In the ARC 250 you have the in-house specialist when it comes to world-class electrosurgical cutting and coagulation. Both a monopolar and a bipolar instrument can be connected for procedures in sur-

gery, plastic surgery, ENT, gastroenterology, dermatology, urology and gynaecology, and all basic electrosurgical functions are available.

Ideal applications for the ARC 250
in HF surgery:

- General, visceral, thoracic and Paediatric surgery
- Gastroenterology
- Urology
- ENT
- Plastic and aesthetic surgery
- Oral and maxillofacial surgery
- Neurosurgery



ARC 250; REF 900-250

Cutting-edge technology, sensibly combined for specific applications

Reproducible tissue effects and safe power dosing

The ARC CONTROL arc controller adjusts the power output with tissue aberrations and changes to the surface or speed to the minimum required in each case. It delivers only as much power as is actually needed for the electrosurgical effect.

High-tech base

The ARC 250 offers all standard electrosurgical modes and useful functions, such as AUTOSTART or safety features, like EASY neutral electrode monitoring or the integral error memory and ISSys continuous self-checking.

Easily programmable

The ARC 250 is easy to program. It is possible to set and name your individual programs on a total of 100 storage locations. There are also a number of different programs with recommended basic unit settings to choose from.

Ideal for resection

The ARC 250 with its 250 W offers the ideal conditions for resection with monopolar resectoscopes and hysteroscopes and even vaporisations can be performed.

Intuitive, fast operation

The monopolar and bipolar outputs are both adjusted by means of one-touch keys. All settings appear on the front of the unit and on the LCD display.

Applications (excerpts)	Program
Gastroenterology	Gastro LOOP, Gastro KNIFE, Argon FLEX
Urology	Resection
ENT, plastic and aesthetic surgery, oral and maxillofacial surgery, neurosurgery, paediatric surgery	Standard, Micro
Laparoscopic surgery	Argon

SIMPLY SAFE – all settings always in view

Reproducible tissue effects and safe power dosing with ARC CONTROL arc controller

Individually programmable on 100 memory locations with individually labelled program names

Intuitive, fast operation using one-touch keys and the LCD display. Optional for greater overview: Cable holders and extension aids


High-tech base as all standard electrosurgical modes, such as AUTOSTART, EASY neutral electrode monitoring and the ISSys monitoring system, are all available



Finely regulated currents can be employed for the use of micro-needles in the Micro program



The resection program provides a default setting for the use of monopolar resectoscopes or hysteroscopes of up to max. 250 W



Specialising in sensitive applications

Use all the basic electrosurgical functions and standard modes in conjunction with state-of-the-art control technology. The ARC 250 is suitable for use

with GastroCut especially for fine gastroenterological procedures. The resection program is available for applications that use resectoscopes.

Special gastroenterology programs

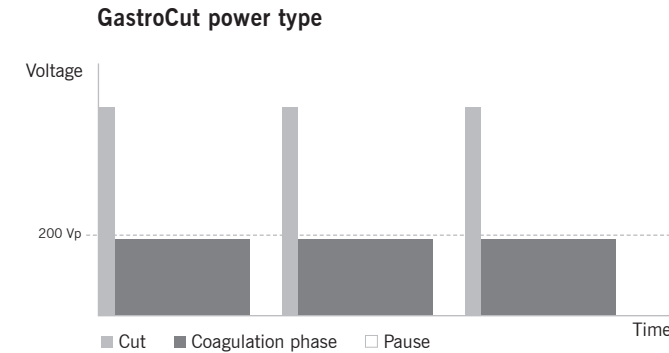
GastroCut for gastroenterology

With the ARC 250's GastroCut modes, gastroenterologists can achieve the best results with polypectomies and papillotomies and endoscopic resections with loops or knife electrodes.

Users can variably adjust the haemostasis level of cutting and coagulation power to three speeds "slow", "medium" and "fast" as required to meet their needs.

Every cut is thus optimised, and the operator can simply regulate the coagulation effect between nine different levels using the effect setting.

This allows the surgeon to work cautiously to avoid complications, as well as proceed rapidly when the situation allows it.



GastroCut LOOP is ideal for resections with loop electrodes



GastroCut KNIFE is designed for cutting with needle knives or papillotomies



ARC 250 and ARC PLUS – the endo-workstation

Argon-assisted electrosurgery offers contact-free work on large surfaces with diffuse bleeding and fine dosage on sensitive structures.

ARC 250 with ARC PLUS is simple to use thanks to reliable ignition and offers excellent protection against perforation with low power settings.

Ideal applications for the endo-workstation
in argon-assisted HF surgery:

- ✓ General, visceral, thoracic and Paediatric surgery
- ➡ Gastroenterology
- 👂 ENT



ARC PLUS: REF 900-000
ARC 250: REF 900-250

Endo-workstation – for maximum protection against perforation

Maximum protection against perforation
Coagulation with < 5 W

Simple to use
Safe argon ignition at > 10 mm

Portable and versatile
ARC CART with storage compartments

Interdisciplinary use
With rigid and flexible probes

ARC PLUS – the ground-breaking addition with argon support

Contact-free. Safe. Fast.

An electrical bridge is produced between the instrument and the tissue in argon-assisted electrosurgery, with the aid of the ionisation of argon gas. The argon beam produced with ARC PLUS can be administered particularly well and can be used for contact-free haemostasis. Take advantage of enhanced clinical effectiveness by fast contact-free coagulation with maximum protection against perforation and simple administration.

Advantages of argon-assisted electrosurgery in internal medicine

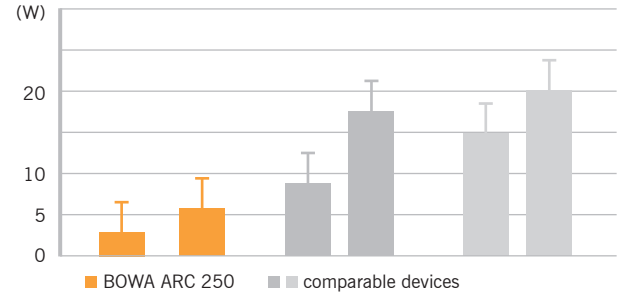
- Safe dosage with power and application duration
- Ultra-fine coagulation is possible from 1 W with the use of flexible probes
- Clear vision due to smoke-free coagulation
- Low-odour due to reduced smoke gases
- Carbonisation-free
- Flexible, long-lasting coagulation zone
- Ultra-simple to operate with large ignition gap of > 10 mm and ease of ignition
- Minimal argon flow rates of 0.4 l/min
- Limited penetration depth
- Perforation-free

Applications (excerpts)

- Argon FLEX / Argon FLEX 90°**
- **Gastroenterology**
 - Superficial and smaller vascular bleeds
 - Tumour reductions
 - Tumour bleeds
 - Devitalisation and coagulation, also in the right colon
 - Stent ingrowth/overgrowth
 - Radiation proctitis
 - **Interventional bronchology**
 - Superficial and smaller vascular bleeds
 - Tumour reduction
 - Tumour bleeding
 - Recanalisation
 - Granulation
 - Fistula conditioning
 - Stent ingrowth/overgrowth
 - **Rectoscopy**

Safety benefits and protection against perforation with low power setting

Energy setting (W) for effective ignition or therapeutic effect



Literature:

Endo today 2007;
Prospektive, randomisierte
Evaluation der Niedrig-Energie-
Argonplasmakoagulation bei der
endoskopischen Blutstillung am
Gastrointestinaltrakt (GIT)

M. Raithel, J. Hänslar, A. Stegmaier, F. Boxberger, J. Maiss, W. Müller, E.G. Hahn
Med. Clinic I University of
Erlangen-Nuremberg , Gastroenterology, Endoscopy, Funct. of Tissue
Diagnostics; Conference Paper



Probes for applications in endoscopy and surgery are available



Applications in gastroenterology with excellent protection against perforation
Ignition at < 5 W



Just plug in – BOWA accessories

"Simply safe" is more than just a promise. For us it is the commitment to always think beyond the current standards. This approach leads us to solutions that open up new perspectives and support you as best as possible in your work.

As a specialist HF surgical company, we offer you complete systems as well as complementary individual products.

For a comprehensive overview of our product range, visit us at www.bowa-medical.com.

ARC system and accessories




LOTUS



LIGATION – vessel sealing




Argon-assisted electrosurgery



SHE SHA smoke evacuation



Instruments for laparoscopy



BiZZER® – bipolar scissors



Forceps



Handles and electrodes



Cables and adapters



Neutral electrodes



Sets



Simply to extend – Updates and accessories

The systems are software-based and therefore can be updated or upgraded. Service work, such as safety checks, can be carried out by hospital main-

tenance staff. When used in conjunction with BOWA accessories, the ARC 250 becomes a closed system with added value – medical as well as economical.

Technical information on the ARC 250

The ARC 250 is designed for use in various specialist areas of electrosurgery. ARC electrosurgical units can be placed on ceiling supply units or on the ARC CART for unrestricted mobility. The unit has

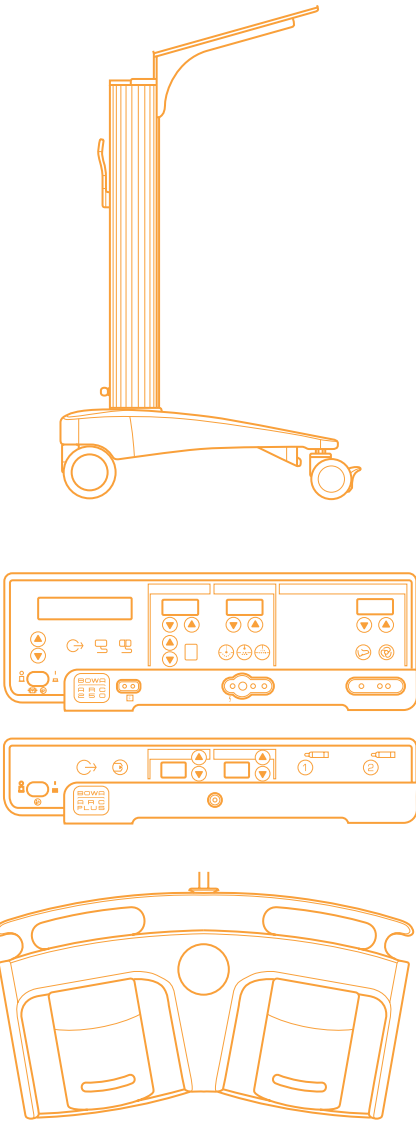
one monopolar and one bipolar output. Should you wish to connect third-party accessories, this is also possible using an adapter.*

Technical data at a glance	ARC 250	ARC PLUS
Mains voltage	100 – 120 V/220 – 240 V	100 – 240 V
Mains frequency	50/60 Hz	50/60 Hz
Mains power	Max. 8 A/4 A	Max. 0.7 A
Mains fuse	2 x T 8 AH 250 V/2 x T 4 AH 250 V	T 1 A
Power consumption in standby mode	65 VA	25 VA
Power consumption at max.	810 VA	70 VA
Width x Height x Depth	430 x 150 x 400 mm	430 x 94 x 400 mm
Weight	10 kg	7.3 kg
Classification under EC Directive 93/42/EEC	II b	II a
Protection class according to EN 60601-1	I	I
Type according to EN 60601-1	CF	CF
CE marking	CE0123	CE0123
Item no.	900-250	900-000
Basic guidelines option/system information	900-450	-
Cable holder option	900-451	-
Argon/GastroCut option	900-392	-
Option Europe* (incl. Basic guidelines, system information, Cable holder)	900-398	-
Max. MONOPOLAR power	250 W	-
Max. BIPOLAR power	120 W	-
Mains frequency	330 kHz/1 MHz	-

ARC CART – greater mobility

Versatile applications
The basic ARC CART offers four steerable rollers with brakes, cable conduit, power cable detachment prevention device, handle, foot switch holder and a cable holder. The storage shelf is optimised for the ARC generator.

Also available as accessories are shelves, for instance for SHE SHA smoke evacuation systems, drawers, gas bottle holders, equipotential bonding connectors or baskets. The result is much greater mobility. The foot switches are waterproof (IPX8) and explosion-proof. Pedals are ergonomically arranged to allow for fatigue-free operation over long periods of time.



A mobile unit – the ARC 250 and ARC CART

The ARC 250, ARC PLUS and the ARC CART form a high-performance unit that can be quickly manoeuvred to wherever it is needed in the OR.

Everything is in the right place and can be individually configured in the ARC CART.



The ARC CART guarantees a highly mobile endo-workstation with practical detailed solutions



The combined ARC 250 and ARC PLUS unit is compatible with all popular ceiling-mounted supply systems

*Option Europe: This option permits the operation of Erbe and Martin handles using an adapter.

BOWA
EINFACH SICHER

BOWA-electronic GmbH & Co. KG
Heinrich-Hertz-Strasse 4 – 10
72810 Gomaringen | Germany

Phone +49 (0) 7072-6002-0
Fax +49 (0) 7072-6002-33
info@bowa.de | bowa-medical.com

