

- EN** Folding wheelchair in painted steel
F Fauteuil roulant pliant en acier vernis
ES Silla de ruedas plegable en acero pintado
P Cadeira de rodas dobrável em aço pintado

Start²

Double cross frame - Quick release

Series **CP103R**



Optional accessories



Cod. **CPA121**
Painted elevating
footrests - PAIR



Cod. **CPA501**
Linear table
for wheelchair -
55x32 cm



Cod. **CPA506**
Table for wheelchair
58x38 cm

Spare parts

Cod. **CPR401** PAIR
Complete armrest

Cod. **CPR413** PAIR
Rear wheel Ø 60 cm

Cod. **CPR411** SINGLE
PVC front wheel Ø
20x5 cm

Cod. **CPR415** PAIR
Swing away lateral
footrest

Cod. **CPR403**
Only armrest padding

Technical features

SPECIFICATIONS																	
Front wheels		PVC, black, steel fork															
Rear wheels		Aluminium with radius, PU, black															
Upholstery		Padded nylon- Fire reaction tested, according to EN1021-1/2															
WEIGHT AND DIMENSION																	
Measures in cm																	
CP103R-40								40		58							
CP103R-43								43		60,5							
CP103R-45		103	85	40	91	75	50	20	45	43	63	26,5	17,5	60	20	-	130
CP103R-48									48		65						
CP103R-50																	

- EN** Folding wheelchair in painted steel
F Fauteuil roulant pliant en acier vernis
ES Silla de ruedas plegable en acero pintado
P Cadeira de rodas dobrável em aço pintado

Next

Double cross frame - Convertible to Transit

Series CP110



Spare parts

Cod. **CPR107** PAIR
Complete armrest

Cod. **CPR111** PAIR Swing
away lateral footrest

Cod. **CPR241** SINGLE
Plastic footrest

Cod. **CPA242** PAIR PU
rear wheel Ø 60 cm

Cod. **CPR140** SINGLE
PVC front wheel Ø
20x2,5 cm

Cod. **CPR105**
Only armrest padding

Optional accessories



Cod. **CPA150**
Armrest adjustable
height 74÷82cm from
floor - PAIR



Cod. **CPA120V**
Painted elevating
footrests - PAIR



Cod. **CPA120C**
Chrome-plated
elevating footrests
- PAIR



Cod. **CPA501**
Linear table
for wheelchair
55x32 cm
(except size 50)


















Cod. **CPA506**
Table for wheelchair
58x38 cm
(except size 50)



Cod. **CPA517**
Table for wheelchair
large **68x57 cm**
(only for size 50)

Technical features

SPECIFICATIONS															
Front wheels		PVC, black, steel fork													
Rear wheels		Aluminium with radius, PU, black													
Upholstery		Padded nylon - Fire reaction tested, according to EN1021-1/2													
WEIGHT AND DIMENSION															
Measures in cm															 Max loading weight
CP110-40								40		64					
CP110-43								43		67					
CP110-45								45		69					
CP110-46	105	81	43	90	73	49	41÷56	46	42	69,5	26	18,5	60	20	-
CP110-48								48		71					
CP110-50								50		74					

- EN** Folding wheelchair - Painted steel
F Fauteuil roulant pliant - Acier verni
ES Silla de ruedas plegable - Acero pintado
P Cadeira de rodas dobrável - Aço pintado

Plus

Double cross - Bariatric

Series **CP300**



Optional accessories



Cod. CPA154
Armrest adjustable
height 69÷79cm from
floor - PAIR



Cod. CPA120V
Painted elevating
footrests - PAIR



Cod. CPA120C
Chrome-plated
elevating footrests -
PAIR



Cod. CPA517
Table for wheelchair
large 68x57 cm

Spare parts

Cod. CPR103 PAIR
Complete armrest

















Cod. CPR241 SINGLE
Plastic footrest

Cod. CPR141 SINGLE PU
front wheel Ø
20x5 cm

Cod. CPR111 PAIR Swing
away lateral footrest

Cod. CPR122 PAIR Solid
rear wheel Ø 60 cm

Technical features

SPECIFICATIONS																
Front wheels	PU, black, steel fork															
Rear wheels	Plastic radius, PU, solid, black															
Upholstery	Padded nylon- Fire reaction tested, according to EN1021-1/2															
WEIGHT AND DIMENSION																
Measures in cm																 Max loading weight
CP300-50								50		73						
CP300-55	118	90	48	92	76	52	43÷57	55	41	78	32	26	60	20	-	200
CP300-60								60		83						

Accessories for standard wheelchairs



Cod. **CPA110-45**
WC seat 45 cm
(size 45 only)



Cod. **CPA100-40**,
CPA100-43, **CPA100-45**,
CPA100-50
Foam cushion 5 cm h



Cod. **CAR900**
Headrest



Cod. **CPA501**
Linear table
55x32 cm (except sizes
50-55-60)



Cod. **CPA506**
Table for wheelchair
58x38 cm (except sizes
50-55-60)



Cod. **CPA517**
Table for wheelchair
68x57 cm
(sizes 50-55-60 only)



Cod. **CPA120V**
Cod. **CPA122V** (only for
38 size)
Painted elevating
footrests - PAIR



Cod. **CPA120C**
Cod. **CPA122C** (only for
38 size)
Chrome-plated
elevating footrests
- PAIR



Cod. **CPA121**
Pedana elevabile
verniciata - PAIO
DM332/99:
12.24.03.109
DPCM 12.01.2017
12.22.91.718



Cod. **CPA130**
Footrest
(sizes 45, 46, 48, 50, 55
only - No red models)



Cod. **CPA605**
Oxygen bottle holder in
chromed steel Ø bottle
max 12 cm



Cod. **CPA606** Cod. **CPA600**
Polyester Adjustable IV pole
Oxygen
bottle holder
Ø bottle max
12 cm



Cod. **CPA234**
One hand drive kit



Cod. **CPA240**
PU rear wheel - PAIR
(only for CP110,
CP200)



Cod. **CPR622**
PU solid rear wheel Ø
30 cm - PAIR (only for
CP620)



Cod. **CPA242**
PU rear wheel Ø 60 cm
- PAIR (sizes CP115,
CP205 only)



Cod. **CPA244**
Quick release rear wheel,
PNEUMATIC Ø 60 cm
- PAIR
(only for CP102,
CP110, CP200)



Cod. **CPR150**
Anti-tipper wheels
4 cm - PAIR
(only for CP100, CP102,
CP110, CP115, CP205,
CP500, CP520)



Cod. **CAR605**
Anti-heft bar
(except CP620,
CP625)



Cod. **CPA150**
Armrest adjustable
height 74÷82 cm from
floor - PAIR (only for
CP100, CP102, CP110,
CP115, CP500)



Cod. **CPA154**
Armrest adjustable
height 69÷79cm from
floor - PAIR (only for
CP300, CP310)



Cod. **CPR108**
Armrest adjustable
height 73÷81 cm from
floor - PAIR (only for
CP520)



Cod. **CPA160**
Armrest PAIR
(only for CP100,
CP102, CP110, CP115,
CP500)



Cod. **CPA140-xx**
Universal backrest
extension - specify the size
38/40/43/45/48/50/55/60
(No red models)



KOALA (MOPEDIA)
Restraining system line



Cod. **RP245**
Safety belt



Cod. **RP247**
Safety belt with spring
buckle

Kit to convert a transit to a self-propelling:

From Next (CP110) to Next Go! (CP115)
CPR216D, right brake;
CPR216S, left brake;
CPA240, small wheel - pair;
nr. 2 CPR342, quick release pivot for back wheel;

From Next Go! (CP115) to Next (CP110)
CPR210D, right brake dx;
CPR210S, left brake;
CPA242, big wheel - pair;
nr. 2 CPR343, quick release pivot for back wheel;

From Dual (CP200) to Dual Go! (CP205)
CPA240, small wheel - pair;
nr. 2 CPR342, quick release pivot for back wheel;

From Dual Go! (CP205) to Dual (CP200):
CPA242, big wheel - pair;
CPR343, quick release pivot for back wheel;

From Skinny (CP620) to Skinny Go! (CP625)
CPR622, small wheel - pair;
CPR211D, right brake;
CPR211S, left brake;

From Skinny Go! (CP625) to Skinny (CP620)
CPR621, big wheel - pair;
CPR630D, right brake;
CPR630S, left brake;

Spare parts for standard wheelchairs



Cod. CPR100
Complete armrest PAIR
(only for CP100,
CP102)



Cod. CPR107
Complete armrest PAIR
(only for CP110,
CP115)



Cod. CPR108
Height adjustable
armrest PAIR (only for
CP200, CP205)



Cod. CPR103
Complete armrest PAIR
(only for CP300-
CP310)



Cod. CPR101
Complete armrest PAIR
(only for CP500)



Cod. CPR102
Complete armrest PAIR
(only for CP520)



Cod. CPR610
Complete armrest PAIR
(only for CP620-
CP625)



Cod. CPR400
Complete armrest PAIR
(only for CP100R)



Cod. CPR401
Complete armrest PAIR
(only for CP103R-
CP500R)



Cod. CPR215S Left
Cod. CPR215D Right
Brake (only for CP520)



Cod. CPR111
Swing away lateral
footrests – PAIR



Cod. CPR135
Swing away lateral
footrest PAIR
(size 38 only)



Cod. CPR625
Swing away lateral
footrests – PAIR
(only for CP620-CP625)



Cod. CPR415
Swing away lateral
footrests – PAIR (series
CP100R-CP103R-CP500R)



Cod. CPR241
Plastic footrest SINGLE (only
blue models)



Cod. CPR120
PU rear wheel Ø 60 cm
– PAIR (only for
CP100)



Cod. CPA242
U rear wheel Ø 60 cm
– PAIR
(only for CP102-
CP110-CP200-CP205)



Cod. CPR122
Solid rear wheel Ø 60
cm – PAIR
(only for CP300)



Cod. CPR621
PU rear wheels
Ø 50cm – PAIR
(only for CP620)



Cod. CPR413
PU rear wheels
Ø 60cm – PAIR
(only for CP100R-
CP103R)



Cod. CPR150
Anti-tipper wheels 4 cm -
PAIR (only for CP200-
CP205)



Cod. CPR132
PU rear wheel Ø 32 cm
– PAIR
(only for CP310)



Cod. CPA240
PU rear wheels – PAIR
(only for CP115-
CP205)



Cod. CPR131
PU rear wheel Ø 30 cm
– PAIR (only for
CP500-CP520)



Cod. CPR622
PU solid rear wheel
Ø 30cm – PAIR (only
for CP625)



Cod. CPR412
PU solid rear wheel
Ø 30cm – PAIR
(only for CP500R)



Cod. CPR140
PVC front wheel
Ø 20 x 2,5 cm - SINGLE
(only for CP100-
CP102-CP110-CP115)



Cod. CPR141
PU front wheel Ø 20x5
cm - SINGLE
(only for CP300-
CP305)




Cod. CPR143
PU front wheel Ø 20x3
cm - SINGLE
(only for CP200-
CP205-CP500-
CP520)



Cod. CPR620
PU front wheel
Ø 18cm – SINGLE
(only for CP620-
CP625)



Cod. CPR410
PVC front wheel
Ø 20 x 2,5 cm - SINGLE
(only for CP100R)



Cod. CPR411
PU front wheel
Ø 20 x 5 cm - SINGLE
(only for CP103R-
CP500R)

- EN** Folding wheelchair in painted aluminium
F Fauteuil roulant pliant en aluminium verni
ES Silla de transporte plegable en aluminio pintado
P Cadeira de rodas dobrável em alumínio pintado

Comfy

Double cross frame - Reclining Backrest

Series **CP810**

Headrest extension with
adjustable pad, detachable

Nurse brake

Height adjustable
flip-back armrests,
PU padded



Adjustable wheel with
mechanical brake

Anti-tipper wheel

Adjustable wheel

Reclining, extended backrest



Elevating, revolving,
detachable footrests
with length and
inclination adjustable

Height adjustable
PU legrest

Black plastic footrest,
inclination adjustable

Optional accessories



Cod. **CPA506**
Table for wheelchair
58x38 cm

Spare parts



Cod. **CAR830**
Elevating Armrest
- PAIR



Cod. **CAR168**
Elevating footrest
- PAIR



Cod. **CAR217**
PU rear wheel - PAIR



















Cod. **CAR226**
PU front wheel -
PAIR



Cod. **CAR314**
Anti-tipper wheel -
PAIR

Technical features

SPECIFICATIONS																
Front wheels	Grey, PU, aluminium fork															
Rear wheels	Aluminium radius, grey PU wheels															
Upholstery	Padded nylon															
WEIGHT AND DIMENSION																
Measures in cm																
CP810-40								40			62					
CP810-43	116	92	46	138	70	50	50÷64	43	89	65	33	20	60	20	5	100
CP810-46								46			68					

Accessories for Comfy-S, Comfy-S Go!, Comfy



Cod. **CPA100-40, CPA100-43, CPA100-45**
Foam cushion h 5 cm



Cod. **CAR605**
Antitheft bar



Cod. **CPA130**
Footrest
(for sizes 46 only)



KOALA Restraining
system line



Cod. **RP247**
Safety belt with spring
buckle



Cod. **RP245**
Safety belt
(CP810 only)



Cod. **RCA120**
IV pole (image for illustrative
purpose only)



Cod. **CPA506**
Table for wheelchair
58x38 cm



Cod. **CPA501**
Linear table
55x32 cm

Spare parts for Comfy-S, Comfy-S Go!



Cod. **CAR831**
Desk type armrest
- PAIR (for CP800-
CP805)



Cod. **CAR171**
Elevating footrest
- PAIR (for CP800-
CP805 only)



Cod. **CAR173**
Anti-tipper wheel Ø 5
cm - PAIR (for CP800-
CP805 only)



Cod. **CAR174**
PU rear wheel Ø 60
cm - PAIR (only for
CP800)



Cod. **CAR172**
PU front wheel Ø 20 cm
- PAIR
(only for CP800)



Cod. **CAR175**
PU rear wheel
- PAIR
(only for CP805)

Spare parts for Comfy



Cod. **CAR830**
Elevating armrest - PAIR



Cod. **CAR168**
Elevating footrest -
PAIR



Cod. **CAR217**
PU rear wheel - PAIR



Cod. **CAR226**
PU front wheel - PAIR



Cod. **CAR314**
Anti-tipper wheel - PAIR

- EN Anodized aluminium 4 in 1 commode chairs
 F Chaises de toilettes 4 en 1 structure en tubes d'aluminium
 ES Sillas wc 4 en 1 estructura en aluminio anodizado
 P Cadeiras wc 4 em 1 estrutura em alumínio anodizado



4 functions: raised seat and wc support, commode and shower chair

Cod. **RP780**

Fixed



Technical features

WEIGHT AND DIMENSION

Base	H:		
65 cm 46 cm	Every 2,5 cm adjustable 66 ÷ 76 cm	130 Kg	4 pz
Seat	H: 45 ÷ 55 cm		

Cod. **RP781**

Foldable



Technical features

WEIGHT AND DIMENSION

Base	H:		
50 cm 43 cm (Max encumbrance 52 cm)	Every 2,5 cm adjustable 64 ÷ 74 cm	130 Kg	1 pz
Seat	H: 46 ÷ 56 cm		

Cod. **RP782**

Foldable



Technical features

WEIGHT AND DIMENSION

Base	H:		
50 cm 43 cm (Max encumbrance 52 cm)	Every 2,5 cm adjustable 64 ÷ 74 cm	130 Kg	1 pz
Seat	H: 47 ÷ 57 cm		

- EN Anodized aluminium walkers
 F Déambulateurs en aluminium anodisé
 ES Andadores en aluminio anodizado
 P Andadores em alumínio anodizado

Clik

2 tips and 2 fixes castors Ø 7 cm

Series **RP735**



Technical features

WEIGHT AND DIMENSION					
Product codes	Base*	H:			
RP735S 5 holes	62 cm 46 cm 59 cm	Every 2,5 cm adjustable From 68,5 to 78,5 cm	130 kg	2 Pcs	
RP735M 5 holes	63 cm 48 cm 60 cm	Every 2,5 cm adjustable From 76 to 86 cm	130 kg	2 Pcs	
RP735L 8 holes	63 cm 49,5 cm 60 cm	Every 2,5 cm adjustable From 83 to 101 cm	130 kg	2 Pcs	

* Encumbrance measured at the lowest height regulation

2 self-locking tips and 2 fixed castors Ø 7 cm

Series **RP737**



Technical features

WEIGHT AND DIMENSION					
	Base*	H:			
	61 cm 53 cm 62 cm	Every 2,5 cm adjustable From 84 to 102 cm	130 kg	2 Pcs	

* Encumbrance measured at the lowest height regulation

2 tips and 2 swivel castors Ø 7 cm

Cod. **RP734**



Technical features

WEIGHT AND DIMENSION					
	Base*	H:			
	61 cm 50 cm 60 cm	Every 2,5 cm adjustable From 84 to 102 cm	130 kg	2 Pcs	

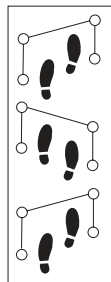
* Encumbrance measured at the lowest height regulation

- EN Anodized aluminium walkers
 F Déambulateurs en aluminium anodisé
 ES Andadores en aluminio anodizado
 P Andadores em alumínio anodizado

Clik

4 tips - Double function fix and swinging

Cod. **RP749**



Technical features

WEIGHT AND DIMENSION				
Product codes	Base*	H:		
RP749M 5 holes	54 cm 47,5 cm 52 cm	Every 2,5 cm adjustable From 77,5 to 87,5 cm	130 kg	2 Pcs
RP749L 8 holes	54 cm 47,5 cm 52 cm	Every 2,5 cm adjustable From 83,5 to 101,5 cm	130 kg	2 Pcs

* Encumbrance measured at the lowest height regulation

4 tips - Double handgrip

Cod. **RP747**



Technical features

WEIGHT AND DIMENSION				
Product codes	Base*	H:		
RP747 5 holes	60 cm 51 cm 58 cm	Every 2,5 cm adjustable From 71 to 89 cm	130 kg	2 Pcs

* Encumbrance measured at the lowest height regulation

4 tips

Cod. **RP730**



Technical features

WEIGHT AND DIMENSION				
Product codes	Base*	H:		
RP730S 5 holes	60 cm 45 cm 58 cm	Every 2,5 cm adjustable From 68 to 78 cm	130 kg	2 Pcs
RP730M 5 holes	61 cm 48 cm 59 cm	Every 2,5 cm adjustable From 77 to 87 cm	130 kg	2 Pcs
RP730L 8 holes	63 cm 49 cm 60 cm	Every 2,5 cm adjustable From 83 to 101 cm	130 kg	2 Pcs

* Encumbrance measured at the lowest height regulation

- EN** Three-leg and four-leg canes in anodized aluminium
- F** Cannes tripodes et quadripodes en aluminium anodisé
- ES** Trípodes y cuadrípodes en aluminio anodizado
- P** Tripés e quadripés em alumínio anodizado

Brio

Closed handle - Anatomic grip

Cod. **RP721**

Tripod
Adult



Cod. **RP724**

Quadripod






Cod. **RP715**

Tripod
Children



Technical features

Product codes	RP715	RP721	RP724
WEIGHT AND DIMENSION			
Base			
 H:	66÷73 cm	74÷97 cm	74÷96 cm
	80 Kg	130 Kg	
	4 Pcs		

Open handle

Cod. **RP720**

Tripod



Cod. **RP723**

Quadripod









Cod. **RP726**

Quadripod



Steel
base

Technical features

RIFERIMENTI				
Product codes		RP720	RP723	RP726
WEIGHT AND DIMENSION				
Base				
	H:  75÷97 cm	75÷95 cm		
	130 Kg			
	4 Pcs			

Antibrachial support

Cod. **RP719**

Tripod








Cod. **RP722**

Quadripod



Technical features

RIFERIMENTI		
Product codes		
	RP719	RP722
WEIGHT AND DIMENSION		
Base		
 H:	76÷98 cm	
	100 Kg	
	4 Pcs	

Spare parts



Cod. **RV7033**
Rubber tips for four-leg canes
large base- PAIR
Ø 18 mm



Cod. **RV7036**
Rubber tips for RP726
Ø 12 mm - 4 Pcs

- EN Anodized aluminium forearm crutches
- F Cannes anglaises en aluminium anodisé
- ES Muletas en aluminio anodizado
- P Canadianas de aluminio anodizado

Brio

Adult

Cod. **RP701V**

Green



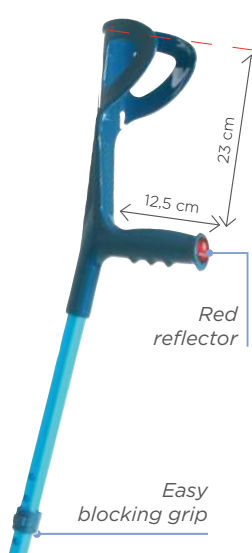
Cod. **RP701R**

Red



Cod. **RP701B**

Blue



Cod. **RP701A**

Silver



Cod. **RP701N**

Black



Technical features

WEIGHT AND DIMENSION

	Diameter		
H: 93÷116,5 cm - H: 74÷97 cm (from grip to ground) each 2,5 cm adjustable	ø upper: 22 mm - ø lower: 19 mm	100 Kg	12 pairs

Cod. **RP705A**



Cod. **RP706N**

Black



Technical features

WEIGHT AND DIMENSION

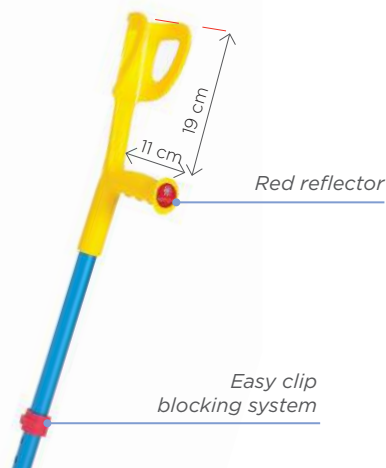
	Diameter		
H: 93,5÷116,5 cm - H: 74÷97 cm (from grip to ground) each 2,5 cm adjustable	ø upper: 22 mm - ø lower: 19 mm	100 Kg	12 pairs

- EN Forearm crutches
- F Cannes anglaises
- ES Muletas
- P Canadianas

Brio

Children

Cod. **RP700C**



Technical features

WEIGHT AND DIMENSION

	Diameter		
<div> <div></div> <div>H: 82,5÷97,5 cm H: 65÷81 cm (from grip to ground) each 2,5 cm adjustable</div> </div>	<div> <div></div> <div>ø upper: 22 mm ø lower: 19 mm</div> </div>	<div> <div></div> <div>80 Kg</div> </div>	<div> <div></div> <div>12 pairs</div> </div>

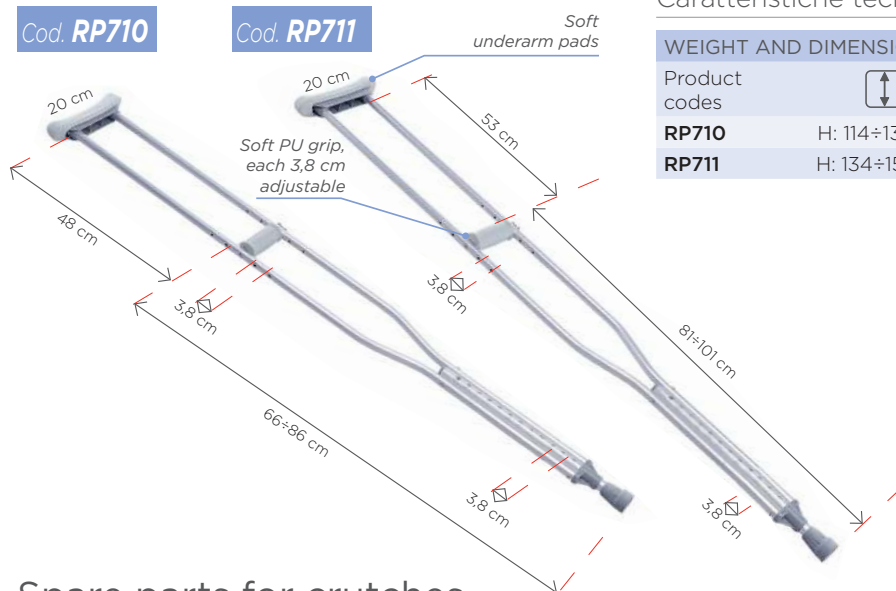
- EN Anodized aluminium shoulder crutches
- F Béquilles sous aisselles en aluminium anodisé
- ES Muletas axilares en aluminio anodizado
- P Muletas axilares em alumínio anodizado

Brio

Adult

Cod. **RP710**

Cod. **RP711**



Caratteristiche tecniche

WEIGHT AND DIMENSION

Product codes			
RP710	H: 114÷134 cm	130 Kg	8 pairs
RP711	H: 134÷154 cm	130 Kg	8 pairs

Spare parts for crutches

Forearm



Cod. **RV7010**
Grey tips
Ø 18 mm - PAIR



Cod. **RV7011**
Black tips
Ø 18 mm - PAIR

Shoulder crutch



Cod. **RV7020**
Tips
Ø 20 mm - PAIR



Cod. **RV7040**
Underarm pad - PAIR



Cod. **RV7050**
Grip - PAIR

- EN** Anodized aluminium walking sticks with non-slip tip
- F** Canes en aluminium anodisé avec embouts antidérapants
- ES** Muletilas en aluminio anodizado con conteras antideslizantes
- P** Bengalas em alumínio anodizado com pés antideslizantes

Brio

Foldable . Height adjustable



Technical features

WEIGHT AND DIMENSION				
Product codes	RP145NL	RP145NC	RP145BC	RP159
H:	82,5÷92,5 cm	77,5÷87,5 cm		83÷93 cm
	100 kg			
Diameter	ø upper: 22.2 mm ø lower: 19 mm		ø upp. 19 mm ø low. 16 mm	

Spare parts



Height adjustable



Technical features

WEIGHT AND DIMENSION				
Product codes	RP146	RP148	RP153S	RP153D
H:	79÷102 cm		77,5÷100 cm	
	110 kg			
Diameter	ø upper: 22.2 mm - ø lower: 19 mm			

Spare parts

