




# Proteus XR/f

The logical step to digital radiography

Now a single digital x-ray room accommodates nearly all your radiographic studies




[gehealthcare.com](http://gehealthcare.com)





# High-quality, Efficient images

Get consistent image quality with the proven, robust  
wireless flat-panel detectors from Konica Minolta.



Standard cassette size  
Common exam types  
2 inch/25 x 30 cm,  
17 inch/43 x 43 cm.  
An image preview that  
fully processed images can  
stand and table bucky and  
3.2 hours or 300 images.  
Bring provide data on  
failures while reducing





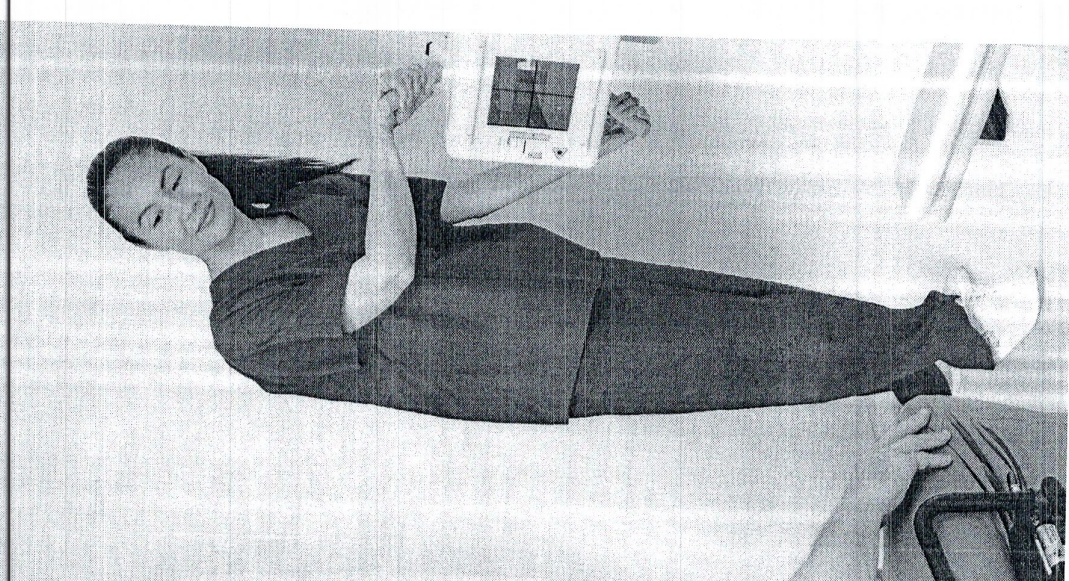
and extreme environment  
. With no external  
and can be wiped clean  
er to fulfill infection





# anyone with and comfort

The versatile and robust floor-mounted Proteus XR/f gives you full flexibility to perform a wide range of dose exams, from head-to-toe on patient; With extended tube coverage and w the table, at the wall stand, or anyw



## Expanded tube coverage increases patient positioning flexibility

- The floor-beam-mounted tube stand travels to clear the table for imaging at the wall stand.
- The tube can be lowered for below-the-knee exams or untethered exams with the wireless detector to image patients in wheelchairs or on gurneys.

The tube stand travel distance is 79 inches/201 cm longitudinal, 59 inches/150 cm vertical, and 12 inches/30 cm lateral from mid-table. Rotation is +/- 180 degrees.

## Accommodates patients


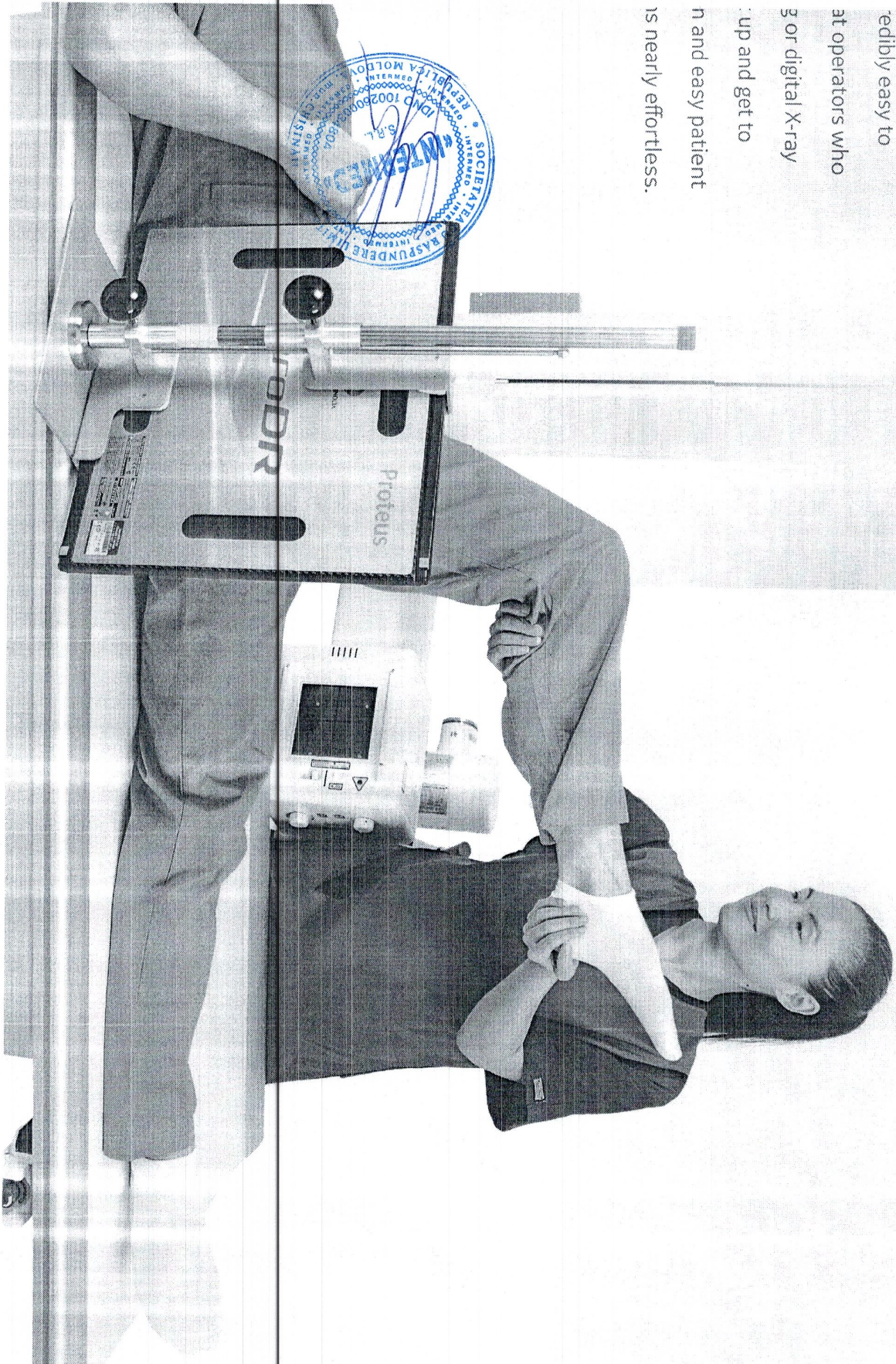
Capacity of up to 300 lbs/136 kg. The mobile tabletop makes it easy to lower from 49 cm above the floor. The mobile tabletop and transverse position patients for the imaging.



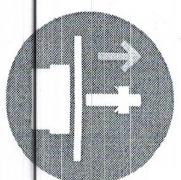


# easy Patients and staff

edibly easy to  
at operators who  
g or digital X-ray  
: up and get to  
n and easy patient  
s nearly effortless.



- Technologists use a single int preview images, view final im PACS with strong system inte
- Detectors are lightweight, ea: 5.7 pounds/2.6 kg. Handy grip
- Position controls are intuitive responds to foot pedal contro longitudinally and adjusting th
- The system can be configure tube and table or wall stand t moves, the other moves with distance.






# our facility and affordably

ounted design and range of power  
e, economical siting in a variety of  
ling hospitals, outpatient clinics,  
ant care centers, orthopedic clinics  
offices.

## Flexible power options

- A range of generator power options add more siting versatility and power saving opportunities.
- Choose from single-phase (50 kW) or three-phase (65 kW and 80 kW) generators.

standard  
to your





# GE Service Trust

By a local GE service team with a proven record of prompt response, accurate repairs - so you can expect high uptime and uninterrupted patient care.

Largest support  
d engineers with high

h GE Healthcare  
live your service calls 3x  
tion helping you drive  
n time.



## Start with training ical education

Professionals with the knowledge and skills to use the Proteus XR/f system and  
in full potential, GE Healthcare offers numerous clinical and applications  
online, to fit your needs and schedule.

Quickly, keep up with new advanced applications, train new hires, provide  
and provide continuing education credits, all with minimal impact on patient flow.

Item - The online  
courses online, view  
tars, download pocket  
our team to help them  
productive.

• **@Live Expert** - Learn from experts who share their  
clinical and/or technical expertise during a one-hour  
interactive live session to win maximum confidence  
on a specific topic in no time.

Way interactive live  
the trainee can watch

• **GE Cares** - Your community from collective intelligence,  
fueled by GE equipment users, radiographers and  
radiologists on any topic of interest. You can participate,

