



KNÜRR® DCM

Modular rack platform –  
for future-proof data centers





Vertiv designs, builds and services mission critical technologies that enable the vital applications for data centers, communication networks, and commercial and industrial environments. We support today's growing mobile and cloud computing markets with our portfolio of power, thermal, infrastructure management products, software and solutions, all complemented by our global service network. Bringing together global reach and local knowledge, and our decades-long heritage including brands like Chloride®, Liebert® and NetSure™, our team of experts is ready to take on your most complex challenges, creating solutions that keep your systems running—and your business moving. Together, we're building the future of a world where critical technologies always work.

*YOUR VISION, OUR PASSION.*

**VertivCo.com**



## Vertiv™ Knürr® DCM Rack System

Market-leading Data Center Technologies for your Company

**Integrated solutions.**

**Integrated benefits.**

**Integrated energy efficiency.**


- **Reliability:**  
Proven business-critical technologies that minimize failure sources and guarantee the greatest possible reliability for your IT systems.
- **Everything from one source:**  
One central provider for the provision, configuration, installation and support of your products and technologies.
- **Integration:** From the rack through to the entire room – our products and services form one integrated holistic system.
- **Technical support:** Where required, on-site and factory-site support is provided by application specialists. Vertiv has the largest team of customer service specialists in the world.
- **Flexible configuration options:** Our products and technologies deliver flexibility, adaptability and cost-effective solutions.
- **Energy efficiency:** We offer our customers "Green IT" solutions that set standards on the ITC market – a data-center infrastructure that stays abreast current and future requirements and facilitates management and automation of physical infrastructure.

**Vertiv™ Knürr® provides comprehensive products and services for all requirements – from compact racks and computer rooms, right through to global data centers.**

Based on a variety of data centers' specific requirements, Vertiv has developed a customized, ready-made solution: rack systems with integrated thermal management, power supply cooling and monitoring. We also provide optional services such as on-site expertise and support, thereby ensuring that you can easily order, configure, manage and implement your Vertiv Knürr solution.







# Vertiv™ Knürr® DCM

The Modular Rack Platform for a Future-proof Data Center

- Modular building box: quick, cost-effective and sustainable.
- Maximum space for power-supply and cabling components allowing them to be placed alongside the panels.
- Structural stability with low weight provided by light aluminum structure that can be disassembled.
- More variability with stepless, adjustable-depth air containment with vertical extrusions.

## Everything in the data center begins with the Vertiv™ Knürr® DCM!

The Vertiv Knürr DCM is the modular building block for all "in row" applications of Vertiv's products. It's used as server racks, power racks, or storage racks.

### MODULAR UPS

Liebert® APM

### COLD AISLE CONTAINMENT

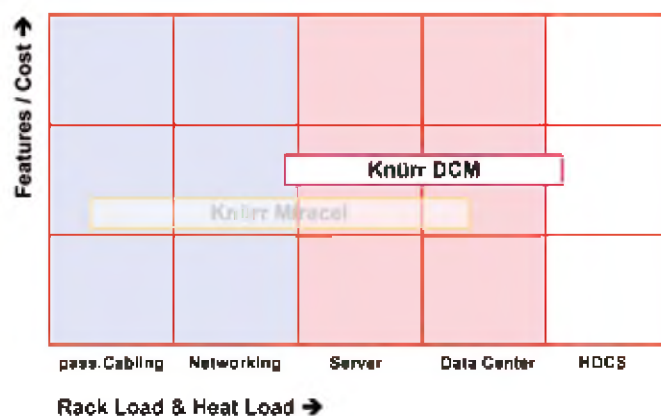
Vertiv SmartAisle™

### SERVER RACK

Vertiv Knürr DCM  
Vertiv Knürr DCM Colocation

### AISLE COOLER

Liebert CRV



Positioning of rack in area of application





# Vertiv™ Knürr® DCM

Application-optimized Server-Rack Solution – The Keystone for your IT Solutions



**The right rack size  
for every application**

- **Vertiv™ Knürr® Data Center Module**  
The Vertiv Knürr DCM is Vertiv's globally available rack for world-wide, standardized data center planning.

- **Global standard**  
The 2000 mm height and 1100 mm depth rack version is the global platform for rack suites at Vertiv. Cooling racks, power racks and server racks based on the Knürr DCM platform guarantee easy integration into the rack suite.

- **Metric measurements**  
for global use.

- **Stable and secure**  
Vertiv Knürr DCM seismic-tested version available up on request. Static load of up to 1500 kg. Flexible use as a server or active network rack.







1. DCM20059



3. DCM20030

## Vertiv™ Knürr® DCM

### Features

#### ■ High-load cabinet

Static load of 1500 kg featuring a new design, more stable profiles and new high-load corner joints. (1)

#### ■ Screw design

Since the rack can easily be dismantled, even to the most restricted areas are accessible. (2)

#### ■ Light aluminum frame

Lower weight allows for easier, lighter transportation. (3)

#### ■ Convenient

Tool-free door assembly. (4)

#### ■ Low, heavy-duty casters

Even fully equipped rack can be moved safely and conveniently. (5)

#### ■ Integrated tilt restraint

Quick and easy installation and disassembly.

#### ■ Cable management

Guaranteed orderly and space-saving cable management. Adaptable to site installation requirements: cable management can be selected from an extensive range of accessory components. (6)

#### ■ Largest possible perforation

For improved airflow. (7)

#### ■ Maximum space

PDU's and cable management can also be housed in the space between the 19" level and the side panel. At a height of 2600 mm / 56 U, depth braces are installed for the two-part side walls.

#### ■ Adjustable-depth air separation

Cold/warm air is sealed alongside the panels, permitting adjustment of the depth. The standard air-containment accessory (with 1 U slot) can be used to increase the usable space of your server rack up to 6 U. (8)  
At height 2600 mm / 56 U by up to 8 U.




2. DCM20008




4. DCM20006



5. DCM20028



6. DCM20027

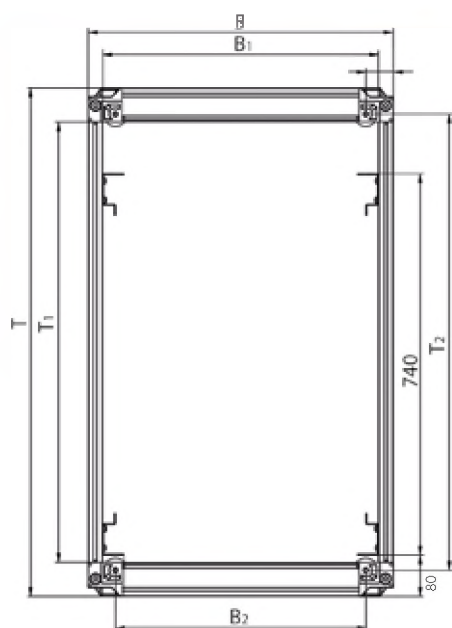


7. MIR20265

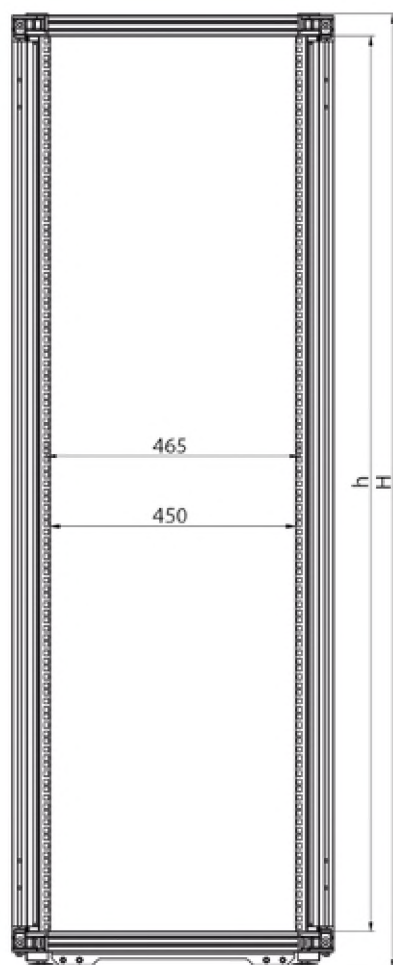


8. DCM20000





DCM20066



## Vertiv™ Knürr® DCM

### Technical data

#### Material

- Extruded aluminum.
- Corner piece, die-cast aluminum.
- Covers, steel sheet, zinc-passivated.
- Steel sheet doors.

#### Installation dimensions compliant with IEC 60297-1 and IEC 60297-2

- Height: 42 U / 47 U (1 U) = 44.45 mm (52 U / 56 U on request).
- Width: 482.6 mm (19" construction).

#### Available space

- Jumping space, 80 mm.
- 130° door opening angle in the rack suite and 180° as individual rack.

#### Configurations

- Stationary on leveling feet.
- Mobile with caster mounting and leveling feet.

#### Finish/Color

- Basic rack, polished.
- Visible surface of covers RAL 7021 dark-grey.

#### Static load rating

- 15000 N (stationary model).
- 10000 N (mobile model).

#### Tests depending on design

- IP test compliant with IEC 60529.
- Earthing and protective conductor test compliant with DIN EN 60950.

Further standards and tests may be provided upon request.

#### Rack suites

To create a rack suite with "n" racks, the following is required:

- n-1 racks without side panels and 1 rack with side panels.
- In a rack suite, per connection you one set of rack connectors.

Nom. dimension	W	W1	W2	D	D1	D2
W 600 / D 1000	591	535	485	986	856	885
W 600 / D 1100	591	535	485	1086	956	985
W 600 / D 1200	591	535	485	1186	1056	1085
W 800 / D 1000	791	735	685	986	856	885
W 800 / D 1100	791	735	685	1086	956	985
W 800 / D 1200	791	735	685	1186	1056	1085

Nom. height	H	h
H 2000	1983	1872
H 2200	2205	2095
H 2400 – on request	2428	2317
H 2600 – on request	2605	2495

#### Dimensions in mm:

W = Width	h = Installation height	U = Standard rack unit	kg = Weight
H = Height	d = Insertion depth	(1 U = 44.45 mm)	
D = Depth	L = Length	UP = Packaging unit	

#### Conversion:

1 mm = 0.03937 inch
1 kg = 2.2046 pounds

Vertiv™ Knürr® DCM  
Configurator

1

- Up to 2.5 million different assembly options



## Vertiv™ Knürr® DCM – configured by you

Impressive number of variations:

There are now up to 2.5 million options for a configuration with the 'Configurable Article Number' (which replaces the old order numbers).

A system building box that significantly simplifies your combinations.

This 'Configurable Article Number' reproduces all requested properties via multiple choice (see chart below), without requiring detailed rack descriptions.

Definite identification is also possible with a repeat order or upgrade.

The 'Configurable Article Number' makes a significant contribution to simplifying the selection and ordering process.

### Product line

Vertiv Knürr DCM

Dimensions				Doors		19" Extrusions		Covers			Packaging			Color
	2	3	4	5	6	7	8	9	10	11	12	13	14	15
1	Rack Height	Rack Width	Rack Depth	Front Door	Rear Door	19"-Front Vertical Extrusion	19"-Rear Vertical Extrusion	Cover	Plinth	Side Panel	Packaging	19" vertical extrusion, mounting position front and space between	Free	Color
D= Vertiv Knurr DCM Rack	B= 42 U	6= 600 mm	C= 1000 mm	A= Single glass door	A= Single glass door	A= 19" vertical server extrusion with air containment and 3x1 U cut-outs*	S= 19" vertical server extrusion	C= Top cover with cable entry	A= Fixed plinth, 100 mm	B= Both sides	X= Standard packaging	A= 80/740mm	X	1= RAL 7035
	D= 47 U	8= 800 mm	D= 1100 mm	B= Single steel sheet door	B= Single steel sheet door	B= 19" vertical server extrusion with air containment	X= Without 19" extrusions	E= Cover with lateral cable entry	B= Fixed plinth, 200 mm	L= Left		B= 85/740 mm		8= RAL 7021
			G= 1200 mm	C= Perforated single door	C= Perforated single door	C= 19" Server extrusion with vertical cablemanger*		G= Cover short	R= With casters	R= Right		C= 115/740 mm		X= without color **
				G= Perforated double door	G= Perforated double door	S= 19" vertical server extrusion		X= Without cover	F= Fixed without plinth. Only feet are height-adjustable	X= Without		D= 123/740 mm		
				X= Without door	R= Back cover							E= 200/740 mm*		
					X= Without door							F= 215/740 mm*		
												G= 150/740 mm		
Configuration example:														
Product	Height	Width	Depth	Front Door	Rear Door	19"-Front Vertical Extrusion	19"-Rear Vertical Extrusion	Cover	Plinth	Side Panel	Packaging	19" extrusion insertion depth	Free	Color
D	B	8	F	G	X	A	X	C	B	L	X	X	X	8

Remarks:

\* this options might not be possible with each Rack width, depth and 19" mounting position.


\*\* "X" if select no cladding parts.

Example product number





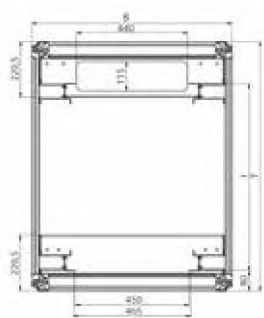
DCM20003 stationary DCM20022 mobile



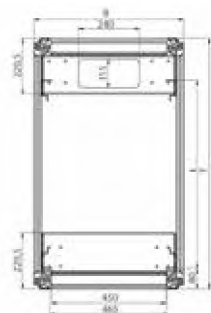
DCM20063 Average width 800 mm, stationary



DCM20062 Average width 600 mm, stationary



DCM20065 Average width 800 mm, mobile



DCM20064 Average width 600 mm, mobile

## Vertiv™ Knürr® DCM 19" Heavy Duty Server Rack Width 600 and 800, Stationary and Mobile

- Perforated front door.
- Perforated rear double door.
- Special 19" server extrusions for mounting all off-the-shelf 19" servers.
- Components compliant with IEC 297-3.
- Cable entry via top and bottom cover.
- Cable entry on the top cover can be completely removed at the rear allowing installing and removal of top cover after cabling.
- One-piece side panel up to and including height 400 mm / 52 U. At a height of 2600 mm / 56 U the side panel is divided horizontally.
- Mobile design includes heavy-duty casters with ample floor clearance.

### ■ Jumping space

- Front 80 mm.

### ■ Load rating

- 15000 N static.
- 10000 N mobile in data center with load.

### ■ Protection rating

- IP 20.

### ■ Tests

- Earth compliant with DIN EN 60950.
- Mobile design: Earthing compliant with VDE 0100 T 540.
- IP test compliant with DIN 40 050 / IEC 529.

### ■ Airflow circulation

- Perforation: 83 %.

### ■ Material / Finish

- Basic rack, extruded aluminum, polished.
- Corner piece, die-cast aluminum, polished.
- Doors, steel sheet, powder-coated texture.
- Covers, zinc-passivated steel sheet, powder-coated texture.
- 19" extrusions, 2,0 mm zinc-passivated steel sheet.

### ■ Color

- Visible surfaces and covers coated with RAL 7021, dark-grey.

### ■ Scope of delivery

- 1 x basic rack.
- 4 x 19" server extrusions, steel sheet inclusive U marking.
- 2 x side panels with quick connectors.  
At height 2600mm, 4x side panels with quick connectors.
- 1 x top cover with cable entry (three-piece sliding plates can also be opened completely).
- 1 x front door, single, perforated, with handle and mounting for cylinder lock.
- 1 x rear door, double, perforated, steel sheet, with handle and mounting for cylinder lock.
- 4 x leveling feet.
- 1 x complete earthing test (VDE 0100).
- Mobile design: additionally 2 caster mountings with heavy-duty casters and integrated cable entry.

### ■ How supplied

- Mounted.

### ■ Note

Order mounting adapters for 19" server extrusion for mounting Knürr accessories are also available.

W	H	D	U	d	kg	Model	Order No.	UP
600	2000	1200	42	740	117	Stationary with side panels	<b>DB6GCGSSCFBXXX8</b>	1 unit
600	2200	1200	47	740	121	Stationary with side panels	<b>DD6GCGSSCFBXXX8</b>	1 unit
800	2000	1200	42	740	132	Stationary with side panels	<b>DB8GCGSSCFBXXX8</b>	1 unit
800	2200	1200	47	740	136	Stationary with side panels	<b>DD8GCGSSCFBXXX8</b>	1 unit
600	2000	1200	42	740	75	Stationary, no side panels	<b>DB6GCGSSCFXXX8</b>	1 unit
600	2200	1200	47	740	81	Stationary, no side panels	<b>DD6GCGSSCFXXX8</b>	1 unit
800	2000	1200	42	740	92	Stationary, no side panels	<b>DB8GCGSSCFXXX8</b>	1 unit
800	2200	1200	47	740	94	Stationary, no side panels	<b>DD8GCGSSCFXXX8</b>	1 unit
600	2000	1200	42	740	127	Mobile with side panels	<b>DB6GCGSSCRBXXX8</b>	1 unit
800	2200	1200	47	740	146	Mobile with side panels	<b>DD8GCGSSCRBXXX8</b>	1 unit
600	2000	1200	42	740	85	Mobile, no side panels	<b>DB6GCGSSCRXXX8</b>	1 unit
800	2200	1200	47	740	104	Mobile, no side panels	<b>DD8GCGSSCRXXX8</b>	1 unit
600	2400	1200	52	740		Stationary, with side panels	<b>on request</b>	1 unit
600	2600	1200	56	740		Stationary, with side panels	<b>on request</b>	1 unit
800	2400	1200	52	740		Stationary, with side panels	<b>on request</b>	1 unit
800	2600	1200	56	740		Stationary, with side panels	<b>on request</b>	1 unit



# VERTIV™ KNÜRR® MIR2 / VERTIV KNÜRR DCM RACK SPECIFIC ACCESSORIES

## Doors

### Material

– Steel sheet: 1.0 mm.

### Colour

– digit X of order number 1: RAL 7035 light-grey.  
– digit X of order number 8: RAL 7021 dark-grey.

### Included in delivery

– 1 x door, single, double leaf or rear panel.  
– Mounting kit.

### Delivered

– Pre-assembled.

### Note

Perforated doors (83 % free surface) allow for optimum airflow throughout the rack..

Image	Description	Version	Dimensions		Dimensions	
			H 2000 mm		H 2200 mm	
			W 600 mm	W 800 mm	W 600 mm	W 800 mm
	Steel sheet door with perforation, single leaf	160° opening angle, internal hinges	01147803.X	01147805.X	01147806.X	01147808.X
		180° opening angle, external hinges	01157092.X-007	01157092.X-009	01157092.X-010	01157092.X-012
	Steel sheet door with perforation, double leaf	160° opening angle, internal hinges	01147921.X	01147929.X	01147922.X	01147930.X
		180° opening angle, external hinges	01157093.X-007	01157093.X-009	01157093.X-010	01157093.X-012
	Steel sheet door without perforation, single leaf	160° opening angle, internal hinges	01147534.X	01147536.X	01147537.X	01147539.X
		180° opening angle, external hinges	01157094.X-007	01157094.X-009	01157094.X-010	01157094.X-012
	Steel sheet door without perforation, double leaf	160° opening angle, internal hinges	01147570.X-002	01147570.X-010	01147570.X-003	01147570.X-011
		180° opening angle, external hinges	01157095.X-007	01157095.X-009	01157095.X-010	01157095.X-012
	Glass door, single leaf	160° opening angle, internal hinges	01147540.X	01147542.X	01147543.X	01147545.X
		180° opening angle, external hinges	01157090.X-007	01157090.X-009	01157090.X-010	01157090.X-012
	Glass door, double leaf	160° opening angle, internal hinges	01147571.X-002	01147571.X-010	01147571.X-003	01147571.X-011
		180° opening angle, external hinges	01157091.X-007	01157091.X-009	01157091.X-010	01157091.X-012
	Rear panel		01157080.X-003	01157080.X-004	01157080.X-005	01157080.X-006

The different door variants for the heights of 2400 mm / 52 U and 2600 mm / 56 U are available on request.



## Top Cover

- With cable entry (sliding plates).
- For orderly cable management in the rack.

### Material

- Steel, 1.5 mm.

### Finish / Colour

- digit X of order number .1: RAL 7035 light-grey, powder-coated texture.
- digit X of order number .8: RAL 7021 dark-grey, powder-coated texture.

### Included in delivery

- 1 top panel with cable entry.
- Mounting kit.

### Delivered

- In sets.











Image	Description	Dimensions				
		W 600 mm				
		D 600 mm	D 800 mm	D 1000 mm	D 1100 mm	D 1200 mm
	Top cover with lateral cable inlet		01147570.X	01147572.X	01147573.X	01147574.X
	Top cover with rear cable entry	01157050.X-007	01157050.X-008	01157050.X-001	01157050.X-002	01157050.X-003
	Top cover with cut out for fan units and cable inlet rear. Cut out closed with screwed blanking panel.		01157052.X-001	01157052.X-003	01157052.X-007	01157052.X-008
	Top cover with cable inlet rear and 25 mm raised	01157051.X-001	01157051.X-002	01157051.X-004	01157051.X-011	01157051.X-012
	Top cover, short d 250mm	01147268.X				

Image	Description	Dimensions				
		W 800 mm				
		D 600 mm	D 800 mm	D 1000 mm	D 1100 mm	D 1200 mm
	Top cover with lateral cable inlet		01147575.X	01147577.X	01147578.X	01147579.X
	Top cover with rear cable entry	01157050.X-011	01157050.X-012	01157050.X-004	01157050.X-005	01157050.X-006
	Top cover with cut out for fan units and cable inlet rear. Cut out closed with screwed blanking panel.		01157052.X-004	01157052.X-006	01157052.X-009	01157052.X-010
	Top cover with cable inlet rear and 25 mm raised	01157051.X-005	01157051.X-006	01157051.X-008	01157051.X-009	01157051.X-010
	Top cover, short d 250mm	01147269.X				

# VERTIV™ KNÜRR® MIR2 / VERTIV KNÜRR DCM RACK SPECIFIC ACCESSORIES

## Bottom Plates

- For covering the rack underneath.
- With foam rubber seals and brush strips; cable entry at the front and rear.
- For racks with and without castor mounting.

### Material / Finish

- Steel sheet, 1.5 mm, galvanized.
- For foam rubber seals (foam rubber, 50x30 mm).

### Included in delivery

- Bottom plates.
- 2 x mounting brackets.
- Mounting kit.

### Delivered

- In sets.











Image	Description	Dimensions			
		W 600 mm	D 800 mm	D 1000 mm	D 1100 mm
	Bottom plate closed, used with castor bracket	01.157.042.0-001	01.147.834.0	01.147.835.0	01.147.840.0
	Bottom plate for cable entry with foam rubber seal	01.157.041.0-001	01.147.846.0	01.147.847.0	01.147.852.0
	Bottom plate, modular	01.157.040.0-001	01.157.040.0-003	01.157.040.0-004	01.157.040.0-005
	Bottom plate for cable entry with brush strip	01.157.045.0-001	01.157.045.0-003	01.157.045.0-004	01.157.045.0-005
	Perforated bottom plate d 155mm	01.157.025.0-001			

Image	Description	Dimensions			
		W 800 mm			
		D 800 mm	D 1000 mm	D 1100 mm	D 1200 mm
	Bottom plate closed, used with castor bracket	011570420-003	011478380	011478390	011478440
	Bottom plate for cable entry with foam rubber seal	011570410-003	011478500	011478510	011478560
	Bottom plate, modular	011570400-006	011570400-008	011570400-009	011570400-010
	Bottom plate for cable entry with brush strip	011570450-006	011570450-008	011570450-009	011570450-010
	Perforated bottom plate d 155mm	011570250-003			

## Plinth

- Stationary, including levelling options.
- Cable entry accessible from all sides.
- Removable cover plates.
- Installation option for filter mat.

- **Load rating**  
– 10,000 N static.

- **Material**  
– Steel sheet.

- **Colour**  
– digit X of order number .1: RAL 7035 light-grey.  
– digit X of order number .8: RAL 7021 dark-grey.

- **Included in delivery**  
– 4 x plinth corners, including levelling feet.  
– 8 x cover plates without vents (for a height of 200 mm), 4 x cover plates without vents (for a height of 100 mm).

- 8 x cover plates (for a height of 200 mm, 4 without and 4 with vents), 4 cover plates (for a height of 100 mm, 2 without vents and 2 x with vents).
- Mounting kit.

- **Delivered**  
– In sets.

Image	Description	Dimensions				
		W 600 mm				
		D 600 mm	D 800 mm	D 1000 mm	D 1100 mm	D 1200 mm



Stationary plinth, 100 mm high, without vents

01157055.X-001

01157055.X-002

01147738.X

01147739.X

01147740.X



Stationary plinth, 100 mm high, with vents

01157060.X-001

01157060.X-002

01157060.X-004

01157060.X-005

01157060.X-006



Stationary plinth, 200 mm high, without vents

01157056.X-001

01157056.X-002

01147788.X

01147789.X

01147790.X



Stationary plinth, 200 mm high, with vents

01157065.X-001

01157065.X-002

01157065.X-004

01157065.X-005

01157065.X-006

Image	Description	Dimensions				
		W 800 mm				
		D 600 mm	D 800 mm	D 1000 mm	D 1100 mm	D 1200 mm



Stationary plinth, 100 mm high, without vents

01157055.X-007

01157055.X-008

01147746.X

01147747.X

01147748.X



Stationary plinth, 100 mm high, with vents

01157060.X-007

01157060.X-008

01157060.X-010

01157060.X-011

01157060.X-012



Stationary plinth, 200 mm high, without vents

01157056.X-007

01157056.X-008

01147796.X

01147797.X

01147798.X



Stationary plinth, 200 mm high, with vents

01157065.X-007

01157065.X-008

01157065.X-010

01157065.X-011

01157065.X-012



# VERTIV™ KNÜRR® MIR2 / VERTIV KNÜRR DCM RACK SPECIFIC ACCESSORIES

## Side Panel

- Side panel module for 19" server rack.

### Material

- Steel sheet: 1.0 mm.



### Finish / Colour

- digit X of order number .1: RAL 7035 light-grey.
- digit X of order number .8: RAL 7021 dark-grey.

### Included in delivery

- 1 x side panel.
- Mounting kit.

### Delivered

- In sets.

H	D	Version	Order No.	Units
2000	600	Side panel	01.147.871.X-004	1 unit
2000	800	Side panel	01.147.871.X-005	1 unit
2000	1000	Side panel	01.147.876.X	1 unit
2000	1100	Side panel	01.147.877.X	1 unit
2000	1200	Side panel	01.147.878.X	1 unit
2200	600	Side panel	01.147.871.X-007	1 unit
2200	800	Side panel	01.147.871.X-008	1 unit
2200	1000	Side panel	01.147.880.X	1 unit
2200	1100	Side panel	01.147.881.X	1 unit
2200	1200	Side panel	01.147.882.X	1 unit

## Partition Wall

### Partition wall for retro-fitting

- For air containment between two fixed adjacent racks.
- The partition wall is fitted between two racks and can be inserted from one side of the linking racks.
- Guided along the upper rear extrusion of one of the linked racks.
- After the partition wall has been inserted, fasteners are bent or welded on one side of the wall and screwed into the vertical T-slot to secure the structure. The rack connectors supplied upon delivery are used on the opposite side.

### Material

- Steel sheet: 1.0 mm.

### Finish / Colour

- digit X of order number .1: RAL 7035 light-grey, powder-coated texture.
- digit X of order number .8: RAL 7021 dark-grey, powder-coated texture.

### Mounted partition wall fixed

- For air containment between two fixed adjacent racks.
- The partition wall is only mounted on one rack and must be mounted before the other racks are installed.
- The partition wall is slotted in at the top of the rear extrusion and attached to the basic rack with quick connectors.
- The rack connectors are then fitted to the top and bottom of the frame extrusions from the inside.
- Plastic cover extrusions are provided to seal the gap between the two racks. These can be clipped into place at the front and back of the gap.

### Included in delivery

- 1 x partition wall.
- 1 x set of rack connectors.
- 2 x cover extrusions , earthing set (for fixed partition wall only).
- Mounting kit.

### Delivered

- In sets.

Image	Description	Dimensions			Dimensions		
		H 2000 mm	H 2200 mm		H 2000 mm	H 2200 mm	
		D 1000 mm	D 1100 mm	D 1200 mm	D 1000 mm	D 1100 mm	D 1200 mm
	Partition wall for retro-fitting	01.147.644.X	01.147.645.X	01.147.646.X	01.147.647.X	01.147.648.X	01.147.649.X
	Mounted, fixed partition wall	01.147.690.8	01.147.691.8	01.147.692.8	01.147.693.X	01.147.694.X	01.147.695.X

The different partition walls for the heights of 2400 mm / 52 U and 2600 mm / 56 U are available on request. At a height of 2600 mm / 56 U, the partition wall is divided.

## Air Containment

- The cold/warm area partition can be quickly and easily retrofitted into the rack.
- Side cover plates with 2 cut-outs each for cables (for 800 mm wide racks).
- 3 x 1 HE cut-outs, covered with cover plates (only in versions with vents).
- Bolted to the sides of the 19" extrusions (in 800 mm wide racks).
- Sealed off from the side panels or from the same level of adjoining racks.
- Foam components allow for infinite adjustability in terms of depth.

### Material

- Steel sheet.

### Colour



- digit X of order number .1:  
RAL 7035 light-grey.
- digit X of order number .8:  
RAL 7021 dark-grey.

### Included in delivery

- 2 x side cover plates (for 800 mm wide racks).
- 1 x cover plate, bottom.
- 1 x foam block for the top.
- Mounting kit.

### Delivered

- In sets.

Image	Description	Version	Dimensions		Dimensions	
			H 2000 mm		H 2200 mm	
			W 600 mm	W 800 mm	W 600 mm	W 800 mm
	Air containment without vents	for Racks with castor brackets	01147898.X	01147889.X	01147899.X	01147890.X
		for Racks without castor brackets	01147901.X	01147895.X	01147902.X	01147896.X
	Air containment with 3 x 1 HE cover plates, vertical	for Racks with castor brackets		01147904.X		01147905.X
		for Racks without castor brackets		01147907.X		01147908.X

The various air containments for the heights of 2400 mm / 52 U and 2600 mm / 56 U are available on request.

Dimensions in mm:				Conversion:
W = Width	h = Installation height	U = Standard rack unit	kg = Weight	1 mm = 0.03937 inch
H = Height	d = Insertion depth	(1 U = 44.45 mm)		1 kg = 2.2046 pounds
D = Depth	L = Length	UP = Packaging unit		

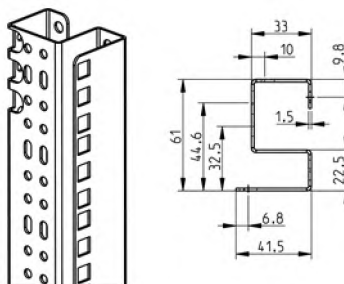
# VERTIV™ KNÜRR® MIR2 / VERTIV KNÜRR DCM RACK SPECIFIC ACCESSORIES

## 19" Vertical Extrusion with Mounting Holes and U Measure Tape

- For mounting 19" rack components.
- For mounting cable management systems and components.
- For mounting slot-in runners, intermediate fixed and pull-out shelves. (no adapter necessary)
- For mounting drawers.

### Material / Finish

- Steel sheet: 1.5 mm, galvanized.
- Measure Tape glued.



### Included in delivery

- Front (2 x 19" vertical extrusions with cross beam and 2 x 19" mountings – for 600 mm wide racks without cross beam and 19" mountings).
- Rear (2 x 19" vertical extrusions with 4 x 19" mountings – for 600 mm wide racks without 19" mountings).

### Delivered

- In sets.

### Note

- Maximum load capacity 400 kg per pair.

W	H	U	Description	Order No.	Units
600	2000	42	19" Vertical extrusion, front	01:157:110.7.003	1 pair
600	2000	42	19" Vertical extrusion, rear	01:157:110.7.003	1 pair
600	2200	47	19" Vertical extrusion, front	01:157:110.7.004	1 pair
600	2200	47	19" Vertical extrusion, rear	01:157:110.7.004	1 pair
800	2000	42	19" Vertical extrusion, front	01:157:113.7.003	1 pair
800	2000	42	19" Vertical extrusion, rear	01:157:113.7.003	1 pair
800	2200	47	19" Vertical extrusion, front	01:157:113.7.004	1 pair
800	2200	47	19" Vertical extrusion, rear	01:157:113.7.004	1 pair

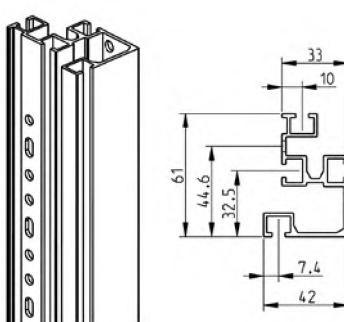
## 19" vertical extrusion

aluminum with T-slot and increment slide

- For front and rear installation with in the rack.
- Spring nut, variable and adjustable, in U increments (19").

### Material

- Extruded aluminum, polished.



### Scope of delivery

- 1 pair 19" LAN T-Slot, with cross beam (depends on order number), with mounting kit.

### Note

- Maximal loading per pair 400 kg.

W	H	U	Description	Order No.	Units
800	2000	42	19"-LAN T-Slot, with cross beam, for front side	01:157:105.0.003	1 pair
800	2200	47	19"-LAN T-Slot, with cross beam, for front side	01:157:105.0.004	1 pair
800	2000	42	19"-LAN T-Slot, without cross beam, for back side	01:157:106.0.003	1 pair
800	2200	47	19"-LAN T-Slot, without cross beam, for back side	01:157:106.0.004	1 pair
600	2000	42	19"-LAN T-Slot, without cross beam, for front and back side	01:157:102.0.003	1 pair
600	2200	47	19"-LAN T-Slot, without cross beam, for front and back side	01:157:102.0.004	1 pair

Dimensions in mm:				Conversion:
W = Width	h = Installation height	U = Standard rack unit	kg = Weight	1 mm = 0.03937 inch
H = Height	d = Insertion depth	(1 U = 44.45 mm)		1 kg = 2.2046 pounds
D = Depth	L = Length	UP = Packaging unit		





LUF20337

## U tape measure

- For sticking on 19" extrusions.
- Enables fast component positioning at the correct U position.
- Standard length, 48 U; shorten as required.

### ■ Scope of delivery

- 1 x tape measure.

U	Order No.	UP
48	01.128.400.9	1 unit



DCM20052

## Mounting Adapter for 19" Server Extrusion

- For mounting standard Vertiv™ Knürr®-components (shelves, drawers, slot-in runners, key-pad drawers, etc.) inside 19" racks.

### ■ Material

- Steel sheet: 2.5 mm, galvanized.

### ■ Included in delivery

- 4 x adapters.

W	H	U	Order No.	Units
63	44	1	01.147.640.9	1 set



MIR00100

## Internal Mounting Rack Connector

- For mechanical, stable joining of rack and enclosure suites.

### ■ Material / Finish

- Steel sheet: 2 mm, galvanised.

### ■ Installation positions

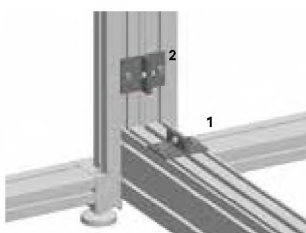
1. On the horizontal extrusions (top & bottom and front & back).
2. Vertically on the vertical extrusion (front & back and top & bottom).

### ■ Included in delivery

- 8 x mounting brackets (for connecting 2 racks / frames).
- Mounting kit.

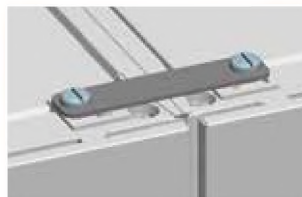
### ■ Delivery

- In sets.



DCM20084

Order No.	Units
01.130.935.7	1 set



DCM20082

## Vertiv™ Knürr®

## Connector Installed on Top

- For mechanical, stable joining of rack and enclosure suites.
- Can be installed on racks from the top directly into the die-cast corner piece.
- Easy access for installation from the outside.

### ■ Material / Finish

- Steel sheet: 3 mm, galvanized.

### ■ Included in delivery

- 2 x rack connectors (for connecting 2 racks / frames).
- 4 x knurled screws, M12.

### ■ Delivery

- In sets.



DCM20083

Version	Order No.	Units
30 x 140	01.147.642.7	1 set



MIR00216

## Earthing set / doors / top cover / side panel / rear panel

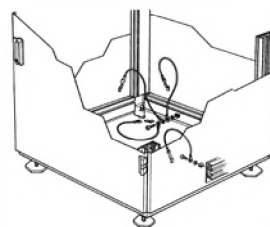
- For safe earthing of doors and panels.

### ■ Scope of delivery

- 1 x earthing connection.
- 1 x Mounting kit.

### ■ How supplied

- In sets.

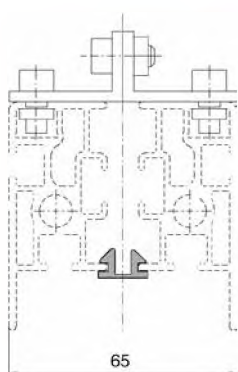


MIR00217

Model	Order No.	UP
for side panel/backside panel	01.157.015.9-001	1 set
for top cover	01.157.015.9-002	1 set
for single doors	01.157.015.9-003	1 set
for split doors	01.157.015.9-004	1 set

Dimensions in mm:				Conversion:
W = Width	h = Installation height	U = Standard rack unit	kg = Weight	1 mm = 0.03937 inch
H = Height	d = Insertion depth	(1U = 44.45 mm)		1 kg = 2.2046 pounds
D = Depth	L = Length	UP = Packaging unit.		

# VERTIV™ KNÜRR® MIR2 / VERTIV KNÜRR DCM RACK SPECIFIC ACCESSORIES



MIR00320

## Cover extrusion for rack suites, IP 20

- **Material**
  - PVC extruder cover, black.
- **Scope of delivery**
  - 2 x vertical lengths.
  - 2 x depth lengths.




MIR20443

H	D	U	Order No.	UP
1200	600	23	01.131.270.9	1 set
1800	600	37	01.131.273.9	1 set
2000	600	41	01.131.274.9	1 set
2200	600	46	01.131.275.9	1 set
1200	800	23	01.131.276.9	1 set
1800	800	37	01.131.279.9	1 set
2000	800	41	01.131.280.9	1 set
2200	800	46	01.131.281.9	1 set
1200	900	23	01.131.282.9	1 set
1800	900	37	01.131.285.9	1 set
2000	900	41	01.131.286.9	1 set
2200	900	46	01.131.287.9	1 set
2000	1000	41	01.127.760.9	1 set
2200	1000	46	01.127.761.9	1 set
2000	1200	41	01.127.762.9	1 set
2200	1200	46	01.127.763.9	1 set
2400	1200	52	on request	1 set
2600	1200	56	on request	1 set



DCM20090



MIR20449

## Mounting bracket Fixed

- Sits flush ("airtight").
- Even load distribution on base.
- Also compatible with DCM racks.
- **Load rating**
  - 15,000 N static.
- **Material**
  - Sheet steel 3.0 mm.
- **Finish**
  - Order no. 1: Powder-coated texture, RAL 7035 light-grey.
  - Order no. 8: Powder-coated texture, RAL 7021 dark-grey.
- **Scope of delivery**
  - 2 x mounting brackets for the depth.
  - 2 x mounting brackets for the width.
  - 1x Mounting kit.
- **How supplied**
  - In sets.

W	H	D	Order No.	UP
600	27	600	01.147.509.X	1 unit
600	27	700	01.147.510.X	1 unit
600	27	800	01.147.511.X	1 unit
600	27	900	01.147.512.X	1 unit
600	27	1000	01.147.513.X	1 unit
600	27	1100	01.147.514.X	1 unit
600	27	1200	01.147.515.X	1 unit
800	27	600	01.147.525.X	1 unit
800	27	700	01.147.526.X	1 unit
800	27	800	01.147.527.X	1 unit
800	27	900	01.147.528.X	1 unit
800	27	1000	01.147.529.X	1 unit
800	27	1100	01.147.530.X	1 unit
800	27	1200	01.147.531.X	1 unit

Dimensions in mm:				Conversion:
W = Width	h = Installation height	U = Standard rack unit	kg = Weight	1 mm = 0.03937 inch
H = Height	d = Insertion depth	(1 U = 44.45 mm)		1 kg = 2.2046 pounds
D = Depth	L = Length	UP = Packaging unit		



DCM20077

Vertiv™ Knürr® MIR2 / Vertiv™ Knürr® DCM PDU Bracket

- For orderly cable management in the rack.
- For hanging in trade-standard PDUs without tools.
- Especially suited to Knürr and Liebert PDUs.

Material / Finish

- Steel sheet, 1,5 mm, zinc passivated, powder-coated.

Color


- Final digit of order number .1: RAL 7035 light-grey.
- Final digit of order number .8: RAL 7021 dark-grey.

Scope of delivery

- 1x PDU bracket.
- 1x Mounting kit.

How supplied

- In sets.



DCM20076

W	H <sub>Rack</sub>	D	U	Order No.	UP
125	2000	25	42	01.147.816.X	1 unit
125	2200	25	47	01.147.817.X	1 unit
125	2400	25	52	on request	1 unit
125	2600	25	56	on request	1 unit

Dimensions in mm:				Conversion:
W = Width	h = Installation height	U = Standard rack unit	kg = Weight	1 mm = 0.03937 inch
H = Height	d = Insertion depth	(1 U = 44.45 mm)		1 kg = 2.2046 pounds
D = Depth	L = Length	UP = Packaging unit		

## Vertiv™ Knürr® DCM cable manager, vertical

### Description

- Left and right models (2 cable managers) included in the delivery.
- Ideal for organizing cabling of jumper cables (copper and fiber optic cables).
- Retrofitting is possible.
- Prepared for full cold/warm partitioning.
- Cable fingers can be easily installed (clipped on).
- Cabling towards the rear through rubber bushings or cutouts.
- Can be used for recess depths from 145 mm.

### Material / Finish

- Cable duct: Sheet steel, 2.0 mm.
- Final digit of order number .1: powder-coated, RAL 7035 light-grey.
- Final digit of order number .8: powder-coated, RAL 7021 dark-grey.
- Cable fingers: Polyamide (UL 94 V-O), black.

### Scope of delivery

- 1 x cable duct, left.
- 1 x cable duct, right.
- 4 x rows with cable fingers.
- 4 x rubber bushings.
- 1 x Mounting kit.

### How supplied

- In pairs (cable fingers unassembled).

### Remarks

- Only for DCM Rack.

W <sub>Rack</sub>	H <sub>Rack</sub>	U	Recess depth	Cutout size	Order No.	UP
800	2000	42	Starting from 145 mm	66 x 100 mm	<b>05.045.102.X</b>	1 pair
800	2200	47	Starting from 145 mm	66 x 100 mm	<b>05.045.103.X</b>	1 pair
800	2400	52	from 145 mm	66 x 100 mm	<b>on request</b>	1 pair
800	2600	56	from 145 mm	66 x 100 mm	<b>on request</b>	1 pair

DCM20118

DCM20119

## DCM cover panel for vertical cable manager

- For only 1 cable manager, i. e., 2 kits required for B800 rack.
- Covers the vertical cable manager.
- Tool-less fastening – clips onto cable finger.
- Can be swiveled on both sides and removed completely.

### Material / Finish

- Cover: sheet steel, 2.0 mm.
- Final digit of order number .1: powder-coated, RAL 7035 light-grey.
- Final digit of order number .8: powder-coated, RAL 7021 dark-grey.
- Clip: polyamide (UL 94 V-O), black.

### Scope of delivery

- 2 x covers.
- 8 x clips.

### How supplied

- In sets (clips pre-assembled).

DCM20120

DCM20121

W	H	U	Order No.	UP
55	927	42	<b>05.045.112.X</b>	1 set
55	1038	47	<b>05.045.113.X</b>	1 set
55	1149	52	<b>on request</b>	1 set
55	1238	56	<b>on request</b>	1 set

## DCM/MIR2 kit for air partitioning for vertical cable manager

- Suitable for DCM and MIR2 racks.
- Separates the cold and hot areas within the rack.
- Prevents hot-spots (air recirculation).

### Material / Finish

- Bottom plate, cover plate: sheet steel, 10 mm.
- Final digit of order number .1: powder-coated, RAL 7035 light-grey.
- Final digit of order number .8: powder-coated, RAL 7021 dark-grey.
- High-density foam: PUR foam (UL94 HF-1).

### Scope of delivery

- 1 x bottom plate.
- 6 x Steel plate cover plates (extension to Type3) for cable routing.
- 1 x Foam element, side.
- 1 x Foam element, top.
- 1 x Mounting kit.

### How supplied

- In sets.

### Remarks

- For DCM and MIR2 Rack.



DCM20117

W <sub>Rack</sub>	U	Order No.	UP
800	42 and 47	<b>05.045.132.X</b>	1 set





MIR20095

### Combination lock

- Mechanical solution for a top-quality locking system.
- Access either via a three-digit code that can be individually set on the handle or via a master key for access to the rack independent of the code setting.
- Suitable for Miracel 2/DCM rack single doors with swing handle.
- Subsequent retrofitting also possible without mechanical alteration.

Model	Order No.	UP
Single doors MIR2 / DCM / Smaract Doors, with swing handle	01.137.013.9	1 unit



MIR20460

### Door locking set

- **Scope of delivery**
  - 1 lock set.
  - 2 keys (half-cylinder).

Model	Order No.	UP
MIR2 / DCM / Smaract Doors, with swing handle	01.130.940.9	1 set



MIR00069

### Complete locking set

- **Scope of delivery**
  - 2 cylinders with 2 keys each.
  - 2 lockable fasteners for side panel with 2 keys each.

Model	Order No.	UP
MIR2 / DCM	01.130.940.9	1 set



MIR20461

### Spare key for door

- **Scope of delivery**
  - 1 x key.

Order No.	UP
00.078.467.9	1 unit



MEC20224

### Cable trough

- For orderly cable management in the MIR2 and DCM racks.
- Cables secured with Velcro strips or cable ties.
- 9 mm slit width for securing various parts to caged nuts.

- **Material / Finish**
  - Sheet steel, 15 mm, zinc passivated, powder-coated.
- **Color**
  - Final digit of order number .1: RAL 7035 light grey.
  - Final digit of order number .8: RAL 7021, dark-grey.



MEC20067

- **Scope of delivery**
  - 1 x cable trough.
  - 1 x Mounting kit.
- **How supplied**
  - In sets.
- **Note**
  - If required, please also order Velcro rolls.

H	w	Model	Order No.	UP
2000	100	For MIR2 and DCM racks	05.040.251.X	1 set
2200	100	For MIR2 and DCM racks	05.040.252.X	1 set
2000	150	For MIR2 and DCM racks	05.040.254.X	1 set
2200	150	For MIR2 and DCM racks	05.040.255.X	1 set
2000	200	For MIR2 and DCM racks	05.040.257.X	1 set
2200	200	For MIR2 and DCM racks	05.040.258.X	1 set
2400	100	For DCM racks	on request	1 set
2400	150	For DCM racks	on request	1 set
2400	200	For DCM racks	on request	1 set
2600	100	For DCM racks	on request	1 set
2600	150	For DCM racks	on request	1 set
2600	200	For DCM racks	on request	1 set



MEC00114

### Cable clamping bar

- Clips onto the C extrusion rail.
- **Material**
  - Polyamide, black.
- **Scope of delivery**
  - 1 set of 10 cable clamping bars.
- **How supplied**
  - In sets.

Order No.	UP
01.130.869.9	10 units

Dimensions in mm:				Conversion:	
W = Width	h = Installation height	U = Standard rack unit	kg = Weight	1mm = 0.03937 inch	
H = Height	d = Insertion depth	(1 U = 44.45 mm)		1kg = 2.2046 pounds	
D = Depth	L = Length	UP = Packaging unit.			









## Vertiv™ – For greater Energy Efficiency in your IT Environment

Really reliable availability of business-critical networks requires a network infrastructure installation you can fully depend on, administration and continuous support.

This in turn depends on the power supply and cooling infrastructure supporting these systems and is based on the following key components:

- ***Business-critical power supply***
- ***Business-critical cooling***
- ***Rack and enclosure systems***
- ***Monitoring and management***
- ***Proactive maintenance***

Vertiv has developed new power-supply-, cooling-, rack- and enclosure systems, as well as monitoring solutions which further support uninterrupted availability – and offer real added value that goes well beyond the sum of the individual solutions.

With our solutions we provide unsurpassed adaptability, individualization and the ability to integrate into the most diverse products and services.

We acquire extensive knowledge of the challenges you face and are in a position to meet your requirements.

Our exceptionally reliable and comprehensive solutions are tailored to your requirements – thereby providing the benefit of optimized strategic and operational efficiency enhanced reliability, higher flexibility and lower overall operating costs.

Drawing on the combined use of our knowledge, our experience and our resources, we deliver a demand-driven solution from a single source.

The result: an infrastructure that stays abreast of current and future requirements.



**VertivCo.com | Vertiv Limited**, George Curl Way, Southampton, SO18 2RY, VAT Number: GB188146827

© 2018 Vertiv Co. All rights reserved. Vertiv™, the Vertiv logo are trademarks or registered trademarks of Vertiv Co. All other names and logos referred to are trade names, trademarks or registered trademarks of their respective owners. While every precaution has been taken to ensure accuracy and completeness herein, Vertiv Co. assumes no responsibility, and disclaims all liability, for damages resulting from use of this information or for any errors or omissions. Specifications are subject to change without notice.

MKA4LOUKDCM Rev1 12/2018