


# INSTRUMENT UPDATE



**EXTENDED BLADE LIFE**  
leads to long term savings



acetabular cup extraction system



*ultra hard titanium nitride  
coating for extended blade life*

**INNOMED** 

# Helps to quickly and precisely remove an



acetabular cup extraction system

## Non-modular blade system

Helps to decrease costs while increasing surgical efficiency as blades don't need to be changed interoperatively.

## Handle Placement

Near the end of the shaft allows for better leverage and easier rotation.

## Impaction Platform

Strike with a mallet to help drive in the blade.

## Handle Styles

Two to choose from...

Fixed Handle ▶

◀ Wrench Drive Handle

## System Rental

Available on a single procedure basis

### Rental Details

Rental is available in several configurations:

- 4 cases with all sizes, including 2 sets of heads
- 3 cases, including 2 sets of heads
- 2 cases, including 2 sets of heads
- 1 case, including 2 sets of heads
- 1 size (starter & finish), including 2 sets of heads

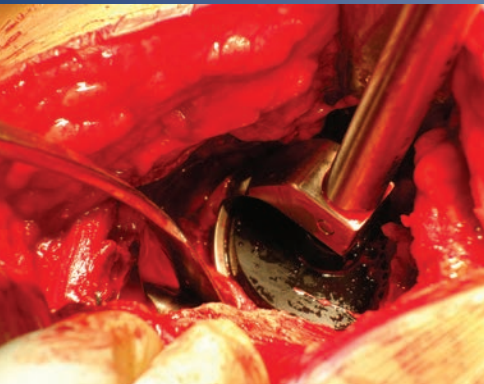
Each case includes 5 Starter and 5 Finish Instruments

### Rental Charges

In addition to a rental fee, there is a charge for each instrument used (not heads). Also, an additional charge applies if the used instruments are kept instead of returned. **Rental is for one surgical procedure only, and must be returned within 5 days following the procedure.**

## Blade Discount Program

For used CupX blade instruments we offer a blade discount program. Please see our website or call for details.



# acetabular cup with minimal loss of bone



## Stainless Steel Heads

In standard diameters of 22, 26, 28, 32 and 36 mm (38 mm optional).

## Fixed Blades in Two Lengths

Blade Diameters from 42mm-80mm

Can typically be used for multiple procedures, then replaced through our Blade Discount Program.

## Shaft Alignment

The shaft is aligned directly over the head, which helps prevent the head from riding out of the cup while keeping the instrument properly centered. With proper centering, the curvature of the blades will more closely match the hemispherically-shaped outer surface of the acetabular cup when rotating, thus minimizing bone loss and creating a relatively intact acetabular recess for fitting of a new cup.

## Benefits of Our Titanium Nitride Coated Blades

- ▶ **Extends Blade Life...**by increasing surface hardness
- ▶ **Prolongs Sharpness...**with an ultra hard, heat resistant coating
- ▶ **More Wear Resistant...**due to high lubricity of titanium nitride coating
- ▶ **Prevents Galling...**won't chip, peel, or flake
- ▶ **Reduces Friction...**eliminates seizing in metal-on-metal contact
- ▶ **Chemical and Corrosion Resistant**
- ▶ **Non-toxic...**medically approved and proven

**Extended blade life leads to long term savings**

## Optional Large Delrin Heads\*

Designed to provide tight, secure surface contact when removing larger size acetabular cups, and can also be used if the cup liner of a standard size cup is worn and must be removed. Available in diameters from 39 to 60mm in 1mm increments.

\*US Patent #7,998,146 B2



## Optional Wrench Drive Handles

Works like a socket wrench, allowing improved torque without changing positions.



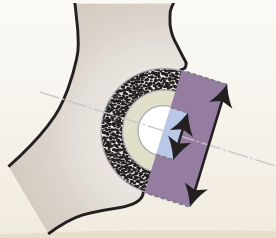
*Before use, find and remove any screws and clear away any soft tissue to ensure no interference with the blade.*

Note: If the cup liner is damaged or offset, proper centering of the shaft may not be possible—remove the liner and install a temporary insert, or utilize one of our larger Delrin Heads if available.

1

**Determine & Select Blade and Head Sizes**

Measure the outside (blade) and inside (head) diameters of the cup to be removed. If the diameters don't correlate exactly with the set sizes, select the next **largest** blade size and the next **smallest** head size.



2

**Install Head Onto Shaft End**

Install the selected spherical Head onto the chosen Shaft with the Starter (short) Blade, which will be used first.



3

**Begin Cup Removal**

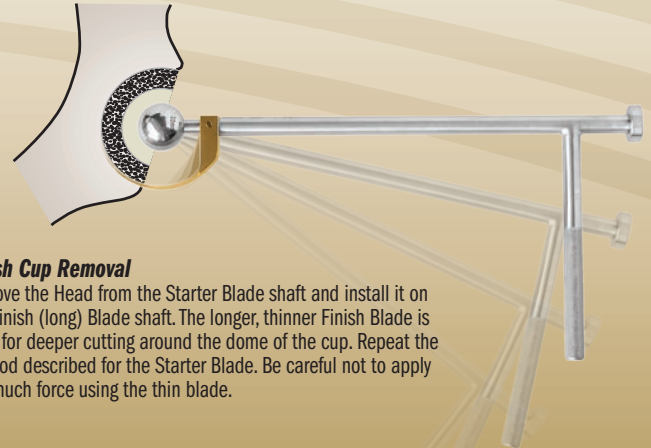
The shorter, stiffer Starter Blade is used around the top rim of the cup for more dense bone. The Head is seated into the acetabular cup liner, and a mallet may be used to strike the impaction platform on the end of the shaft to help drive in the blade. If extreme resistance is encountered due to highly sclerotic bone, the instrument may be removed and a straight or curved osteotomy may be used to help.



4

**Finish Cup Removal**

Remove the Head from the Starter Blade shaft and install it on the Finish (long) Blade shaft. The longer, thinner Finish Blade is used for deeper cutting around the dome of the cup. Repeat the method described for the Starter Blade. Be careful not to apply too much force using the thin blade.






# Product Numbers

## COMPLETE INSTRUMENT SETS

5200	<b>Complete Set - Fixed Handle</b>
5208	<b>Complete Set - Wrench Handle</b>
20 Starter & 20 Finish Instruments 3 each of 5 Head sizes (22mm-36mm) 5 cases — 4 for Instruments, 1 for Heads Includes complete set of 5200-T CupX Blade Contour Checking Templates, plus Ring	

## CUSTOM AND RANGED INSTRUMENT SETS

5200-01	<b>Choice of sizes - Fixed Handle</b>
5208-01	<b>Choice of Sizes - Wrench Handle</b>
5 Starter and 5 Finish Instruments 2 each of 5 Head sizes (22mm-36mm) 2 cases — 1 for Instruments, 1 for Heads Includes CupX Blade Contour Checking Templates for corresponding Blade Sizes Chosen, plus Ring	
5200-02	<b>42mm-50mm - Fixed Handle</b>
5208-02	<b>42mm-50mm - Wrench Handle</b>
5 Starter and 5 Finish Instruments 2 each of 5 Head sizes (22mm-36mm) 2 cases — 1 for Instruments, 1 for Heads Includes CupX Blade Contour Checking Templates for 42 mm - 50 mm Blades, plus Ring	
5200-03	<b>52mm-60mm - Fixed Handle</b>
5208-03	<b>52mm-60mm - Wrench Handle</b>
5 Starter and 5 Finish Instruments 2 each of 5 Head sizes (22mm-36mm) 2 cases — 1 for Instruments, 1 for Heads Includes CupX Blade Contour Checking Templates for 52 mm - 60 mm Blades, plus Ring	
5200-04	<b>62mm-70mm - Fixed Handle</b>
5208-04	<b>62mm-70mm - Wrench Handle</b>
5 Starter and 5 Finish Instruments 2 each of 5 Head sizes (22mm-36mm) 2 cases — 1 for Instruments, 1 for Heads Includes CupX Blade Contour Checking Templates for 62 mm - 70 mm Blades, plus Ring	
5200-05	<b>72mm-80mm - Fixed Handle</b>
5208-05	<b>72mm-80mm - Wrench Handle</b>
5 Starter and 5 Finish Instruments 2 each of 5 Head sizes (22mm-36mm) 2 cases — 1 for Instruments, 1 for Heads Includes CupX Blade Contour Checking Templates for 72 mm - 80 mm Blades, plus Ring	



INDIVIDUAL FIXED HANDLE SHAFTS WITH FIXED BLADES		Blade Arc Diameter	INDIVIDUAL WRENCH HANDLE SHAFTS WITH FIXED BLADES	
Starter	Finish		Starter	Finish
5200-42	5201-42	42 mm	5208-42	5209-42
5200-44	5201-44	44 mm	5208-44	5209-44
5200-46	5201-46	46 mm	5208-46	5209-46
5200-48	5201-48	48 mm	5208-48	5209-48
5200-50	5201-50	50 mm	5208-50	5209-50
5200-52	5201-52	52 mm	5208-52	5209-52
5200-54	5201-54	54 mm	5208-54	5209-54
5200-56	5201-56	56 mm	5208-56	5209-56
5200-58	5201-58	58 mm	5208-58	5209-58
5200-60	5201-60	60 mm	5208-60	5209-60
5200-62	5201-62	62 mm	5208-62	5209-62
5200-64	5201-64	64 mm	5208-64	5209-64
5200-66	5201-66	66 mm	5208-66	5209-66
5200-68	5201-68	68 mm	5208-68	5209-68
5200-70	5201-70	70 mm	5208-70	5209-70
5200-72	5201-72	72 mm	5208-72	5209-72
5200-74	5201-74	74 mm	5208-74	5209-74
5200-76	5201-76	76 mm	5208-76	5209-76
5200-78	5201-78	78 mm	5208-78	5209-78
5200-80	5201-80	80 mm	5208-80	5209-80

## INSTRUMENT AND HEAD CASES ONLY

9014	Case for 22 Delrin Heads
9015	Case for 5 Starter and 5 Finish Blades, plus 5 Heads
9016	Case for 10 Steel Heads

System Designed by James Kudrna, MD and Stephen Incavo, MD  
Wrench Drive Handle Designed by Guido Grappiolo, MD  
Delrin Heads Designed by Adolph Lombardi, MD

## INDIVIDUAL INTERCHANGEABLE STEEL HEADS

5202-22	22mm
5202-26	26mm
5202-28	28mm
5202-32	32mm
5202-36	36mm
<b>Optional Size:</b>	
5202-38	38mm



## INDIVIDUAL INTERCHANGEABLE DELRIN HEADS\*

\*US Patent #7,998,146 B2

### Complete Set w/Case

5202-00	5202-00
5202-39	39mm
5202-40	40mm
5202-41	41mm
5202-42	42mm
5202-43	43mm
5202-44	44mm
5202-45	45mm
5202-46	46mm
5202-47	47mm
5202-48	48mm
5202-49	49mm
5202-50	50mm
5202-51	51mm
5202-52	52mm
5202-53	53mm
5202-54	54mm
5202-55	55mm
5202-56	56mm
5202-57	57mm
5202-58	58mm
5202-59	59mm
5202-60	60mm



## CupX Blade Contour Checking Templates

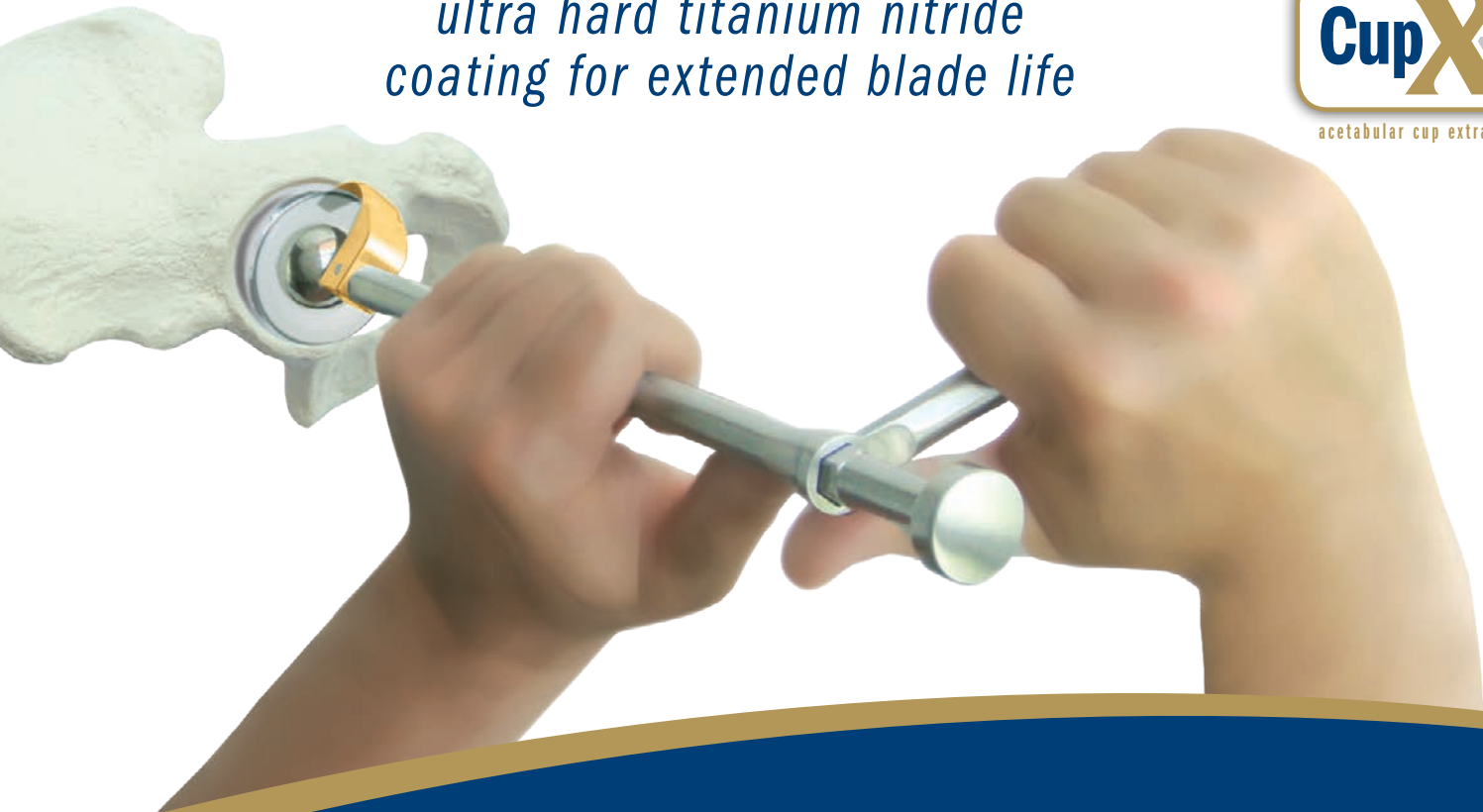
### INDIVIDUAL CONTOUR TEMPLATES

5200-T [Complete Set]		
5200-42G	42 mm	5200-62G 62 mm
5200-44G	44 mm	5200-64G 64 mm
5200-46G	46 mm	5200-66G 66 mm
5200-48G	48 mm	5200-68G 68 mm
5200-50G	50 mm	5200-70G 70 mm
5200-52G	52 mm	5200-72G 72 mm
5200-54G	54 mm	5200-74G 74 mm
5200-56G	56 mm	5200-76G 76 mm
5200-58G	58 mm	5200-78G 78 mm
5200-60G	60 mm	5200-80G 80 mm
		5200-GR Ring



Designed for checking the contour of a CupX blade after use to evaluate arc accuracy

*ultra hard titanium nitride  
coating for extended blade life*



**FREE TRIAL ON MOST INSTRUMENTS**

© 2019 Innomed, Inc.

**INNOMED** 



103 Estus Drive, Savannah, GA 31404  
www.innomed.net info@innomed.net

912.236.0000 Phone  
912.236.7766 Fax

**Innomed-Europe** Tel. +41 41 740 67 74  
Fax +41 41 740 67 71

**1.800.548.2362**

APRIL 2019